



School District of Altoona

1903 Bartlett Ave Altoona, WI 54720
715-839-6032 715-839-6066 FAX

Dr. Connie Biedron, Superintendent

www.altoona.k12.wi.us

ALTOONA BOARD OF EDUCATION

Regular Meeting
District Board Room
1903 Bartlett Avenue
December 4, 2017
6:30 p.m.

Agenda

1. Call to Order
2. Roll Call
3. Reading of Public Notice
4. Pledge of Allegiance
5. Rules for Meeting
6. Approval of Minutes
 - a. November 20, 2017 Regular Meeting
7. Public Participation (All remarks are to be addressed to the Board; discussion among citizens present is not permitted. Board members may ask questions of a speaker; however, no formal deliberations are allowed at this time.)
 - a. Non-Agenda items - public comment and concern
 - b. Agenda items - public comment and concern
8. Treasurer's Report.
 - a. Approval of Checks for Payment
 - (1) General Fund checks totaling \$995,875.01
 - (2) Student Activity Fund checks totaling \$396.26
9. Information
 - a. School Showcase
 - (1) Student Representative's Update, Emily Studinski
 - (2) Fuel Up to Play 60 Update, Greg Emerson
 - (3) School Report Cards, Principals
 - b. Committee Reports
 - (1) Joint Review Board, November 22
 - (2) Parks & Rec Committee, November 27
 - (3) City Update/Bartlett Avenue Project, Dave Rowe
 - c. General Information
 - d. President's Report
 - (1) State Education Convention, January 16-19
 - (2) Policy Resource Guide Demonstration

Altoona Board of Education, December 4, 2017

- e. Superintendent's Report
 - a. Studer Update - Standards of Excellence
 - b. Women's Giving Circle Grant Award
 - c. Eau Claire Community Foundation Grant Proposal to Support Fab Lab Grant Match
 - d. Monthly Enrollment Report
 - e. Other Meetings, News and Events (Items announced in this category are not intended for discussion)

- 10. Board Action after Consideration and Discussion
 - a. Consider Resignation of Head Varsity Softball Coach
 - b. Consider Recommendation for .50 Limited-Term Physical Education Teacher Position for Second Semester 2017/18
 - c. Consider Approval of Application for Boys' Soccer Inclusion in WIAA Tournaments 2018/19

- 11. Anticipated Closed Session as Per Section 19.85(1) (c), (1) (f) Wisc. Statutes
 - a. Consider Closed Session Minutes for November 20, 2017
 - b. The Board will adjourn into closed session pursuant to § 19.85(1) (c), (1) (f) Wisc. Stats. for consideration of a personnel problem which, if discussed in public could have an adverse impact on the reputation of those involved

- 12. Reconvene into Open Session and Take Necessary Action

- 13. Adjournment

Engage. Equip. Empower.

Offering large school opportunities with a small school approach.

ALTOONA SCHOOL BOARD AGREEMENT

- We base our decisions on the best interest of the students.
- We are guided by our Vision, Mission and our Strategic Plan.
- We believe that every employee makes a contribution to the success of every student.
- We conduct ourselves within commonly understood principles of integrity.
- We listen carefully and respectfully to ensure all voices are heard.
- We practice good stewardship of our tax dollars.
- We seek to operate with as much transparency as possible.
- We do not engage in drama or political rhetoric.
- We seek a way around obstacles; reframing from an attitude of “we can’t,” to “how can we?”

Adopted: 9/19/11

Amended: 1/21/13

CHECK DATE	CHECK ACCOUNT			VENDOR	INVOICE	
	NUMBER	NUMBER	NUMBER		DESCRIPTION	AMOUNT
11/14/2017	133690	10 E 800 320 254200		A-1 RENTAL CENTER INC.	rental fee for air compressor to blow out water lines on football field.	90.50
					Totals for 133690	90.50
11/14/2017	133691	10 E 800 942 232100		AWSA (ASSOC WI SCH ADMIN)	AWSA DUES FOR JOANN WALKER 2017-18	515.00
					Totals for 133691	515.00
11/14/2017	133692	50 E 800 415 257220		CONNELL'S APPLE ORCHARD	Farm to School Apples	240.00
					Totals for 133692	240.00
11/14/2017	133693	10 E 800 310 252105		DIVERSIFIED BENEFIT SERVICES I	NOVEMBER HRA ADMIN SERVICES, MAILINGS	751.18
					Totals for 133693	751.18
11/14/2017	133694	10 E 400 949 162120		MENOMONIE DANCE TEAM	Menomonie Holiday Classic Dance Competition Registration Fee	75.00
					Totals for 133694	75.00
11/14/2017	133695	27 E 700 411 158000		PHONAK	2x wall mounts for speakers (Special Education students-hearing impaired)	30.00
					Totals for 133695	30.00
11/14/2017	133696	10 E 100 411 110000		SCHOOL DISTRICT OF ALTOONA	DONATION TO FAMILY LEARNING NIGHT DEDUCTED TWICE. REFUND 10-12-17 TRANSACTION	250.00
					Totals for 133696	250.00
11/14/2017	133697	10 R 800 271 500000		SMITH, CYNTHIA	Xavier Miller - Donation from HS FB	385.00
					Totals for 133697	385.00
11/14/2017	133698	10 E 800 320 254300		STALKER SPORTS FLOORS	CLEAN WOOD FLOORING, ADD FINISH: UPPER MS, HS	1,750.00
					Totals for 133698	1,750.00
11/16/2017	133699	10 L 000 000 811670		AMERIPRISE FINANCIAL SERVICES	403(B)S	1,350.00
					Totals for 133699	1,350.00
11/16/2017	133700	10 L 000 000 811680		WI SCTF	CHILD SUPPORT	46.98
	133700	27 L 000 000 811680		WI SCTF	CHILD SUPPORT	7.02
					Totals for 133700	54.00
11/16/2017	133701	10 E 150 411 122000		ALTOONA FOOD SERVICE	Family Learning Night payment for pizza and cookies	429.00
					Totals for 133701	429.00
11/16/2017	133702	10 E 800 411 221910		ASSETGENIE, INC	PALMREST W/ KEYBOARD & TOUCHPAD, BRACKETS	699.25
					Totals for 133702	699.25
11/16/2017	133703	10 E 400 411 162308		AWARDS & MORE	Cross Country Season Awards	191.76
					Totals for 133703	191.76

CHECK DATE	CHECK ACCOUNT		VENDOR	INVOICE		AMOUNT
	NUMBER	NUMBER		DESCRIPTION		
11/16/2017	133704	27 E 700 370 436000	CLINICARE CORP/EC ACADEMY DIV	OCT 2017: JC, DL, KR		6,795.00
				Totals for 133704		6,795.00
11/16/2017	133705	50 E 800 415 257220	CONNELL'S APPLE ORCHARD	Farm to School Apples		360.00
				Totals for 133705		360.00
11/16/2017	133706	10 E 400 389 431000	CHIPPEWA VALLEY TECHNICAL COLL	CVTC IT Academy Summer Web Class		586.59
				Totals for 133706		586.59
11/16/2017	133707	21 E 400 552 136320	HALDEMAN HOMME, INC.	Rolland MDX 40A 56157-MDX-40A-special		11,650.00
				Totals for 133707		11,650.00
11/16/2017	133708	10 E 800 432 222200	KNOWBUDDY RESOURCES	AES Book Order Knowbuddy Resources - NonFiction #2		1,043.80
				Totals for 133708		1,043.80
11/16/2017	133709	27 E 700 310 223300	KOPLITZ, DAWN	Sign Language Interpreter for SPED student/family. YM		100.00
				Totals for 133709		100.00
11/16/2017	133710	10 E 400 943 125400	LUTHER COLLEGE	Registration fees for Dorian Vocal Music Festival		141.00
				Totals for 133710		141.00
11/16/2017	133711	10 E 400 411 162308	SOUTHERN OAK WINDOW FASHIONS	ROOMS: 2080, 235,234,220,112		1,947.66
				Totals for 133711		1,947.66
11/16/2017	133712	10 E 150 411 110000	STUDIES WEEKLY PUBLICATIONS	US Studies Weekly newspapers for AIS 260 students		1,492.40
				Totals for 133712		1,492.40
11/16/2017	133713	10 E 800 310 162101	TRESONA MULTIMEDIA LLC	Licensing Fees for Locomotion Show Choir		272.00
				Totals for 133713		272.00
11/16/2017	133714	10 E 400 107 162101	OBANIKORO, ASHANTI	STUDENT WORKER		25.00
				Totals for 133714		25.00
11/20/2017	133715	10 E 800 320 254300	AIM ELECTRONICS, INC	INSTALL & TRAINING SCOREBOARDS		3,160.00
				Totals for 133715		3,160.00
11/20/2017	133716	10 E 400 411 162121	AWARDS & MORE	Volleyball Season Banquet Awards		81.90
				Totals for 133716		81.90
11/20/2017	133717	10 E 400 411 126000	BIO-RAD LABORATORIES/LIFE SCIE	Supplies for AP Biology		263.00
				Totals for 133717		263.00
11/20/2017	133718	10 E 800 411 221100	CESA #2	WI SCHOOLS DIGITAL LIBRARY CONSORTIUM		2,197.50
				Totals for 133718		2,197.50

CHECK DATE	CHECK ACCOUNT			VENDOR	INVOICE		AMOUNT
	NUMBER	NUMBER			DESCRIPTION		
11/20/2017	133719	10 E 400 341 256740		LITCHFIELD RENT A CAR	VAN RENTAL #S: 6872,6486,6431,6888,6896		1,217.40
					Totals for 133719		1,217.40
11/20/2017	133720	10 E 400 411 121000		SHARP ONE HOUR PHOTO	DRY MOUNTS		47.84
					Totals for 133720		47.84
11/27/2017	133721	10 E 400 310 162205		CHRISTOFFEL, GREG	OFFICIAL		85.00
					Totals for 133721		85.00
11/27/2017	133722	10 E 400 310 162223		DARROW, LEIGH	OFFICIAL		50.00
	133722	10 E 400 310 162223		DARROW, LEIGH	OFFICIAL		85.00
					Totals for 133722		135.00
11/27/2017	133723	10 E 400 187 162308		EISOLD, GAGE	GAME WORKER		40.00
					Totals for 133723		40.00
11/27/2017	133724	10 E 400 310 162223		HANZLIK, JOSH	OFFICIAL		50.00
	133724	10 E 400 310 162223		HANZLIK, JOSH	OFFICIAL		85.00
					Totals for 133724		135.00
11/27/2017	133725	10 E 400 310 162205		JANSON, PAUL	OFFICIAL		75.00
					Totals for 133725		75.00
11/27/2017	133726	10 E 400 310 162205		THACKER, TRENT	OFFICIALS		75.00
					Totals for 133726		75.00
11/28/2017	133727	10 E 800 310 252105		DIVERSIFIED BENEFIT SERVICES I	NOV FSA FEE, MAILINGS		146.38
					Totals for 133727		146.38
11/28/2017	133728	10 E 800 713 270000		HASTINGS MUTUAL INSURANCE COMP	WC POLICY #9963838 OCT 1, 2016- OCT 1, 2017 AUDIT		2,966.00
					Totals for 133728		2,966.00
11/28/2017	133729	21 E 200 411 140000		J & M FUNDRAISING, INC.	Butter Braid Fundraiser for Fuel Up to Play 60		1,540.00
					Totals for 133729		1,540.00
11/28/2017	133730	27 E 700 411 158000		MUSSEHL, AMANDA	PETTY CASH FOR HS CD		75.26
					Totals for 133730		75.26
11/28/2017	133731	27 E 700 310 152000		SCHOLASTIC INC.	Books for Playgroup and EC classroom-K. ROEN		117.50
	133731	27 E 700 342 152000		SCHOLASTIC INC.	Books for Playgroup and EC classroom-K. ROEN		0.00
					Totals for 133731		117.50
11/28/2017	133732	10 E 800 320 254300		STALKER SPORTS FLOORS	SANDING, WOOD FLOOR, LOGO, COVER BASE (LOWER MS), CLEAN WOOD FLOORING (HS)		19,400.00
					Totals for 133732		19,400.00
11/14/2017	171800458	10 E 400 411 162205		CHIPPEWA VALLEY SPORTING GOODS	Basketballs and scorebooks		750.00
					Totals for 171800458		750.00
11/14/2017	171800459	27 E 700 411 158000		CPI	Workbooks for Non-Violent		425.00

CHECK DATE	CHECK ACCOUNT			VENDOR	INVOICE	AMOUNT
	NUMBER	NUMBER			DESCRIPTION	
					Crisis Intervention training	
					Totals for 171800459	425.00
11/14/2017	171800460	10 E 800 320 254490		E O JOHNSON COMPANY	LANIER MP 6503 COPIER, MPS	5,438.74
					CONTRACT NOV PAYMENT	
	171800460	50 E 800 320 257220		E O JOHNSON COMPANY	LANIER MP 6503 COPIER, MPS	108.87
					CONTRACT NOV PAYMENT	
	171800460	50 E 800 320 257220		E O JOHNSON COMPANY	Folding machine service -FS	150.00
					Totals for 171800460	5,697.61
11/14/2017	171800461	10 E 200 411 124000		GRASER, PHILLIP	CLASSROOM SUPPLY PURCHASE	85.33
					LESS TAX	
					Totals for 171800461	85.33
11/14/2017	171800462	10 E 800 291 221300		MIELKE, JAY	3 CREDITS @ \$50	150.00
					Totals for 171800462	150.00
11/14/2017	171800463	10 E 800 342 248000		NOEL, TERRI	OCT, 2017 MILEAGE	22.36
					Totals for 171800463	22.36
11/14/2017	171800464	10 E 400 411 162211		ROWE, DAVID	Jersey Reimbursement for found HS Soccer - Rowe	36.25
					Totals for 171800464	36.25
11/14/2017	171800465	10 E 200 411 120600		SCHOLASTIC INC	Scholastic Action and Scholastic Scope classroom magazines (10 each)	214.28
					Totals for 171800465	214.28
11/14/2017	171800466	27 E 700 411 158000		SCHOOL SPECIALTY, INC.	Interactive Notebooks for Reading	29.58
					Items for Playgroup and ECSE	252.22
	171800466	27 E 700 310 152000		SCHOOL SPECIALTY, INC.	Totals for 171800466	281.80
11/14/2017	171800467	10 E 400 411 127000		STAPLES	Printer paper/classroom supplies-G. CLARK	34.71
					Totals for 171800467	34.71
11/14/2017	171800468	10 E 800 411 253300		WATT, LORI	STANDING DESK	119.00
					Totals for 171800468	119.00
11/21/2017	171800469	10 L 000 000 811670		VOYA INSTITUTIONAL TRUST COMPA	403(B)S	245.00
	171800469	27 L 000 000 811670		VOYA INSTITUTIONAL TRUST COMPA	403(B)S	105.00
	171800469	10 L 000 000 811670		VOYA INSTITUTIONAL TRUST COMPA	403(B)S	100.00
					Totals for 171800469	450.00
11/17/2017	171800471	10 L 000 000 811637		MADISON NATIONAL LIFE INS CO,	SHORT-TERM DISABILITY INS	239.63
	171800471	27 L 000 000 811637		MADISON NATIONAL LIFE INS CO,	SHORT-TERM DISABILITY INS	74.19
	171800471	10 L 000 000 811636		MADISON NATIONAL LIFE INS CO,	LTD INS BENEFITS	1,511.07
	171800471	27 L 000 000 811636		MADISON NATIONAL LIFE INS CO,	LTD INS BENEFITS	338.13
	171800471	10 L 000 000 811638		MADISON NATIONAL LIFE INS CO,	AD&D/LIFE INS BENEFITS	230.81
	171800471	27 L 000 000 811638		MADISON NATIONAL LIFE INS CO,	AD&D/LIFE INS BENEFITS	41.92
	171800471	10 L 000 000 811637		MADISON NATIONAL LIFE INS CO,	SHORT-TERM DISABILITY INS	239.63
	171800471	27 L 000 000 811637		MADISON NATIONAL LIFE INS CO,	SHORT-TERM DISABILITY INS	74.19
	171800471	10 L 000 000 811636		MADISON NATIONAL LIFE INS CO,	LTD INS BENEFITS	1,511.07
	171800471	27 L 000 000 811636		MADISON NATIONAL LIFE INS CO,	LTD INS BENEFITS	338.13

CHECK DATE	CHECK ACCOUNT			VENDOR	INVOICE		AMOUNT
	NUMBER	NUMBER	NUMBER		DESCRIPTION		
11/17/2017	171800471	10 L 000 000	811638	MADISON NATIONAL LIFE INS CO,	AD&D/LIFE INS BENEFITS		230.81
	171800471	27 L 000 000	811638	MADISON NATIONAL LIFE INS CO,	AD&D/LIFE INS BENEFITS		41.92
	171800471	10 L 000 000	811636	MADISON NATIONAL LIFE INS CO,	INSURANCE ADJUSTMENTS		-2.08
	171800471	10 L 000 000	811637	MADISON NATIONAL LIFE INS CO,	INSURANCE ADJUSTMENTS		7.30
	171800471	10 L 000 000	811638	MADISON NATIONAL LIFE INS CO,	INSURANCE ADJUSTMENTS		-7.26
					Totals for 171800471		4,869.46
11/17/2017	171800472	10 L 000 000	811634	MINNESOTA LIFE INSURANCE CO	LIFE INS PREMIUMS		441.30
	171800472	27 L 000 000	811634	MINNESOTA LIFE INSURANCE CO	LIFE INS PREMIUMS		116.74
	171800472	50 L 000 000	811634	MINNESOTA LIFE INSURANCE CO	LIFE INS PREMIUMS		12.09
	171800472	10 L 000 000	811634	MINNESOTA LIFE INSURANCE CO	LIFE INS BENEFITS		176.31
	171800472	27 L 000 000	811634	MINNESOTA LIFE INSURANCE CO	LIFE INS BENEFITS		41.24
	171800472	50 L 000 000	811634	MINNESOTA LIFE INSURANCE CO	LIFE INS BENEFITS		1.84
	171800472	10 L 000 000	811634	MINNESOTA LIFE INSURANCE CO	LIFE INS PREMIUMS		441.30
	171800472	27 L 000 000	811634	MINNESOTA LIFE INSURANCE CO	LIFE INS PREMIUMS		116.74
	171800472	50 L 000 000	811634	MINNESOTA LIFE INSURANCE CO	LIFE INS PREMIUMS		12.09
	171800472	10 L 000 000	811634	MINNESOTA LIFE INSURANCE CO	LIFE INS BENEFITS		176.31
	171800472	27 L 000 000	811634	MINNESOTA LIFE INSURANCE CO	LIFE INS BENEFITS		41.24
	171800472	50 L 000 000	811634	MINNESOTA LIFE INSURANCE CO	LIFE INS BENEFITS		2.00
	171800472	10 L 000 000	811634	MINNESOTA LIFE INSURANCE CO	INSURANCE ADJUSTMENTS		-6.84
					Totals for 171800472		1,572.36
11/17/2017	171800473	10 L 000 000	811631	SECURITY HEALTH PLAN OF WI, IN	HEALTH INS DEDUCTIONS		9,482.94
	171800473	27 L 000 000	811631	SECURITY HEALTH PLAN OF WI, IN	HEALTH INS DEDUCTIONS		2,290.86
	171800473	10 L 000 000	811631	SECURITY HEALTH PLAN OF WI, IN	HEALTH INS BENEFITS		61,655.25
	171800473	27 L 000 000	811631	SECURITY HEALTH PLAN OF WI, IN	HEALTH INS BENEFITS		14,714.90
	171800473	10 L 000 000	811631	SECURITY HEALTH PLAN OF WI, IN	HEALTH INS DEDUCTIONS		9,482.94
	171800473	27 L 000 000	811631	SECURITY HEALTH PLAN OF WI, IN	HEALTH INS DEDUCTIONS		2,290.86
	171800473	10 L 000 000	811631	SECURITY HEALTH PLAN OF WI, IN	HEALTH INS BENEFITS		61,655.25
	171800473	27 L 000 000	811631	SECURITY HEALTH PLAN OF WI, IN	HEALTH INS BENEFITS		14,714.90
	171800473	10 E 800 240	291000	SECURITY HEALTH PLAN OF WI, IN	RETIREE INSURANCE PREMIUMS		31,277.21
	171800473	10 L 000 000	811631	SECURITY HEALTH PLAN OF WI, IN	INSURANCE ADJUSTMENTS		-10,543.62
					Totals for 171800473		197,021.49
11/16/2017	171800474	10 E 800 552	253300	AUDIO ARCHITECTS INC	3275 HS Video System		4,969.56
	171800474	10 E 800 552	253300	AUDIO ARCHITECTS INC	Auditorium Video Wire/Wire Install		4,046.82
	171800474	10 E 800 411	221910	AUDIO ARCHITECTS INC	A/V auditorium project		4,529.40
	171800474	10 E 800 411	221910	AUDIO ARCHITECTS INC	Programming and Testing Crestron System		4,680.00
					Totals for 171800474		18,225.78
11/16/2017	171800475	10 E 800 571	223100	CESSPOOL CLEANER COMPANY INC.	Port a potties for the football season-OCT 2017		402.00
					Totals for 171800475		402.00
11/16/2017	171800476	10 E 400 411	162211	CHIPPEWA VALLEY SPORTING GOODS	Boys Soccer Awards, name on jerseys		206.00
					Totals for 171800476		206.00
11/16/2017	171800477	10 E 200 411	222200	DEMCO, INC .	MS LMC Genre Labels		209.27
					Totals for 171800477		209.27
11/16/2017	171800478	10 E 100 417	110000	DOCUMENTATION LLC	Major and Minor Office referral forms on triplicate sheet 1000 of each		600.00

CHECK DATE	CHECK ACCOUNT		VENDOR	INVOICE		AMOUNT
	NUMBER	NUMBER		DESCRIPTION		
				Totals for 171800478		600.00
11/16/2017	171800479	27 E 700 382 218200	EAU CLAIRE AREA SCHOOL DIST	2017-18 DHH SERVICES, PT		10,930.00
				SERVICES NOV PAYMENT		
	171800479	27 E 700 382 436670	EAU CLAIRE AREA SCHOOL DIST	2017-18 DHH SERVICES, PT		2,770.00
				SERVICES NOV PAYMENT		
				Totals for 171800479		13,700.00
11/16/2017	171800480	10 E 800 411 254300	FIRST SUPPLY LLC-EAU CLAIRE	WATER SENTRY PLUS FILTER		514.36
				Totals for 171800480		514.36
11/16/2017	171800481	10 E 800 432 222200	FOLLETT SCHOOL SOLUTIONS, INC.	HS 2017/18 BOOK ORDER #1		522.97
				Totals for 171800481		522.97
11/16/2017	171800482	10 E 800 320 254300	G & K SERVICES, INC.	AES, AMS, AHS SUPPLIES		369.35
				09-20-2017		
	171800482	10 E 800 320 254300	G & K SERVICES, INC.	AES, AMS, AHS SUPPLIES		180.89
				10-4-2017		
	171800482	10 E 800 320 254300	G & K SERVICES, INC.	AES, AMS, AHS SUPPLIES		199.12
				11-1-2017		
				Totals for 171800482		749.36
11/16/2017	171800483	10 E 400 341 256740	STUDENT TRANSIT EAU CLAIRE, IN	CHARTERS INVOICE #S:		2,555.10
				26483,26487,26488,26508,26522-26528		
	171800483	10 E 400 341 256770	STUDENT TRANSIT EAU CLAIRE, IN	CHARTERS INVOICE #S:		705.00
				26483,26487,26488,26508,26522-26528		
	171800483	10 E 150 341 256770	STUDENT TRANSIT EAU CLAIRE, IN	CHARTERS INVOICE #S:		540.00
				26483,26487,26488,26508,26522-26528		
	171800483	80 E 200 341 256790	STUDENT TRANSIT EAU CLAIRE, IN	CHARTERS INVOICE #S:		2,445.00
				26483,26487,26488,26508,26522-26528		
				Totals for 171800483		6,245.10
11/16/2017	171800484	10 E 800 310 162101	SUSIA RUDELLE CHOREOGRAPHY, LL	Locomotion Choreography-Susia Ruddell		2,750.00
				Totals for 171800484		2,750.00
11/16/2017	171800485	10 E 800 411 221910	TIERNEY BROTHERS, INC.	Smart Notebook Classroom License. 3 years		6,670.35
				Totals for 171800485		6,670.35
11/16/2017	171800486	10 E 800 320 254300	VALLEY BUILDERS & HARDWARE CO	REPLACE AHT BOARDS		152.00
				Totals for 171800486		152.00
11/16/2017	171800487	10 E 800 435 222200	WILS-WIS LIBRARY SERVICES	WILS Website Membership Subscription		199.00
				Totals for 171800487		199.00
11/20/2017	171800489	10 E 100 411 241000	ALEXANDER FURNISHINGS SPEC INC	ES desks, IS/MS tables, HS tables		1,839.10
	171800489	10 E 200 411 241000	ALEXANDER FURNISHINGS SPEC INC	ES desks, IS/MS tables, HS tables		1,169.52
	171800489	10 E 800 444 120000	ALEXANDER FURNISHINGS SPEC INC	ES desks, IS/MS tables, HS		4,197.50

CHECK DATE	CHECK NUMBER	ACCOUNT NUMBER	VENDOR	INVOICE DESCRIPTION	AMOUNT
	171800489	10 E 150 411 241000	ALEXANDER FURNISHINGS SPEC INC	tables ES desks, IS/MS tables, HS tables	779.68
				Totals for 171800489	7,985.80
11/20/2017	171800490	10 E 400 411 126000	FLINN SCIENTIFIC INC.	Lab supplies-RIEHBRANDT	55.50
	171800490	10 E 200 411 126000	FLINN SCIENTIFIC INC.	General Science Supplies-THIEL	52.92
				Totals for 171800490	108.42
11/20/2017	171800491	10 E 400 341 256740	KRUG'S BUS SERVICE	Football Bus to Marshfield & Stanley-Boyd	1,308.00
				Totals for 171800491	1,308.00
11/20/2017	171800492	10 E 400 411 121000	NASCO	high school art supplies-YOUNGBERG	217.92
				Totals for 171800492	217.92
11/20/2017	171800493	10 E 800 341 256710	STUDENT TRANSIT EAU CLAIRE, IN	SERVICES OCT 2-17, 2017 CONTRACT HOME TO SCHOOL	55,446.68
	171800493	27 E 700 341 256750	STUDENT TRANSIT EAU CLAIRE, IN	SERVICES OCT 2-17, 2017 CONTRACT HOME TO SCHOOL	17,829.76
				Totals for 171800493	73,276.44
11/20/2017	171800494	10 E 800 342 223100	UPWARD, ELISSA	ACITIVIES DEPT ERRANDS SEPT 14- NOV 10, 2017	14.87
				Totals for 171800494	14.87
11/20/2017	171800495	10 E 400 342 223100	WINSAND, STACY	WADA CONF WI DELLS	126.26
				Totals for 171800495	126.26
11/20/2017	171800496	10 E 800 291 221300	YOUNGBERG, KIMBERLY	3 CREDITS @ \$150	150.00
				Totals for 171800496	150.00
11/27/2017	171800497	10 E 400 310 162205	GIBSON, JEREMY	OFFICIAL	85.00
				Totals for 171800497	85.00
11/27/2017	171800498	10 E 400 187 162205	HOFF, CHRISTINE	GAME WORKER	35.00
				Totals for 171800498	35.00
11/27/2017	171800499	10 E 400 310 162223	HOGAN, JOSEPH	OFFICIAL	50.00
	171800499	10 E 400 310 162223	HOGAN, JOSEPH	OFFICIAL	85.00
				Totals for 171800499	135.00
11/27/2017	171800500	10 E 400 310 162205	HUTH, JARRED	OFFICIAL	85.00
				Totals for 171800500	85.00
11/27/2017	171800501	10 E 400 310 162205	KLEINKE, CLIFFORD	OFFICIAL	85.00
				Totals for 171800501	85.00
11/27/2017	171800502	10 E 400 310 162205	RASMUSSEN, ROBERT	OFFICIAL	75.00
				Totals for 171800502	75.00
11/27/2017	171800503	10 E 400 310 162205	SANDEN, BRUCE	OFFICIALS	75.00
				Totals for 171800503	75.00

CHECK DATE	CHECK ACCOUNT		VENDOR	INVOICE	
	NUMBER	NUMBER		DESCRIPTION	AMOUNT
11/27/2017	171800504	10 E 400 187 162205	SPRINGER, WENDY	GAME WORKER	35.00
				Totals for 171800504	35.00
11/28/2017	171800505	10 E 800 411 232100	BADGERLAND PRINTING INC.	#9 Security Envelopes, 4 boxes, DO	212.00
				Totals for 171800505	212.00
11/28/2017	171800506	10 E 400 411 162211	BIG ATHLETICS	COACHES SHOES	85.00
				Totals for 171800506	85.00
11/28/2017	171800507	80 E 200 411 392121	CHIPPEWA VALLEY SPORTING GOODS	L2 11 Practice Volleyballs	297.00
				Totals for 171800507	297.00
11/28/2017	171800508	10 E 800 320 254300	EAU CLAIRE AREA SCHOOL DIST	ATTN: JESSY- R.D. NON ECASD ATTENDING STUDENT ATHLETIC FEE BASKETBALL	80.00
				Totals for 171800508	80.00
11/28/2017	171800509	10 E 800 320 254300	G & K SERVICES, INC.	SUPPLIES 11-15-2017: AHS, AMS, AES	218.88
				Totals for 171800509	218.88
11/28/2017	171800510	10 E 800 470 120000	JW PEPPER	FOLK SONG SIGHT SINGING #2	202.50
				Totals for 171800510	202.50
11/28/2017	171800511	27 E 700 411 152000	KAPLAN'S COMPANIES, INC.	WOODEN PUPPET STAND, PUPPET SET, FARM PUPPETS	229.82
				Totals for 171800511	229.82
11/28/2017	171800512	27 E 700 411 158000	MARCZINKE, STEVE	SAMS CLUB RECEIPTS	127.47
				Totals for 171800512	127.47
11/28/2017	171800513	10 E 800 411 162101	MARTHA KLASEN RANEK	Make up for Locomotion show choir.	454.50
				Totals for 171800513	454.50
11/28/2017	171800514	21 E 400 552 136320	PRODUCTIVITY, INC	Fab Lab Grant Haas Mini Mill Quote/Proposal # M128-2117-01SF	23,796.00
				Totals for 171800514	23,796.00
11/28/2017	171800515	10 E 100 411 110100	REALLY GOOD STUFF, INC.	Pocket chart to hold learning targets.	42.94
				Totals for 171800515	42.94
11/28/2017	171800516	10 E 800 444 120000	SCHOOL SPECIALTY, INC.	Elementary, Intermediate, Middle school chairs #35	1,205.05
	171800516	27 E 700 411 158000	SCHOOL SPECIALTY, INC.	Anchor chart paper	49.84
				Totals for 171800516	1,254.89
11/28/2017	171800517	10 E 400 411 124000	STAPLES	Math supplies-RIECHERS	131.06
	171800517	10 E 400 411 132700	STAPLES	supplies for classes-OSTRANDER	53.05
				Totals for 171800517	184.11
11/28/2017	171800518	50 L 000 000 811200	TAHER, INC	SEPT OPERATING EXPENSES	48,700.73

CHECK DATE	CHECK ACCOUNT			VENDOR	INVOICE DESCRIPTION	AMOUNT
	NUMBER	NUMBER	NUMBER			
11/28/2017	171800518	50 L 000 000	811200	TAHER, INC	OCTOBER, 2017 OPERATING EXPENSES	56,251.16
					Totals for 171800518	104,951.89
11/28/2017	171800519	10 E 800 411	221910	TIERNEY BROTHERS, INC.	ULTRA BRITE BOND PAPER	96.57
					Totals for 171800519	96.57
11/28/2017	171800520	10 E 800 320	254300	VALLEY BUILDERS & HARDWARE CO	KEYING CHARGE	13.50
					Totals for 171800520	13.50
11/28/2017	171800521	10 E 800 358	221910	WISCNET	WISCNET MEMBERSHIP, FILTERING, HARDWARE FEE: JULY 1, 2017-JUNE 30, 2018	6,000.00
					Totals for 171800521	6,000.00
11/28/2017	171800522	10 E 200 310	125400	WSMA	WSMA Fees-MS CHOIR	216.33
					Totals for 171800522	216.33
11/22/2017	201700766	50 A 000 000	711101	CCF BANK	NET PAYROLL - 11/22/17	5,915.39
	201700766	80 A 000 000	711101	CCF BANK	NET PAYROLL - 11/22/17	1,146.30
	201700766	27 L 000 000	711101	CCF BANK	NET PAYROLL - 11/22/17	52,274.06
	201700766	10 L 000 000	711101	CCF BANK	NET PAYROLL - 11/22/17	222,978.38
					Totals for 201700766	282,314.13
11/22/2017	201700767	10 L 000 000	811612	EFTPS	FEDERAL TAXES	411.28
	201700767	27 L 000 000	811612	EFTPS	FEDERAL TAXES	50.00
	201700767	50 L 000 000	811612	EFTPS	FEDERAL TAXES	12.00
	201700767	10 L 000 000	811612	EFTPS	FEDERAL TAXES	30,749.83
	201700767	27 L 000 000	811612	EFTPS	FEDERAL TAXES	6,187.91
	201700767	50 L 000 000	811612	EFTPS	FEDERAL TAXES	180.82
	201700767	80 L 000 000	811612	EFTPS	FEDERAL TAXES	82.31
	201700767	10 L 000 000	811611	EFTPS	FICA TAXES	20,184.60
	201700767	27 L 000 000	811611	EFTPS	FICA TAXES	4,573.43
	201700767	50 L 000 000	811611	EFTPS	FICA TAXES	443.35
	201700767	80 L 000 000	811611	EFTPS	FICA TAXES	82.83
	201700767	10 L 000 000	811611	EFTPS	MEDICARE TAXES	4,720.63
	201700767	27 L 000 000	811611	EFTPS	MEDICARE TAXES	1,069.62
	201700767	50 L 000 000	811611	EFTPS	MEDICARE TAXES	103.67
	201700767	80 L 000 000	811611	EFTPS	MEDICARE TAXES	19.36
	201700767	10 L 000 000	811611	EFTPS	MEDICARE TAXES	4,720.63
	201700767	27 L 000 000	811611	EFTPS	MEDICARE TAXES	1,069.62
	201700767	50 L 000 000	811611	EFTPS	MEDICARE TAXES	103.67
	201700767	80 L 000 000	811611	EFTPS	MEDICARE TAXES	19.36
	201700767	10 L 000 000	811611	EFTPS	FICA TAXES	20,184.60
	201700767	27 L 000 000	811611	EFTPS	FICA TAXES	4,573.43
	201700767	50 L 000 000	811611	EFTPS	FICA TAXES	443.35
	201700767	80 L 000 000	811611	EFTPS	FICA TAXES	82.83
					Totals for 201700767	100,069.13
11/22/2017	201700768	10 L 000 000	811671	GREAT-WEST RETIREMENT SERVICES	DEFERRED COMPENSATION	714.50
	201700768	27 L 000 000	811671	GREAT-WEST RETIREMENT SERVICES	DEFERRED COMPENSATION	500.00
					Totals for 201700768	1,214.50
11/22/2017	201700769	10 L 000 000	811670	HORACE MANN LIFE INS COMPANY	403(B) DEDUCTIONS	330.00
	201700769	27 L 000 000	811670	HORACE MANN LIFE INS COMPANY	403(B) DEDUCTIONS	100.00
					Totals for 201700769	430.00

CHECK DATE	CHECK ACCOUNT			VENDOR	INVOICE	AMOUNT
	NUMBER	NUMBER	NUMBER		DESCRIPTION	
11/22/2017	201700770	10 L 000 000	811691	WEA TRUST ADVANTAGE	PAYROLL DEDUCTIONS	284.87
	201700770	10 L 000 000	811691	WEA TRUST ADVANTAGE	PAYROLL DEDUCTIONS	93.83
	201700770	27 L 000 000	811691	WEA TRUST ADVANTAGE	PAYROLL DEDUCTIONS	37.34
	201700770	10 L 000 000	811691	WEA TRUST ADVANTAGE	PAYROLL DEDUCTIONS	15.00
	201700770	10 L 000 000	811670	WEA TRUST ADVANTAGE	403(B) DEDUCTIONS	254.59
	201700770	10 L 000 000	811670	WEA TRUST ADVANTAGE	403(B) DEDUCTIONS	2,772.33
	201700770	27 L 000 000	811670	WEA TRUST ADVANTAGE	403(B) DEDUCTIONS	284.00
	201700770	10 L 000 000	811670	WEA TRUST ADVANTAGE	403(B)S	1,558.35
	201700770	27 L 000 000	811670	WEA TRUST ADVANTAGE	403(B)S	291.67
	201700770	10 L 000 000	811670	WEA TRUST ADVANTAGE	ROTH IRA'S	233.00
	201700770	27 L 000 000	811670	WEA TRUST ADVANTAGE	ROTH IRA'S	0.00
	201700770	10 L 000 000	811691	WEA TRUST ADVANTAGE	403(B)S	1,803.50
	201700770	27 L 000 000	811691	WEA TRUST ADVANTAGE	403(B)S	184.00
					Totals for 201700770	7,812.48
11/22/2017	201700771	10 L 000 000	811613	WISCONSIN DEPT OF REVENUE	STATE TAXES	128.00
	201700771	50 L 000 000	811613	WISCONSIN DEPT OF REVENUE	STATE TAXES	10.00
	201700771	10 L 000 000	811613	WISCONSIN DEPT OF REVENUE	STATE TAXES	15,189.47
	201700771	27 L 000 000	811613	WISCONSIN DEPT OF REVENUE	STATE TAXES	3,187.97
	201700771	50 L 000 000	811613	WISCONSIN DEPT OF REVENUE	STATE TAXES	101.73
	201700771	80 L 000 000	811613	WISCONSIN DEPT OF REVENUE	STATE TAXES	3.42
					Totals for 201700771	18,620.59
11/20/2017	201700772	10 E 800 336	253300	EC ENERGY COOPERATIVE	AES ELECTRICITY	4,462.38
					Totals for 201700772	4,462.38
11/10/2017	201700773	10 E 800 411	252000	MAGIC-WRIGHTER	OCT 2017 INTERNET PAYMENT TRANSACTIONS	45.00
					Totals for 201700773	45.00
11/08/2017	201700774	10 E 800 331	253300	XCEL ENERGY, INC.	AHS, AMS, AIS, AES, EED, ALT SCHOOL, STORAGE, HS GARAGE: ELECTRICITY & GAS	1,117.95
	201700774	10 E 800 336	253300	XCEL ENERGY, INC.	AHS, AMS, AIS, AES, EED, ALT SCHOOL, STORAGE, HS GARAGE: ELECTRICITY & GAS	19,599.56
					Totals for 201700774	20,717.51
11/14/2017	201700775	10 L 000 000	811614	DIVERSIFIED BENEFIT SERVICES I	FSA BENEFITS CARDS - 11/12/17	167.00
	201700775	27 L 000 000	811614	DIVERSIFIED BENEFIT SERVICES I	FSA BENEFITS CARDS - 11/12/17	58.00
					Totals for 201700775	225.00
11/17/2017	201700778	10 E 800 249	259000	DIVERSIFIED BENEFIT SERVICES I	HRA REIMBURSEMENTS - 11/17/17	2,408.96
					Totals for 201700778	2,408.96
11/22/2017	201700779	10 L 000 000	811614	DIVERSIFIED BENEFIT SERVICES I	FSA BENEFITS CARDS - 11/19/17	628.43
	201700779	27 L 000 000	811614	DIVERSIFIED BENEFIT SERVICES I	FSA BENEFITS CARDS - 11/19/17	136.75
					Totals for 201700779	765.18
11/22/2017	201700780	10 E 800 249	259000	DIVERSIFIED BENEFIT SERVICES I	HRA REIMBURSEMENTS-11/24/17	8,671.28
					Totals for 201700780	8,671.28
					Totals for checks	995,875.01

FUND SUMMARY

<u>FUND</u>	<u>DESCRIPTION</u>	<u>BALANCE SHEET</u>	<u>REVENUE</u>	<u>EXPENSE</u>	<u>TOTAL</u>
10	GENERAL	466,786.92	385.00	224,698.69	691,870.61
21	SPECIAL REVENUE TRUST FUND	0.00	0.00	36,986.00	36,986.00
27	SPECIAL EDUCATION FUND	109,925.78	0.00	39,761.45	149,687.23
50	FOOD SERVICE	112,293.89	0.00	858.87	113,152.76
80	COMMUNITY SERVICE	1,436.41	0.00	2,742.00	4,178.41
***	Fund Summary Totals ***	690,443.00	385.00	305,047.01	995,875.01

***** End of report *****

CHECK	CHECK ACCOUNT	INVOICE		
DATE	NUMBER NUMBER	VENDOR DESCRIPTION	AMOUNT	
11/16/2017	???????? 61 L 000 000 814477 000	INDIANHEAD FOODSERVI	School Store supplies	396.26
			Totals for 171800488	396.26
			Totals for checks	396.26

FUND SUMMARY

<u>FUND</u>	<u>DESCRIPTION</u>	<u>BALANCE SHEET</u>	<u>REVENUE</u>	<u>EXPENSE</u>	<u>TOTAL</u>
61	EXTRA CURRICULAR FUND	396.26	0.00	0.00	396.26
***	Fund Summary Totals ***	396.26	0.00	0.00	396.26

***** End of report *****

VOTE NOW TO HELP CHOOSE THE NEXT

NFL PLAY 60 SUPER KID



Introducing this year's Finalists - Olivia, Isabella and Manasa. Watch their videos below, then let us know who you think should be this year's winner by voting for your favorite.

As one of three finalists in the nation, Isabella, a 6th grader at the Altoona Middle School could be the one to hand the game ball to the refs at the 2018 Super Bowl - and it's up to us to make this a reality!

Vote DAILY for Isabella starting at 11:00 am on 11/22/17 and ending at 11:00 am on 12/5/17. Vote at: <https://superkid.nflrush.com/>



VOTE FOR OLIVIA



VOTE FOR ISABELLA



VOTE FOR MANASA



Isabella's Rap

<https://s3.amazonaws.com/td.nfl/2017.play60/assets/videos/finalists/isabella.mp4>



School District of Altoona

1903 Bartlett Avenue Altoona, WI 54720
715-839-6032 715-839-6066 FAX

Dr. Connie M. Biedron, Superintendent

www.altoona.k12.wi.us

November 21, 2017

Dear Parents and Guardians,

Today the Department of Public Instruction (DPI) released the School Report Cards for 2016/2017. The DPI creates a School Report Card and District Report Card for every publicly funded school and district in the state. The Report Cards are intended to help all schools and districts utilize data on specific measures to target improvement efforts to ensure students are ready for the next educational step – including the next grade level, graduation, college, and careers.

On the current Report Card, based on the 2016/17 school year, each school receives an Overall Accountability Score from 0 – 100. This score is calculated by combining the weighted average of the Priority Area scores minus any Student Engagement Indicator deductions. The four Priority Areas are:

- **Student Achievement** proficiency in English Language Arts (ELA) and mathematics on state assessments
- **School Growth** focuses on the pace of improvement in students' performance
- **Closing Gaps** in performance between specific student groups (comparing English language learners, low-income students, students with disabilities, and members of a racial or an ethnic group with their peers)
- **On-Track and Postsecondary Readiness** how successfully students are achieving educational milestones that predict later success

Schools and districts are also evaluated on their level of student engagement – test participation rates, chronic absenteeism rates, and dropout rates when applicable. Based on its score, a school or district receives one of five rating categories, from *Fails to Meet Expectations* to *Significantly Exceeds Expectations*, which then equate to one to five stars.

The report cards are just one source of information about schools and districts, and do not take into account the talent of students in areas like music, art, languages, sports, technology and the most important aspects of how students work together as teams and help and support one another in our hectic world. I am happy to share with you that our district received four out of five stars which put us in the “Exceeds Expectations” category! We are all so very proud of the work we do here every day and so proud of the students, staff and positive reputation our district shares with our community.

For a detailed look at our district and school report cards you can go to this link: <http://dpi.wi.gov/accountability/report-cards> where you will find the report cards and a great deal of other information regarding the report card process. Our report cards can also be accessed directly from our website at <http://www.altoona.k12.wi.us/schoolreportcards.cfm>.

Please let me know if you have questions regarding this information. I look forward to continuing our work together to provide another successful school year for the students of our community.

Sincerely,

Dr. Connie M. Biedron, Superintendent

Engage. Equip. Empower.
“Proud to be a Railroader”

2016/17

SCHOOL REPORT CARDS

WE EARNED OUR STARS!

All our results are exceptional, but here are a few standouts:

At 84.5, **Altoona Middle School** is at the top of the list - the only middle school in the Eau Claire, Chippewa Falls, Menomonie and Cluster districts (Augusta, Fall Creek, Mondovi, Osseo-Fairchild) that Significantly Exceeds Expectations (**5 stars!**). DeLong is 2nd highest at 77.3.

Altoona High School is #2 out of 11 high schools (Eleva-Strum is 1st), again looking at Eau Claire, Chippewa Falls, Menomonie and the Cluster schools.

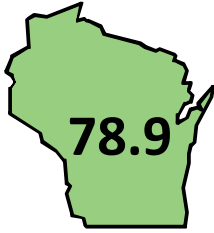
The **District** score is #4 out of 29 CESA 10 districts.





Altoona Elementary
Altoona | Public - All Students
 School Report Card | 2016-17 | Summary

Overall Score



Exceeds Expectations

Overall Accountability Ratings	Score
Significantly Exceeds Expectations	83-100 ★★★★★
Exceeds Expectations	73-82.9 ★★★★☆
Meets Expectations	63-72.9 ★★★☆☆
Meets Few Expectations	53-62.9 ★★☆☆☆
Fails to Meet Expectations	0-52.9 ★☆☆☆☆

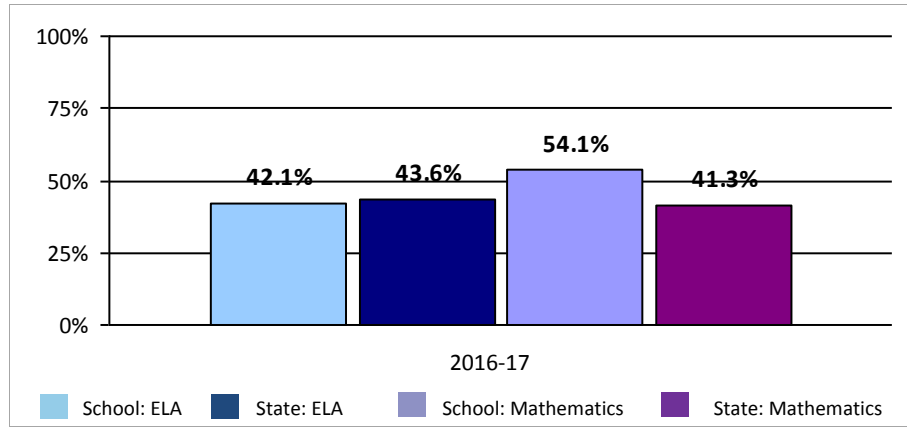
Priority Areas	School Score	Max Score	K-5 State	K-5 Max
Student Achievement	76.2/100		69.4/100	
English Language Arts (ELA) Achievement	37.9/50		34.7/50	
Mathematics Achievement	38.4/50		34.7/50	
School Growth	NA/NA		66.0/100	
English Language Arts (ELA) Growth	NA/NA		33.0/50	
Mathematics Growth	NA/NA		33.0/50	
Closing Gaps	73.1/100		64.4/100	
English Language Arts (ELA) Achievement Gaps	35.0/50		33.6/50	
Mathematics Achievement Gaps	38.1/50		30.8/50	
Graduation Rate Gaps	NA/NA		NA/NA	
On-Track and Postsecondary Readiness	91.8/100		89.2/100	
Graduation Rate	NA/NA		NA/NA	
Attendance Rate	76.7/80		75.4/80	
3rd Grade English Language Arts (ELA) Achievement	15.1/20		13.8/20	
8th Grade Mathematics Achievement	NA/NA		NA/NA	

Student Engagement Indicators	Total Deductions: 0
Absenteeism Rate (goal <13%)	Goal met: no deduction
Dropout Rate (goal <6%)	Goal met: no deduction

School Information

Grades	K4-3
School Type	Elementary School
Enrollment	596
Percent Open Enrollment	14.8%
<i>Race/Ethnicity</i>	
American Indian or Alaskan Native	0.0%
Asian	1.7%
Black or African American	1.5%
Hispanic/Latino	5.4%
Native Hawaiian or Other Pacific Islander	0.0%
White	86.1%
Two or More Races	5.4%
<i>Student Groups</i>	
Students with Disabilities	15.3%
Economically Disadvantaged	38.1%
Limited English Proficient	2.9%

Wisconsin Student Assessment System Percent Proficient and Advanced
 Includes Forward Exam (grades 3-8), ACT (grade 11), and Dynamic Learning Maps (grades 3-8 and 11)
State proficiency is for all tested grades: 3-8 and 11



^Note: Outlier score fluctuation is noted by ^ when any school or district report card has a 10-point or greater change (up or down) in both Overall Score and Growth Score. This amount of change may or may not be reflective of actual school/district performance. DPI encourages review of other priority area scores in the detailed report card for a better understanding of school performance. Details: <http://dpi.wi.gov/accountability/report-cards>



Altoona Elementary
Altoona | Public - All Students
 School Report Card | 2016-17 | Notes

Rating Category Descriptions

- **Significantly Exceeds Expectations:** School greatly exceeds state expectations for student achievement, student growth, educational equity, and preparing students for educational milestones, including college and career readiness.
- **Exceeds Expectations:** School exceeds state expectations for student achievement, student growth, educational equity, and preparing students for educational milestones, including college and career readiness.
- **Meets Expectations:** School is meeting some state expectations for student achievement, student growth, educational equity, and preparing students for educational milestones, including college and career readiness.
- **Meets Few Expectations:** School is meeting few state expectations for student achievement, student growth, educational equity, and preparing students for educational milestones, including college and career readiness.
- **Fails to Meet Expectations:** School is failing to meet state expectations for student achievement, student growth, educational equity, and preparing students for educational milestones, including college and career readiness.

Priority Areas

- **Student Achievement** measures the level of knowledge and skills among students in the school, compared to state and national standards. It includes a composite of English language arts (ELA) and mathematics performance by the “all students” group in the Wisconsin Student Assessment System (WSAS) for all tested grades in the school.
- **School Growth** describes how much student knowledge of ELA and mathematics in the school changes from year to year. It uses a value-added score that compares the change in a student's scores to those of observationally similar students.
- **Closing Gaps** provides a measure that reflects the statewide goal of having all students improve, while narrowing the achievement and graduation gaps between groups of students. This measure acknowledges schools that raise the performance of traditionally lagging student groups, contributing to the closure of statewide gaps.
- **On-Track and Postsecondary Readiness** indicates the success of students in the school in achieving educational milestones that predict postsecondary success. It includes the graduation rate and the attendance rate as applicable to the school. It also includes measures of third-grade ELA and eighth-grade mathematics achievement as applicable to the school.

Student Engagement Indicators

Student Engagement Indicators are measures outside the four Priority Areas that affect student success or the soundness of the report card. Each indicator has a goal, and districts that fail to meet that goal receive a point deduction from their Overall Accountability Score. Goals were set by looking at statewide data and establishing thresholds that identify schools contributing the most to lowering Wisconsin's overall performance in the areas below. Note that Test Participation is no longer a Student Engagement Indicator, so there is no longer a deduction when this rate falls below 95 percent. Test participation among subgroups is still reported on the Student Engagement Indicators page for informational purposes only and is not used in any scoring on the 2016-17 report cards.

- **Absenteeism Rate:** This indicator describes the proportion of students in the district who attend school less than 84.1% of the time. If the absenteeism rate in the district is 13% or more, five points are deducted. The absenteeism rate is different from the attendance rate because it measures students who are absent from school a certain amount of time, not how often students are present in school.
- **Dropout Rate:** The goal for all schools is to have a dropout rate of less than 6%. A school not meeting the goal has five points deducted from its score. Note that dropout rate is not the opposite of graduation rate. A dropout rate includes any student who leaves school in grades 7-12 without expecting to earn a high school diploma, while a graduation rate counts students who earn a high school diploma within a certain time (four or six years) after starting ninth grade.

About the Data

- The data presented in this report card are for public and state accountability purposes.
- Student performance on the Wisconsin Student Assessment System (WSAS) is the foundation of report cards. WSAS data include Forward Exam, ACT and Dynamic Learning Maps (DLM) in 2016-17 and 2015-16; Badger Exam, ACT and DLM in 2014-15; and Wisconsin Knowledge and Concepts (WKCE) and Wisconsin Alternate Assessment - Students with Disabilities (WAA-SwD) in 2013-14 and prior years.
- Some supplemental data that are not used in accountability calculations are presented in this report card for informational purposes in order to provide context. Additional data on student performance are available here: <http://dpi.wi.gov/wisedash>.
- To protect student privacy, data for groups of fewer than 20 students are replaced by asterisks on public report cards.
- "NA" is used when data are Not Applicable. For example, a K-5 school that does not graduate students will have NA listed for graduation results.
- The calculations used in this report card are described in the Technical Guide and Interpretive Guide: <http://dpi.wi.gov/accountability/report-cards>
- State comparison scores shown on page one are shown for context only. They are not used to determine this school's score or rating.



Altoona Intermediate
Altoona | Public - All Students
 School Report Card | 2016-17 | Summary

Overall Score



Meets Expectations

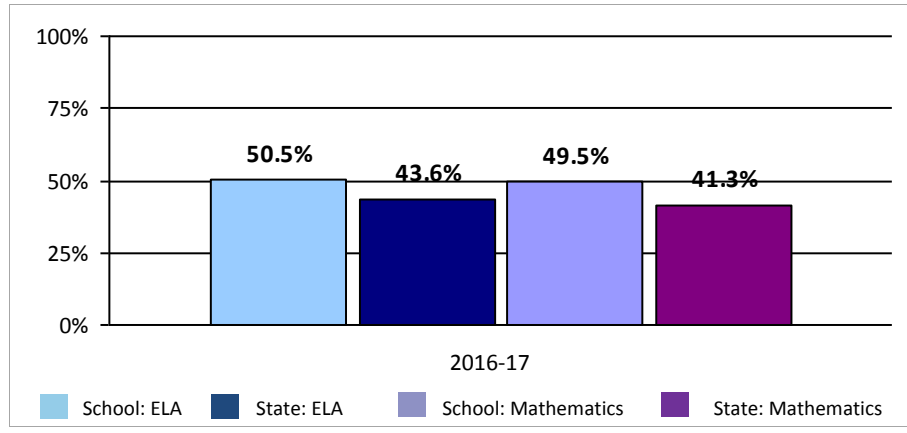
Overall Accountability Ratings	Score
Significantly Exceeds Expectations	83-100 ★★★★★
Exceeds Expectations	73-82.9 ★★★★☆
Meets Expectations	63-72.9 ★★★☆☆
Meets Few Expectations	53-62.9 ★★☆☆☆
Fails to Meet Expectations	0-52.9 ★☆☆☆☆

Priority Areas	School Score	Max Score	K-5 State	K-5 Max
Student Achievement	63.9/100		69.4/100	
English Language Arts (ELA) Achievement	33.5/50		34.7/50	
Mathematics Achievement	30.4/50		34.7/50	
School Growth	48.9/100		66.0/100	
English Language Arts (ELA) Growth	21.6/50		33.0/50	
Mathematics Growth	27.3/50		33.0/50	
Closing Gaps	88.0/100		64.4/100	
English Language Arts (ELA) Achievement Gaps	40.1/50		33.6/50	
Mathematics Achievement Gaps	47.9/50		30.8/50	
Graduation Rate Gaps	NA/NA		NA/NA	
On-Track and Postsecondary Readiness	94.0/100		89.2/100	
Graduation Rate	NA/NA		NA/NA	
Attendance Rate	94.0/100		75.4/80	
3rd Grade English Language Arts (ELA) Achievement	NA/NA		13.8/20	
8th Grade Mathematics Achievement	NA/NA		NA/NA	

Student Engagement Indicators	Total Deductions: 0
Absenteeism Rate (goal <13%)	Goal met: no deduction
Dropout Rate (goal <6%)	Goal met: no deduction

School Information	
Grades	4-5
School Type	Elementary School
Enrollment	220
Percent Open Enrollment	12.7%
Race/Ethnicity	
American Indian or Alaskan Native	0.5%
Asian	2.3%
Black or African American	0.9%
Hispanic/Latino	5.9%
Native Hawaiian or Other Pacific Islander	0.0%
White	81.8%
Two or More Races	8.6%
Student Groups	
Students with Disabilities	10.0%
Economically Disadvantaged	37.3%
Limited English Proficient	3.6%

Wisconsin Student Assessment System Percent Proficient and Advanced
 Includes Forward Exam (grades 3-8), ACT (grade 11), and Dynamic Learning Maps (grades 3-8 and 11)
 State proficiency is for all tested grades: 3-8 and 11



^Note: Outlier score fluctuation is noted by ^ when any school or district report card has a 10-point or greater change (up or down) in both Overall Score and Growth Score. This amount of change may or may not be reflective of actual school/district performance. DPI encourages review of other priority area scores in the detailed report card for a better understanding of school performance. Details: <http://dpi.wi.gov/accountability/report-cards>



Altoona Intermediate
Altoona | Public - All Students
 School Report Card | 2016-17 | Notes

Rating Category Descriptions

- **Significantly Exceeds Expectations:** School greatly exceeds state expectations for student achievement, student growth, educational equity, and preparing students for educational milestones, including college and career readiness.
- **Exceeds Expectations:** School exceeds state expectations for student achievement, student growth, educational equity, and preparing students for educational milestones, including college and career readiness.
- **Meets Expectations:** School is meeting some state expectations for student achievement, student growth, educational equity, and preparing students for educational milestones, including college and career readiness.
- **Meets Few Expectations:** School is meeting few state expectations for student achievement, student growth, educational equity, and preparing students for educational milestones, including college and career readiness.
- **Fails to Meet Expectations:** School is failing to meet state expectations for student achievement, student growth, educational equity, and preparing students for educational milestones, including college and career readiness.

Priority Areas

- **Student Achievement** measures the level of knowledge and skills among students in the school, compared to state and national standards. It includes a composite of English language arts (ELA) and mathematics performance by the “all students” group in the Wisconsin Student Assessment System (WSAS) for all tested grades in the school.
- **School Growth** describes how much student knowledge of ELA and mathematics in the school changes from year to year. It uses a value-added score that compares the change in a student's scores to those of observationally similar students.
- **Closing Gaps** provides a measure that reflects the statewide goal of having all students improve, while narrowing the achievement and graduation gaps between groups of students. This measure acknowledges schools that raise the performance of traditionally lagging student groups, contributing to the closure of statewide gaps.
- **On-Track and Postsecondary Readiness** indicates the success of students in the school in achieving educational milestones that predict postsecondary success. It includes the graduation rate and the attendance rate as applicable to the school. It also includes measures of third-grade ELA and eighth-grade mathematics achievement as applicable to the school.

Student Engagement Indicators

Student Engagement Indicators are measures outside the four Priority Areas that affect student success or the soundness of the report card. Each indicator has a goal, and districts that fail to meet that goal receive a point deduction from their Overall Accountability Score. Goals were set by looking at statewide data and establishing thresholds that identify schools contributing the most to lowering Wisconsin's overall performance in the areas below. Note that Test Participation is no longer a Student Engagement Indicator, so there is no longer a deduction when this rate falls below 95 percent. Test participation among subgroups is still reported on the Student Engagement Indicators page for informational purposes only and is not used in any scoring on the 2016-17 report cards.

- **Absenteeism Rate:** This indicator describes the proportion of students in the district who attend school less than 84.1% of the time. If the absenteeism rate in the district is 13% or more, five points are deducted. The absenteeism rate is different from the attendance rate because it measures students who are absent from school a certain amount of time, not how often students are present in school.
- **Dropout Rate:** The goal for all schools is to have a dropout rate of less than 6%. A school not meeting the goal has five points deducted from its score. Note that dropout rate is not the opposite of graduation rate. A dropout rate includes any student who leaves school in grades 7-12 without expecting to earn a high school diploma, while a graduation rate counts students who earn a high school diploma within a certain time (four or six years) after starting ninth grade.

About the Data

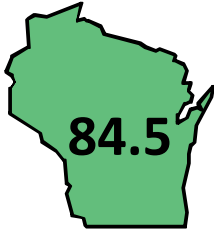
- The data presented in this report card are for public and state accountability purposes.
- Student performance on the Wisconsin Student Assessment System (WSAS) is the foundation of report cards. WSAS data include Forward Exam, ACT and Dynamic Learning Maps (DLM) in 2016-17 and 2015-16; Badger Exam, ACT and DLM in 2014-15; and Wisconsin Knowledge and Concepts (WKCE) and Wisconsin Alternate Assessment - Students with Disabilities (WAA-SwD) in 2013-14 and prior years.
- Some supplemental data that are not used in accountability calculations are presented in this report card for informational purposes in order to provide context. Additional data on student performance are available here: <http://dpi.wi.gov/wisedash>.
- To protect student privacy, data for groups of fewer than 20 students are replaced by asterisks on public report cards.
- "NA" is used when data are Not Applicable. For example, a K-5 school that does not graduate students will have NA listed for graduation results.
- The calculations used in this report card are described in the Technical Guide and Interpretive Guide: <http://dpi.wi.gov/accountability/report-cards>
- State comparison scores shown on page one are shown for context only. They are not used to determine this school's score or rating.



Altoona Middle
Altoona | Public - All Students

School Report Card | 2016-17 | Summary

Overall Score



Significantly Exceeds Expectations

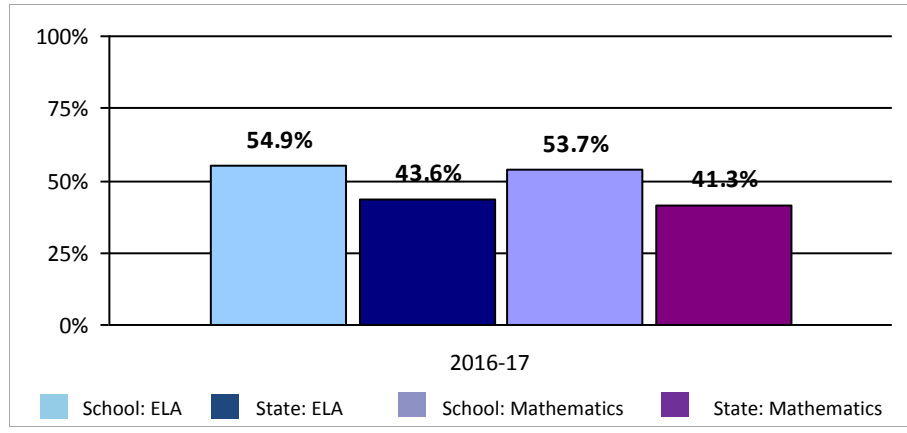
Overall Accountability Ratings	Score
Significantly Exceeds Expectations	83-100 ★★★★★
Exceeds Expectations	73-82.9 ★★★★☆
Meets Expectations	63-72.9 ★★★☆☆
Meets Few Expectations	53-62.9 ★★☆☆☆
Fails to Meet Expectations	0-52.9 ★☆☆☆☆

Priority Areas	School Score	Max Score	6-8 State	6-8 Max
Student Achievement	76.6/100		65.2/100	
English Language Arts (ELA) Achievement	40.2/50		34.4/50	
Mathematics Achievement	36.5/50		30.8/50	
School Growth	95.4/100		66.0/100	
English Language Arts (ELA) Growth	45.4/50		33.0/50	
Mathematics Growth	50.0/50		33.0/50	
Closing Gaps	73.6/100		67.7/100	
English Language Arts (ELA) Achievement Gaps	36.0/50		33.6/50	
Mathematics Achievement Gaps	37.6/50		34.1/50	
Graduation Rate Gaps	NA/NA		NA/NA	
On-Track and Postsecondary Readiness	91.6/100		87.0/100	
Graduation Rate	NA/NA		NA/NA	
Attendance Rate	76.5/80		75.1/80	
3rd Grade English Language Arts (ELA) Achievement	NA/NA		NA/NA	
8th Grade Mathematics Achievement	15.1/20		11.9/20	

Student Engagement Indicators	Total Deductions: 0
Absenteeism Rate (goal <13%)	Goal met: no deduction
Dropout Rate (goal <6%)	Goal met: no deduction

School Information	
Grades	6-8
School Type	Middle School
Enrollment	344
Percent Open Enrollment	13.1%
Race/Ethnicity	
American Indian or Alaskan Native	0.0%
Asian	0.6%
Black or African American	1.5%
Hispanic/Latino	5.8%
Native Hawaiian or Other Pacific Islander	0.3%
White	84.6%
Two or More Races	7.3%
Student Groups	
Students with Disabilities	11.3%
Economically Disadvantaged	36.9%
Limited English Proficient	2.0%

Wisconsin Student Assessment System Percent Proficient and Advanced
 Includes Forward Exam (grades 3-8), ACT (grade 11), and Dynamic Learning Maps (grades 3-8 and 11)
 State proficiency is for all tested grades: 3-8 and 11



^Note: Outlier score fluctuation is noted by ^ when any school or district report card has a 10-point or greater change (up or down) in both Overall Score and Growth Score. This amount of change may or may not be reflective of actual school/district performance. DPI encourages review of other priority area scores in the detailed report card for a better understanding of school performance. Details: <http://dpi.wi.gov/accountability/report-cards>



Altoona Middle
Altoona | Public - All Students
 School Report Card | 2016-17 | Notes

Rating Category Descriptions

- **Significantly Exceeds Expectations:** School greatly exceeds state expectations for student achievement, student growth, educational equity, and preparing students for educational milestones, including college and career readiness.
- **Exceeds Expectations:** School exceeds state expectations for student achievement, student growth, educational equity, and preparing students for educational milestones, including college and career readiness.
- **Meets Expectations:** School is meeting some state expectations for student achievement, student growth, educational equity, and preparing students for educational milestones, including college and career readiness.
- **Meets Few Expectations:** School is meeting few state expectations for student achievement, student growth, educational equity, and preparing students for educational milestones, including college and career readiness.
- **Fails to Meet Expectations:** School is failing to meet state expectations for student achievement, student growth, educational equity, and preparing students for educational milestones, including college and career readiness.

Priority Areas

- **Student Achievement** measures the level of knowledge and skills among students in the school, compared to state and national standards. It includes a composite of English language arts (ELA) and mathematics performance by the “all students” group in the Wisconsin Student Assessment System (WSAS) for all tested grades in the school.
- **School Growth** describes how much student knowledge of ELA and mathematics in the school changes from year to year. It uses a value-added score that compares the change in a student's scores to those of observationally similar students.
- **Closing Gaps** provides a measure that reflects the statewide goal of having all students improve, while narrowing the achievement and graduation gaps between groups of students. This measure acknowledges schools that raise the performance of traditionally lagging student groups, contributing to the closure of statewide gaps.
- **On-Track and Postsecondary Readiness** indicates the success of students in the school in achieving educational milestones that predict postsecondary success. It includes the graduation rate and the attendance rate as applicable to the school. It also includes measures of third-grade ELA and eighth-grade mathematics achievement as applicable to the school.

Student Engagement Indicators

Student Engagement Indicators are measures outside the four Priority Areas that affect student success or the soundness of the report card. Each indicator has a goal, and districts that fail to meet that goal receive a point deduction from their Overall Accountability Score. Goals were set by looking at statewide data and establishing thresholds that identify schools contributing the most to lowering Wisconsin's overall performance in the areas below. Note that Test Participation is no longer a Student Engagement Indicator, so there is no longer a deduction when this rate falls below 95 percent. Test participation among subgroups is still reported on the Student Engagement Indicators page for informational purposes only and is not used in any scoring on the 2016-17 report cards.

- **Absenteeism Rate:** This indicator describes the proportion of students in the district who attend school less than 84.1% of the time. If the absenteeism rate in the district is 13% or more, five points are deducted. The absenteeism rate is different from the attendance rate because it measures students who are absent from school a certain amount of time, not how often students are present in school.
- **Dropout Rate:** The goal for all schools is to have a dropout rate of less than 6%. A school not meeting the goal has five points deducted from its score. Note that dropout rate is not the opposite of graduation rate. A dropout rate includes any student who leaves school in grades 7-12 without expecting to earn a high school diploma, while a graduation rate counts students who earn a high school diploma within a certain time (four or six years) after starting ninth grade.

About the Data

- The data presented in this report card are for public and state accountability purposes.
- Student performance on the Wisconsin Student Assessment System (WSAS) is the foundation of report cards. WSAS data include Forward Exam, ACT and Dynamic Learning Maps (DLM) in 2016-17 and 2015-16; Badger Exam, ACT and DLM in 2014-15; and Wisconsin Knowledge and Concepts (WKCE) and Wisconsin Alternate Assessment - Students with Disabilities (WAA-SwD) in 2013-14 and prior years.
- Some supplemental data that are not used in accountability calculations are presented in this report card for informational purposes in order to provide context. Additional data on student performance are available here: <http://dpi.wi.gov/wisedash>.
- To protect student privacy, data for groups of fewer than 20 students are replaced by asterisks on public report cards.
- "NA" is used when data are Not Applicable. For example, a K-5 school that does not graduate students will have NA listed for graduation results.
- The calculations used in this report card are described in the Technical Guide and Interpretive Guide: <http://dpi.wi.gov/accountability/report-cards>
- State comparison scores shown on page one are shown for context only. They are not used to determine this school's score or rating.

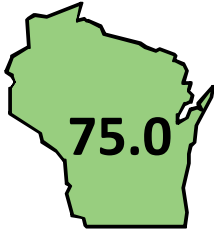


Altoona High

Altoona | Public - All Students

School Report Card | 2016-17 | Summary

Overall Score



Exceeds Expectations

Overall Accountability Ratings	Score
Significantly Exceeds Expectations	83-100 ★★★★★
Exceeds Expectations	73-82.9 ★★★★☆
Meets Expectations	63-72.9 ★★★☆☆
Meets Few Expectations	53-62.9 ★★☆☆☆
Fails to Meet Expectations	0-52.9 ★☆☆☆☆

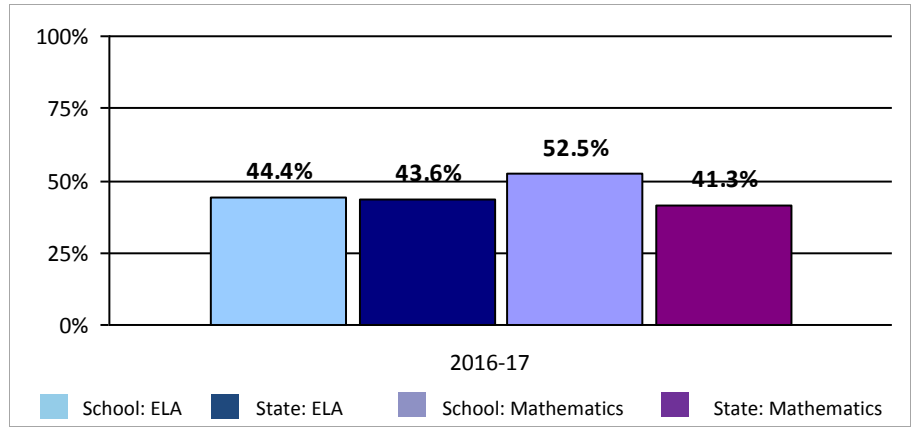
Priority Areas	School Score	Max Score	9-12 State	9-12 Max
Student Achievement	71.3/100		60.2/100	
English Language Arts (ELA) Achievement	35.9/50		31.8/50	
Mathematics Achievement	35.4/50		28.4/50	
School Growth	NA/NA		NA/NA	
English Language Arts (ELA) Growth	NA/NA		NA/NA	
Mathematics Growth	NA/NA		NA/NA	
Closing Gaps	68.9/100		60.9/100	
English Language Arts (ELA) Achievement Gaps	13.8/25		16.6/25	
Mathematics Achievement Gaps	21.1/25		16.7/25	
Graduation Rate Gaps	34.0/50		27.6/50	
On-Track and Postsecondary Readiness	94.4/100		90.6/100	
Graduation Rate	94.4/100		90.6/100	
Attendance Rate	NA/NA		NA/NA	
3rd Grade English Language Arts (ELA) Achievement	NA/NA		NA/NA	
8th Grade Mathematics Achievement	NA/NA		NA/NA	

Student Engagement Indicators	Total Deductions: 0
Absenteeism Rate (goal <13%)	Goal met: no deduction
Dropout Rate (goal <6%)	Goal met: no deduction

School Information

Grades	9-12
School Type	High School
Enrollment	419
Percent Open Enrollment	18.1%
<i>Race/Ethnicity</i>	
American Indian or Alaskan Native	1.2%
Asian	2.6%
Black or African American	2.9%
Hispanic/Latino	3.1%
Native Hawaiian or Other Pacific Islander	0.2%
White	86.9%
Two or More Races	3.1%
<i>Student Groups</i>	
Students with Disabilities	10.3%
Economically Disadvantaged	24.3%
Limited English Proficient	0.7%

Wisconsin Student Assessment System Percent Proficient and Advanced
Includes Forward Exam (grades 3-8), ACT (grade 11), and Dynamic Learning Maps (grades 3-8 and 11)
State proficiency is for all tested grades: 3-8 and 11



^Note: Outlier score fluctuation is noted by ^ when any school or district report card has a 10-point or greater change (up or down) in both Overall Score and Growth Score. This amount of change may or may not be reflective of actual school/district performance. DPI encourages review of other priority area scores in the detailed report card for a better understanding of school performance. Details: <http://dpi.wi.gov/accountability/report-cards>



Altoona High
Altoona | Public - All Students
 School Report Card | 2016-17 | Notes

Rating Category Descriptions

- **Significantly Exceeds Expectations:** School greatly exceeds state expectations for student achievement, student growth, educational equity, and preparing students for educational milestones, including college and career readiness.
- **Exceeds Expectations:** School exceeds state expectations for student achievement, student growth, educational equity, and preparing students for educational milestones, including college and career readiness.
- **Meets Expectations:** School is meeting some state expectations for student achievement, student growth, educational equity, and preparing students for educational milestones, including college and career readiness.
- **Meets Few Expectations:** School is meeting few state expectations for student achievement, student growth, educational equity, and preparing students for educational milestones, including college and career readiness.
- **Fails to Meet Expectations:** School is failing to meet state expectations for student achievement, student growth, educational equity, and preparing students for educational milestones, including college and career readiness.

Priority Areas

- **Student Achievement** measures the level of knowledge and skills among students in the school, compared to state and national standards. It includes a composite of English language arts (ELA) and mathematics performance by the “all students” group in the Wisconsin Student Assessment System (WSAS) for all tested grades in the school.
- **School Growth** describes how much student knowledge of ELA and mathematics in the school changes from year to year. It uses a value-added score that compares the change in a student's scores to those of observationally similar students.
- **Closing Gaps** provides a measure that reflects the statewide goal of having all students improve, while narrowing the achievement and graduation gaps between groups of students. This measure acknowledges schools that raise the performance of traditionally lagging student groups, contributing to the closure of statewide gaps.
- **On-Track and Postsecondary Readiness** indicates the success of students in the school in achieving educational milestones that predict postsecondary success. It includes the graduation rate and the attendance rate as applicable to the school. It also includes measures of third-grade ELA and eighth-grade mathematics achievement as applicable to the school.

Student Engagement Indicators

Student Engagement Indicators are measures outside the four Priority Areas that affect student success or the soundness of the report card. Each indicator has a goal, and districts that fail to meet that goal receive a point deduction from their Overall Accountability Score. Goals were set by looking at statewide data and establishing thresholds that identify schools contributing the most to lowering Wisconsin's overall performance in the areas below. Note that Test Participation is no longer a Student Engagement Indicator, so there is no longer a deduction when this rate falls below 95 percent. Test participation among subgroups is still reported on the Student Engagement Indicators page for informational purposes only and is not used in any scoring on the 2016-17 report cards.

- **Absenteeism Rate:** This indicator describes the proportion of students in the district who attend school less than 84.1% of the time. If the absenteeism rate in the district is 13% or more, five points are deducted. The absenteeism rate is different from the attendance rate because it measures students who are absent from school a certain amount of time, not how often students are present in school.
- **Dropout Rate:** The goal for all schools is to have a dropout rate of less than 6%. A school not meeting the goal has five points deducted from its score. Note that dropout rate is not the opposite of graduation rate. A dropout rate includes any student who leaves school in grades 7-12 without expecting to earn a high school diploma, while a graduation rate counts students who earn a high school diploma within a certain time (four or six years) after starting ninth grade.

About the Data

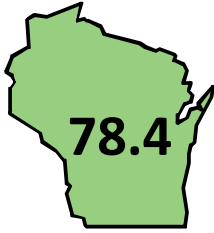
- The data presented in this report card are for public and state accountability purposes.
- Student performance on the Wisconsin Student Assessment System (WSAS) is the foundation of report cards. WSAS data include Forward Exam, ACT and Dynamic Learning Maps (DLM) in 2016-17 and 2015-16; Badger Exam, ACT and DLM in 2014-15; and Wisconsin Knowledge and Concepts (WKCE) and Wisconsin Alternate Assessment - Students with Disabilities (WAA-SwD) in 2013-14 and prior years.
- Some supplemental data that are not used in accountability calculations are presented in this report card for informational purposes in order to provide context. Additional data on student performance are available here: <http://dpi.wi.gov/wisedash>.
- To protect student privacy, data for groups of fewer than 20 students are replaced by asterisks on public report cards.
- "NA" is used when data are Not Applicable. For example, a K-5 school that does not graduate students will have NA listed for graduation results.
- The calculations used in this report card are described in the Technical Guide and Interpretive Guide: <http://dpi.wi.gov/accountability/report-cards>
- State comparison scores shown on page one are shown for context only. They are not used to determine this school's score or rating.



Altoona

District Report Card | 2016-17 | Summary

Overall Score



Exceeds Expectations

Overall Accountability Ratings	Score
Significantly Exceeds Expectations	83-100 ★★★★★
Exceeds Expectations	73-82.9 ★★★★☆
Meets Expectations	63-72.9 ★★★☆☆
Meets Few Expectations	53-62.9 ★★☆☆☆
Fails to Meet Expectations	0-52.9 ★☆☆☆☆

Priority Areas	District Score	Max Score	State Score	Max Score
Student Achievement	72.1/100		66.7/100	
English Language Arts (ELA) Achievement	37.3/50		34.3/50	
Mathematics Achievement	34.8/50		32.4/50	

District Growth	80.3/100		66.0/100	
English Language Arts (ELA) Growth	36.8/50		33.0/50	
Mathematics Growth	43.5/50		33.0/50	

Closing Gaps	70.6/100		61.7/100	
English Language Arts (ELA) Achievement Gaps	16.4/25		17.3/25	
Mathematics Achievement Gaps	20.4/25		16.8/25	
Graduation Rate Gaps	33.8/50		27.6/50	

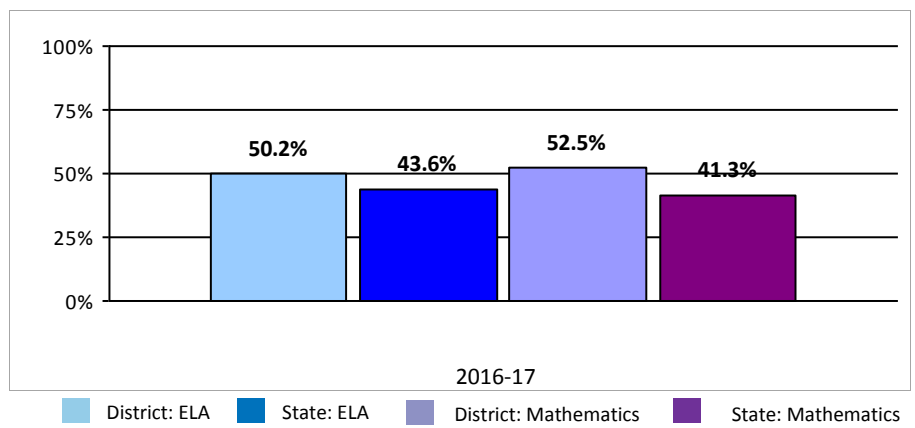
On-Track and Postsecondary Readiness	90.8/100		86.5/100	
Graduation Rate	37.8/40		36.4/40	
Attendance Rate	37.8/40		37.1/40	
3rd Grade English Language Arts (ELA) Achievement	7.6/10		7.0/10	
8th Grade Mathematics Achievement	7.6/10		6.0/10	

Student Engagement Indicators	Total Deductions: 0
Absenteeism Rate (goal <13%)	Goal met: no deduction
Dropout Rate (goal <6%)	Goal met: no deduction

Wisconsin Student Assessment System Percent Proficient and Advanced

Includes Forward Exam (grades 3-8), ACT (grade 11), and Dynamic Learning Maps (grades 3-8 and 11)

State proficiency is for all tested grades: 3-8 and 11



District Information	
Grades	K4-12
Enrollment	1,579
Within District Mobility	0.0%
Between District Mobility	2.6%
<i>Race/Ethnicity</i>	
American Indian or Alaskan Native	0.4%
Asian	1.8%
Black or African American	1.8%
Hispanic/Latino	4.9%
Native Hawaiian or Other Pacific Islander	0.1%
White	85.4%
Two or More Races	5.6%
<i>Student Groups</i>	
Students with Disabilities	12.3%
Economically Disadvantaged	34.1%
Limited English Proficient	2.2%

^Note: Outlier score fluctuation is noted by ^ when any school or district report card has a 10-point or greater change (up or down) in both Overall Score and Growth Score. This amount of change may or may not be reflective of actual school/district performance. DPI encourages review of other priority area scores in the detailed report card for a better understanding of school performance. Details: <http://dpi.wi.gov/accountability/report-cards>



Altoona

District Report Card | 2016-17 | Notes

Rating Category Descriptions

- **Significantly Exceeds Expectations:** District greatly exceeds state expectations for student achievement, student growth, educational equity, and preparing students for educational milestones, including college and career readiness.
- **Exceeds Expectations:** District exceeds state expectations for student achievement, student growth, educational equity, and preparing students for educational milestones, including college and career readiness.
- **Meets Expectations:** District is meeting some state expectations for student achievement, student growth, educational equity, and preparing students for educational milestones, including college and career readiness.
- **Meets Few Expectations:** District is meeting few state expectations for student achievement, student growth, educational equity, and preparing students for educational milestones, including college and career readiness.
- **Fails to Meet Expectations:** District is failing to meet state expectations for student achievement, student growth, educational equity, and preparing students for educational milestones, including college and career readiness.

Priority Areas

- **Student Achievement** measures the level of knowledge and skills among students in the district, compared to state and national standards. It includes a composite of English language arts (ELA) and mathematics performance by the "all students" group in the Wisconsin Student Assessment System (WSAS) for all tested grades in the district.
- **District Growth** describes how much student knowledge of ELA and mathematics in the district changes from year to year. It uses a value-added score that compares the change in a student's scores to those of observationally similar students.
- **Closing Gaps** provides a measure that reflects the statewide goal of having all students improve, while narrowing the achievement and graduation gaps between groups of students. This measure acknowledges districts that raise the performance of traditionally lagging student groups, contributing to the closure of statewide gaps.
- **On-Track and Postsecondary Readiness** indicates the success of students in the district in achieving educational milestones that predict postsecondary success. It includes the graduation rate and the attendance rate as applicable to the district. It also includes measures of third-grade ELA and eighth-grade mathematics achievement as applicable to the district.

Student Engagement Indicators

Student Engagement Indicators are measures outside the four Priority Areas that affect student success or the soundness of the report card. Each indicator has a goal, and districts that fail to meet that goal receive a point deduction from their Overall Accountability Score. Goals were set by looking at statewide data and establishing thresholds that identify districts contributing the most to lowering Wisconsin's overall performance in the areas below. Note that Test Participation is no longer a Student Engagement Indicator, so there is no longer a deduction when this rate falls below 95 percent. Test participation among subgroups is still reported on the Student Engagement Indicators page for informational purposes only and is not used in district scoring on the 2016-17 report cards.

- **Absenteeism Rate:** This indicator describes the proportion of students in the district who attend school less than 84.1% of the time. If the absenteeism rate in the district is 13% or more, five points are deducted. The absenteeism rate is different from the attendance rate because it measures students who are absent from school a certain amount of time, not how often students are present in school.
- **Dropout Rate:** The goal for all districts is to have a dropout rate of less than 6%. A district not meeting the goal has five points deducted from its score. Note that dropout rate is not the opposite of graduation rate. A dropout rate includes any student who leaves school in grades 7-12 without expecting to earn a high school diploma, while a graduation rate counts students who earn a high school diploma within a certain time (four or six years) after starting ninth grade.

About the Data

- The data presented in this report card are for public and state accountability purposes.
- Student performance on the Wisconsin Student Assessment System (WSAS) is the foundation of report cards. WSAS data include Forward Exam, ACT and Dynamic Learning Maps (DLM) in 2015-16 and 2016-17; Badger Exam, ACT and DLM in 2014-15; and Wisconsin Knowledge and Concepts (WKCE) and Wisconsin Alternate Assessment - Students with Disabilities (WAA-SwD) in 2013-14 and before.
- Some supplemental data that are not used in accountability calculations are presented in this report card for informational purposes in order to provide context. Additional data on student performance are available here: <http://dpi.wi.gov/wisedash>.
- To protect student privacy, data for groups of fewer than 20 students are replaced by asterisks on public report cards.
- "NA" is used when data are Not Applicable, e.g., a district that does not graduate students will have NA listed for graduation results.
- The calculations used in this report card are described in the Technical Guide and Interpretive Guide: <http://dpi.wi.gov/accountability/report-cards>
- State comparison scores shown on page one are shown for context only. They are not used to determine this district's score or rating.



AGENDA

JOINT REVIEW BOARD

**TAX INCREMENTAL DISTRICT NO. 3
PROJECT PLAN AMENDMENT**

**WITHIN THE
CITY OF ALTOONA, WISCONSIN**

November 22, 2017 at 3:00 p.m.

**Altoona City Hall
1303 Lynn Avenue**

1. Call to order
2. Review and consideration of minutes from organizational meeting
3. Review the public record, planning documents, Plan Commission resolution adopting amendment to project plan, and resolution passed by the Common Council approving the amendment
4. Consideration of resolution approving Tax Incremental District No. 3's Amendment
5. Adjournment



Altoona Parks & Recreation Committee Agenda
Monday November 27, 2017 6:00pm
Parks & Recreation Office at the River Prairie Center
1419 Front Porch Place

1. Call Meeting to Order
2. Roll Call
3. Maintenance Report
4. Recreation Report
5. Discuss/consider approval of minutes from the August 28, 2017 Parks & Recreation Committee Meeting.
6. Presentation by Altoona resident Richard Allen regarding Park Beautification
7. Discuss/consider the 2018 Banner and Brochure Ad fees
8. Discuss/consider the 2018 Park Facility Rental Fees
9. Discuss/Consider the 2018 Adult Softball League Fees
10. Discuss the 2018 Park & Recreation Committee Meeting Schedule
11. Public Comments and Concerns
12. Adjournment

Debra Goldbach
Recreation Manager
Altoona Parks & Recreation Department



November 20, 2017

Item #7

Discuss/consider the 2018 Banner and Brochure Ad fees

Staff has set the rates for the banner program and the brochure ad program. Staff is requesting approval of the rates.

Item #8

Discuss/consider the 2018 Park Facility Rental fees

Staff has completed an audit for each of the rentals which will be presented at the meeting. Staff is requesting approval of the rates.

Item #9

Discuss/Consider the 2018 Adult Softball League fees

Staff has completed an audit of costs related to the use of the fields by the P&R Adult Softball League which will be presented at the meeting. Staff would like to continue with the same team fee for the summer of 2018.

Item #10

Discuss the 2018 Park & Recreation Committee Meeting Schedule

Staff has completed the 2018 Parks & Recreation Committee Meeting Schedule and would like input from staff regarding the day and time.



Altoona, Wisconsin

TO MEMBERS OF THE BUDGET COMMITTEE:

There will be a Budget Committee Meeting on **Tuesday, November 28, 2017 at 5:00 p.m.** held in the Council Chambers of Altoona City Hall.

Agenda:

1. Call Meeting to Order.
2. Roll Call.
3. Discuss/consider recommendation to Council regarding the Final 2018 budgets and rates.
4. Miscellaneous Business and Communications.
5. Adjournment.

A handwritten signature in blue ink that reads "Cindy Bauer".

Cindy Bauer
City Clerk

Dated: November 21, 2017

Note: Please contact 715/839-6092 if you cannot attend the meeting.

Requests from persons with disabilities who need assistance to participate in this meeting or hearing should be made to the City Clerk's Office at 715/839-6092 with as much advance notice as possible.



AGENDA FOR REGULAR COUNCIL MEETING ON TUESDAY, NOVEMBER 28, 2017
6:00 P.M. ALTOONA CITY COUNCIL CHAMBERS

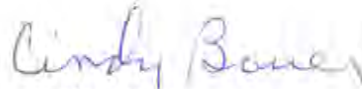
NOTE DIFFERENT DAY DUE TO THANKSGIVING ON THURSDAY, NOVEMBER 23, 2017

- I. Call Meeting to Order.
- II. Pledge of Allegiance.
- III. Roll Call for Council Persons.
Roll Call for Department Heads.
- IV. Citizens Participation Period. (No more than twenty minutes unless extended by two-thirds vote.)
- V. Discuss/consider approval of minutes of the November 13, 2017 Regular Council Meeting.
- VI. REPORTS
 - A. City Officers/Department Heads
 - B. City Committees
- VII. UNFINISHED BUSINESS
- VIII. NEW BUSINESS
 1. Public Hearing and Presentation of the 2018 City of Altoona Budget at 6:00 p.m.
 2. Discuss/consider approval of Resolution 11D-17, a resolution approving the 2018 City of Altoona Budget.
 3. Discuss/consider Intergovernmental Cooperative Agreement between the City of Altoona and the West Central Drug Task Force for 2018.
 4. Discuss/consider approval of Bartender License to Cindy Connett. (Approved by the Altoona Police Department).
 5. Discuss/consider convening in closed session pursuant to the following:
 - Wis. Stats 19.85 (1)(e) deliberating or negotiating the purchasing of public properties, the investing of public funds, or conducting other specified public business, whenever competitive or bargaining reasons require a closed session.
 - A. Purchase and/or sale of property.
 - Wis. Stats 19.85 (1)(c) considering employment, promotion, compensation or performance evaluation data of any public employee over which the governmental body has jurisdiction or exercises responsibility.
 - A. Administrative Support Employment offer

6. Motion to reconvene to Open Session for the purpose of discussion and possible consideration on the matters entertained in Closed Session.

IX. MISCELLANEOUS BUSINESS AND COMMUNICATIONS:

X. ADJOURNMENT.



Cindy Bauer
City Clerk

Requests from persons with disabilities who need assistance to participate in this meeting/hearing should be made to the City Clerk's Office at 715-839-6092 with as much advance notice as possible.

Speak Your Peace: The Civility Project

The Common Council of the City of Altoona, Wisconsin, recognizes and has adopted by *Resolution 3B-15* that the nine tools of civility, drafted by *Speak Your Peace: The Civility Project* will provide increased opportunities for civil discourse in order to find positive resolutions to the issues that face our city. These tools include the following:

*Pay Attention | Listen | Be Inclusive | Don't Gossip | Show Respect | Be Agreeable
Apologize | Give Constructive Criticism | Take Responsibility*



MEMORANDUM

TO: Altoona City Council
FROM: Michael Golat, City Administrator
SUBJECT: Summary of November 28, 2017 Council Meeting Items

Provided below for your consideration is a summary of the November 28, 2017 Council Meeting agenda items.

(VI) UNFINISHED BUSINESS - none

(VII) NEW BUSINESS

ITEM 1 - Public Hearing and Presentation of the 2018 City of Altoona Budget at 6:00 p.m.

The 2018 budget requires a public hearing prior to action by the Council. Please refer to ITEM 2 below for more information on the budget.

Suggested motion: I move to close the public hearing.

ITEM 2 - Discuss/consider approval of Resolution 11D-17, a resolution approving the 2018 City of Altoona Budget.

Attached for your consideration is Resolution 11D-17, a resolution approving the 2018 City of Altoona budget: The 2018 budget was discussed at several budget committee meetings during September, October and November.

The 2018 budget for governmental purposes (General Fund, Library, Capital Projects and Debt Service) includes over \$10.54 million in expenditures, with approximately \$7.75 million in non-tax revenues, requiring a property tax levy of \$2,789,500.

The proposed *General Fund* budget represents \$5.28 million in general operations, which includes a property tax levy of \$1,788,420 which represents 64.12% of the total levy.

The *Library* budget represents \$531,800 in operations, which includes a property tax levy of \$310,088, representing 11.11% of the levy.

The *Capital Projects Fund* budget is \$1,271,363. Sources of funds for the projects include \$90,000 from Park reserves, \$6,000 in Library fund reserves to pay for a portion of the HVAC replacement and \$11,500 equipment trade-in. This leaves a balance of 1,163,863 in bonding. The City has the capacity to borrow, and the financing will be structured to maintain a leveled debt service to the extent possible.

The allocation of the projects by fund is as follows:

Water	\$ 359,732.00
Sanitary Sewer	\$ 136,062.00
Storm Water	\$ 35,880.00

TID #3	\$ 3,015,486.00
General Fund	\$ 1,271,363.00

The *Debt Service Fund* requires \$3.46 million in principal and interest payments for 2018. \$2,770,334 is due by the Tax Increment Districts. The remaining \$690,992 will be obtained through the property tax levy; this represents 24.77% of the total levy.

The *Water Utility* budget for 2018 reflects no rate increase.

The budget for the *Sewer Utility* budget reflects the same rates in 2018 as in 2017.

The *Storm Water Utility* budget for 2018 reflects no increase over 2017 rates

The Budget and Finance Committee recommends approval of Resolution 11D-17 as presented

Suggested motion: I move to approve/not approve Resolution 11D-17, adopting the 2018 budget for the City of Altoona.

ITEM 3 – Discuss/consider Intergovernmental Cooperative Agreement between the City of Altoona and the West Central Drug Task Force for 2018.

The West Central Drug Task Force is a federally funded unit and Altoona is a controlling member. Each year the unit must pre-apply for federal funding, and, as a requirement, the federal Government requires that all participating units of government have an Intergovernmental Cooperative Agreement in place that specifies how the Task Force will operate. The City of Altoona has been an active member of the organization since its inception and we are equal voting members in regards to management of the unit.

Staff recommends Council approve the Intergovernmental Cooperative Agreement between the City of Altoona and the West Central Drug Task Force.

Suggested motion: I move to approve/disapprove the Intergovernmental Cooperative Agreement between the City of Altoona and the West Central Drug Task Force for 2018.

ITEM 4 - Discuss/consider approval of Bartender License to Cindy Connett. (Approved by the Altoona Police Department).

The City has received a bartender license application from Cindy Connett. Police Lieutenant Livingston has reviewed and recommends approval of the bartender license application.

Suggested motion: I move to approve/not approve bartender license to Cindy Connett.

ITEM 5 - Discuss/consider convening in closed session pursuant to the following:

- **Wis. Stats 19.85 (1)(e) deliberating or negotiating the purchasing of public properties, the investing of public funds, or conducting other specified public business, whenever competitive or bargaining reasons require a closed session.**
 - A. **Purchase and/or sale of property.**
- **Wis. Stats 19.85 (1)(e) considering employment, promotion, compensation or performance evaluation data of any public employee over which the governmental body has jurisdiction or exercises responsibility.**
 - A. **Administrative Support Employment offer**



Early Bird Registration Deadline:
December 15, 2017

<https://wasb.org/meeting-and-events/convention/> to review:

Complete Schedule

Keynote Speaker Bios

- Ravi Hutheesing
- George Koonce
- Dr. Bill Daggett
- Alton Fitzgerald White

Pre-Convention Workshops

The R Factor: Take Ownership of the One Thing You Control *Hyatt Regency C*

Producing elite results is not about the events you experience; it is about the discipline of your response. Focus 3's R Factor equips people to respond to the situations of life and work in ways that produce great outcomes. It teaches a simple system for thinking, feeling, and acting with discipline. The central principle is Event + Response = Outcome (E+R=O). The R Factor is your response. You do not control events. You do not control outcomes. You do control how you respond. In this workshop, you'll learn about the six disciplines for managing E+R=O to produce great outcomes: 1) press pause; 2) get your mind right; 3) step up; 4) adjust and adapt; 5) make a difference; and 6) build skill.

Brian Kight, CEO, Focus3

An Overview of an Integrated Comprehensive System (ICS Equity) for School Board Members *Hyatt Regency D*

ICS Equity provides a four-cornerstone framework and process to eliminate inequities in K-12 schools and post-secondary institutions. This workshop will be participatory in nature and include an overview of the steps to equity for all students (across race, ethnicity, social class, ability, gender, sexual/gender identity and their intersections) within the four ICS cornerstones. Case examples from school districts across Wisconsin will be shared and how the work toward equity is reflected in their achievement, discipline, and proportional representation data. Most importantly, the role of school board members in the work of ICS Equity and how to shift from a deficit-based approach to an asset-based educational system for all students will be at the core of presentation.

Dr. Elise Frattura, School of Education Associate Professor, UW – Milwaukee

Dr. Colleen Capper, Department of Educational Leadership and Policy Analysis Professor, UW – Madison

School Finance Puzzle *Hyatt Regency A*

Attendees will receive a hands-on, interactive approach to take the confusion out of school finance. They will gain a conceptual and historical understanding of the major components of the Wisconsin school finance system. Participants will have an interactive discussion that provides background on constitutional issues, court cases and today's laws. Attendees will become acquainted with the basics of revenue limits, equalization aid, property taxes and referendums — how these components interrelate and how they impact board decision-making. School board members and administrators will leave the session with increased confidence in discussing school finance concepts and using this knowledge to help foster an environment of trust in your community for the benefit of students.

Wisconsin Association of School Business Officials


Cultural and Legal Framework of Effective Boards *Hyatt Regency B*

All school boards are required to adhere to numerous legal requirements and rules of order to effectively conduct their business. However, the effectiveness of a board is equally dependent upon interactions between board members and administrators. An effective leadership team can create a culture that promotes high levels of performance and achievement. In this session, a WASB attorney will discuss the legal requirements and procedures board members need to be aware of and how they help ensure a well-run meeting. He will be joined by WASB consultants who have years of experience as school district administrators to discuss how the board and superintendent can work together to ensure effective meetings.

Barry Forbes, Associate Executive Director and Staff Counsel, Wisconsin Association of School Boards

Guy Leavitt, Consultant, Wisconsin Association of School Boards

Al Brown, Consultant, Wisconsin Association of School Boards



Policy Resource Guide



Your gateway to a storehouse of school policy related information.

What is the Policy Resource Guide?

The Policy Resource Guide is a Web-based policy tool designed to assist Wisconsin school boards and administrators in the important tasks of policy development and implementation. The Policy Resource Guide contains information on a wide variety of policy topics, including those policies required by law and “hot policy” topics. The purpose of the Guide is to help school districts develop local policies that meet their own community needs and interests while keeping in mind general legal considerations.

A Comprehensive Resource:

- Key policy considerations for local decision makers
- Legal considerations
- Sample policies, procedures and exhibits
- Links to relevant statutes and resources
- Frequent updates and additions
- Accessible electronically 24/7

Key Uses:

- Update your school district policies and develop new policies on individual topics
- Answer day-to-day questions on policy implementation and provide board and administration professional development

The Policy Resource Guide has been designed especially for Wisconsin school districts. The guide is a user-friendly and easily navigable tool organized according to the WASB Policy Manual Coding System, but is searchable by topic. In addition to sample model policies, many policy topics also include a “Background Information” that provides school leaders with:

- *Key policy considerations related to the topic, including questions school officials can ask themselves when making local policy decisions;*
- *General legal considerations related to the topic, including hyperlinks to the laws and regulations referenced; and*
- *Hyperlinks to selected additional resources related to the topic including WASB Legal Comments, Legal Notes, and FOCUS issues, and other relevant educational and other agency resources.*

A Policy Resource Guide subscription also includes “added value” benefits for subscribers such as a “Base Policy Package”, a free subscription to WASB’s subscription policy publication The FOCUS, free access to webinars, and so on.

The Policy Resource Guide offers school board members and administrators streamlined electronic access to school policy development and implementation information in one place.



Developed to be Wisconsin-specific

November 20, 2017

School District of Altoona
Attn: Dr. Connie Biedron
1903 Bartlett Ave.
Altoona, WI 54720

Dear Dr. Biedron,

We're pleased to inform you that the Women's Giving Circle and the Eau Claire Community Foundation Board of Trustees have approved full funding of your grant application for the Altoona K-3 STEM Coding and Robotics Curriculum Based Program.

Before the Eau Claire Community Foundation can disburse this grant, the "Grant Acceptance Agreement" form must be signed and returned to us. We also ask that you send thank you letters for the grant directly to the Eau Claire Community Foundation so we can forward them to the Women's Giving Circle members. Our address is 306 S. Barstow St., Suite 104, Eau Claire, WI 54701.

A grant report detailing how the grant funds were spent is due by January 31, 2019. You can use the ECCF website (www.eccommunityfoundation.org) to submit this report. You can find the form on the "Women's Giving Circle Grant" page under the "Lasting Impact" tab at the top of the site. Please contact the ECCF if you encounter problems with the form.

We would appreciate any grant-related photos that you can send us for use on our website, in our newsletters, and in our Annual Report; donors always like to see the impact of their generosity, so these images can help strengthen the Foundation's financial base for all nonprofits. For similar reasons, the Grant Acceptance Agreement requires that you acknowledge the funding source for your grant in published press releases and articles when you publicize your grant; please see your agreement for the specific wording.

Your organization will be asked to make a brief presentation about your grant at the Women's Giving Circle Spring Gathering in early May; you'll receive more information about this event closer to the time.

You and/or another representative from your organization are cordially invited to the Gift of Giving Breakfast on **December 6, 2017, at 7:30 a.m.** at the **Eau Claire Golf and Country Club** in Altoona. The cost is \$15/meal. (Traditionally, the Women's Giving Circle has covered the cost of at least one meal for each grantee organization, but I haven't received confirmation about that yet for this year. I'll contact you when I hear from them.) This event presents a great opportunity to network, and this year's grant awards will be officially presented. Please RSVP to office@eccommunityfoundation.org when you know who plans to represent your organization at this event.

Feel free to call or email me if you have any questions. Congratulations on your grant award, and thank you for working to make the community a better place!

Sincerely,

Rebecca White Body
Program Specialist
Eau Claire Community Foundation
grants@eccommunityfoundation.org
715-552-3801

Realityworks[®] *...an employee-owned company*

Fundraising Summary

Fall 2017:

- Submitted grants to RCU Foundation; Marshfield Clinic Health System; Walmart Foundation and Ann Marie Foundation
- Created and distributed a fundraising letter to over 150 business supporters in the area
- Met with area business leaders in advocating for the Fab Lab
- EDC newsletter publication

Upcoming:

- Complete and submit an **Eau Claire Community Foundations Grant**
- Continue to educate business leaders about the need to support the Altoona Fab Lab, with time, talent and donations
- Research and submit additional grant opportunities in the area on behalf of the Altoona School District

SCHOOL DISTRICT OF ALTOONA ENROLLMENT DATA FOR 2017/18

2016/17 September and June Totals:																
	K4	K	K .5	Gr 1	Gr 2	Gr 3	Gr 4	Gr 5	Gr 6	Gr 7	Gr 8	Gr 9	Gr 10	Gr 11	Gr 12	Totals
16-Sep-2016	103	118	0	107	125	134	116	104	127	117	100	99	106	99	115	1570
6-Jun-2017	106	116	0	106	130	136	120	105	127	115	103	103	109	101	105	1582

2017/18 Monthly District Totals:																	
	K4	K	K .5	Gr 1	Gr 2	Gr 3	Gr 4	Gr 5	Gr 6	Gr 7	Gr 8	Gr 9	Gr 10	Gr 11	Gr 12	Totals	
15-Sep-2017	104	126	0	118	107	134	129	118	113	125	121	106	107	103	101	1612	
20-Oct-17	105	127	0	118	108	137	129	118	111	124	119	106	108	103	101	1614	
20-Nov-17	106	126	0	120	108	137	129	119	112	125	120	106	108	103	97	1616	
Dec																	
Jan																	
Feb																	
Mar																	
Apr																	
May																	
June																	
* K-12= on campus only															Average Enrollment:		1614

Sept - Present

School Totals this Month: Compared to:

	K4	K	Gr 1	Gr 2	Gr 3	Total	Last Month
Elementary School:	106	126	120	108	137	597	595
		Gr 4	Gr 5				
Intermediate School:	129	119				248	247
		Gr 6	Gr 7	Gr 8			
Middle School:	112	125	120			357	354
		Gr 9	Gr 10	Gr 11	Gr 12		
High School:	106	108	103	97		414	418
Total:						1616	1614

November 30, 2017

TO: Altoona School Board

FR: Tara Betlach, Interim Elementary Principal

RE: Recommendation for a Limited-Term .5 Phy. Ed. Teacher Position for Semester 2

I am writing to request your approval for a .5 FTE physical education teacher position to serve for a limited term, from January 29, 2018-June 7, 2018. This additional position is requested in response to the additional physical education minutes that are required for elementary students each week. We looked into again filling this need with an intern position, and found that there are no phy. ed. interns available at UWEC for second semester.

This additional position would work in collaboration with Lane Wojtyna, our current full-time physical education teacher. The qualified individual would provide instruction to K-3 students during the "specials" schedule.

This position is respectfully submitted to you for your approval based upon a collaborative discussion of physical education needs in the elementary school. I appreciate your consideration of this request, and welcome any questions or further information you may need in reaching your decision.

Continuation of this position would be reassessed at the end of the school year, and would be dependent upon our physical education program needs.

This recommendation is related to the following Strategic Goals:

Students Pillar:

Our culture promotes and supports a love of learning, social-emotional wellbeing, safety and care for students.

People Pillar:

High quality teachers and staff are recruited, recognized and retained in the workforce. Opportunities for development and advancement result in a high performing workforce.

Resources Pillar:

Student Services programs consistently ensure that the needs of all students are met or exceeded.



Wisconsin Interscholastic Athletic Association
5516 Vern Holmes Drive
Stevens Point, WI 54482-8833
Phone (715) 344-8580 Fax (715) 344-4241

APPLICATION FOR WIAA TOURNAMENT PARTICIPATION

2018-19

Requests for inclusion in WIAA tournaments for 2018-19 must meet the following deadlines:

FALL SPORTS – February 1, 2018

WINTER SPORTS – April 2, 2018

SPRING SPORTS – June 1, 2018

Altoona / Fall Creek

(name of school)

would like to participate in the WIAA tournament series for

Boys Soccer

(name of sport)

for the 2018-19 school year.

Signature of Authorized Administrator _____

(title)

(date)