



# School District of Altoona

1903 Bartlett Ave Altoona, WI 54720  
715-839-6032 715-839-6066 FAX

Dr. Ronald Walsh, Interim Superintendent

[www.altoona.k12.wi.us](http://www.altoona.k12.wi.us)

## ALTOONA BOARD OF EDUCATION

Regular Meeting  
District Board Room  
1903 Bartlett Avenue  
November 19, 2018  
6:30 p.m.

### *Agenda*

1. Call to Order
2. Roll Call
3. Reading of Public Notice
4. Pledge of Allegiance
5. Rules for Meeting
6. Election of Board Vice President
7. Approval of Minutes
  - a. October 29, 2018 Regular Meeting
  - b. November 12, 2018 Special Meeting
8. Public Participation (All remarks are to be addressed to the Board; discussion among citizens present is not permitted. Board members may ask questions of a speaker; however, no formal deliberations are allowed at this time.)
  - a. Non-Agenda items - public comment and concern
  - b. Agenda items - public comment and concern
9. Treasurer's Report
  - a. Approval of Checks for Payment
    - (1) General Fund checks totaling \$1,415,517.48
    - (2) Student Activity Fund checks totaling \$16,538.03
  - b. Approval of Treasurer's Report
  - c. Expenditures, Revenues and Cash Position
  - d. Revisions to 2018/19 Budget
10. Information
  - a. School Showcase
    - (1) Student Representative's Update, Sedona Van Ert
    - (2) Fab Lab Open House, November 29, Jason LeMay
    - (3) School Report Cards 2017/18, Principals
    - (4) School Violence Drill Report in Compliance with WI ACT 143, Dan Peggs

Altoona Board of Education, November 19, 2018

- b. President's Report
    - (1) 2019 Spring Election Schedule
    - (2) State Education Convention, January 23-25
    - (3) Committee Appointments to Fill Vacant Positions (see also 11.d.)
  - c. Superintendent's Report
    - (1) District Report Card 2017/18
    - (2) Athletic Complex Update and Discussion
11. Board Action after Consideration and Discussion
- a. Consider Employment Recommendation to Fill Limited-Term Special Education Paraprofessional Position
  - b. Consider Employment Recommendation to Fill Boys' Basketball Assistant Coach Position
  - c. Consider Recommendation for Limited-Term Part-Time (.25) Art Teacher Position
  - d. Consider Proposed Committee Appointments
  - e. Consider Approval of 2018/19 Budget Revisions
  - f. Resolution Authorizing the Borrowing of Not to Exceed \$3,200,000; and Providing for the Issuance and Sale of General Obligation Promissory Notes
12. Adjournment

**Engage. Equip. Empower.**

*Offering large school opportunities with a small school approach.*

## **ALTOONA SCHOOL BOARD AGREEMENT**

- We base our decisions on the best interest of the students.
- We are guided by our Vision, Mission and our Strategic Plan.
- We believe that every employee makes a contribution to the success of every student.
- We conduct ourselves within commonly understood principles of integrity.
- We listen carefully and respectfully to ensure all voices are heard.
- We practice good stewardship of our tax dollars.
- We seek to operate with as much transparency as possible.
- We do not engage in drama or political rhetoric.
- We seek a way around obstacles; reframing from an attitude of “we can’t,” to “how can we?”

Adopted: 9/19/11

Amended: 1/21/13

The School Board shall elect a President, Vice President, Clerk and Treasurer from among its members to serve as officers of the Board. Board officers shall be elected annually at the organizational meeting of the Board, which is to be held on or within 30 days after the fourth (4<sup>th</sup>) Monday in April. Voting for Board officers shall be done by nomination and voice vote, unless a secret ballot process is requested. The officers shall be elected in the following order: President, Vice-President, Treasurer, and Clerk. A Board of Education Secretary, who need not be a member of the School Board, will be appointed annually following the Annual Meeting.

Board officers shall serve for one-year terms, from one organizational meeting until the next provided that the officer remains a member of the Board. In the event of an officer's absence or inability to act, or a Board officer vacancy, the Board shall appoint another Board member (or other eligible individual for the office of Secretary) to discharge the officer's duties using the same voting method as outlined above. When an officer is elected to fill a vacancy, the person elected to fill the vacancy shall serve until the next organizational meeting. As noted below, the Vice President shall automatically carry out the duties and responsibilities of the President in his/her temporary absence or inability to act.

Removal of any Board officer from his/her position as an officer prior to the expiration of his/her term as an officer shall be handled in accordance with the requirements of state law and district policies and rules.

Board officers shall perform the following duties:

The President shall:

1. Prepare the agenda for all regular and special board meetings, in consultation with the District Administrator.
2. Appoint all standing Board committees, whose appointments are not otherwise provided for, and any other committees as determined necessary by the Board.
3. Ensure that public notice is given for all meetings of the Board.
4. Preside at all Board meetings and see that the minutes are properly recorded, approved, and signed.
5. Countersign all checks and other orders for the disbursement of District funds.
6. Defend the District from actions brought against it and prosecute actions brought by the District.
7. Serve as spokesperson for the Board.
8. Vote on matters before the Board just as any other Board member.
9. Perform such other duties as required by law or assigned by the Board.

The Vice President shall:

1. In the absence of the President, the Vice President shall act as chairperson of school board meetings.
2. Perform such other duties as assigned by the Board.

The Clerk shall:

1. Have the care and custody of the records, books, and documents of the Board. Draw orders on the school district treasurer as directed by an annual or special meeting or the school board and record all orders drawn on the school district treasurer.
2. Shall cause to be entered in the record book provided by the Board, the minutes of its meetings, orders, resolutions, and proceedings.
3. Furnish each teacher with a copy of the contract between him/her and the school board.
4. Before the spring election, appoint two citizens at large to serve as the board canvassers. If the district clerk is a candidate at the election being canvassed, the other two members shall designate a third member.
5. Report the name and post office address of each officer of the school district, within ten days after the election or appointment of the officer, to the clerk and the treasurer of each municipality having territory within the school district.
6. Annually, as specified by statute, deliver to the clerk of each municipality a certified statement showing that proportion of the amount of taxes voted to be collected in such year, if any, for the annual payment of any loan of the school district.
7. Within five days after receipt of notification from the school board of the name of a new school, notify the post-master of the name and address. On school vacations, the clerk shall direct what disposition shall be made of the mail.
8. Have authority to administer the oath of office to school board members.
9. Act as clerk and record the proceedings of annual and special meetings.
10. Enter in the record book copies of all of the school district clerk's reports to the municipal clerks and the certificate of the proceedings of a meeting returned by a temporary school district clerk.
11. Perform such other duties as required by law or assigned by the Board.

The Treasurer shall:

1. Deposit all moneys belonging to the district in accordance with the instructions of the Board and in compliance to state law.
2. Apply for, receive and sue for all money appropriated to or collected for the school district and disburse the same in accordance with State Statutes 120.16(2) and 66.042. Disburse money upon written order of the clerk after vouchers have been filed.
3. Enter in his/her account books all money received and disbursed by him/her, specifying the source from which it was received, the person to whom it was paid and the object or which it was paid.

4. Present to the annual meeting a written statement of all monies received and disbursed during the preceding year.
5. Deposit all funds of the school district in a public depository deposit designated by the school board under State Statute 120.12(7).
6. Withdraw funds of the school district under State Statutes 120.16(6) and 66.042.
7. Perform duties in collaboration with the business manager.
8. Perform such other duties as required by law or assigned by the Board.

LEGAL REF.: 120.05(1)(c), 120.06(8), 120.15, 120.16, 120.17

CROSS REF.: 133, Board Vacancies

ADOPTED: 08/06/12



# School District of Altoona

1903 Bartlett Ave Altoona, WI 54720  
715-839-6032 715-839-6066 FAX

Dr. Ronald Walsh, Interim Superintendent

www.altoona.k12.wi.us

## ALTOONA BOARD OF EDUCATION

Regular Meeting  
District Board Room  
1903 Bartlett Avenue  
October 29, 2018  
6:30 p.m.

1. The Regular Meeting of the Altoona Board of Education was called to order by Board President, Robin Elvig at 6:30 p.m. in the District board room.
2. Roll call was taken and the following were present:  
Robin E. Elvig, President  
Bradley D. Poquette, Treasurer  
David A. Rowe, Clerk  
Richard A Risler, Member  
Dr. Ronald Walsh, Interim Superintendent  
Joyce M. Orth, Board Secretary  
  
Daniel E. Gluch, Member (joined the board following his appointment)
3. Public Notice. All posting requirements were met. Posting places are noted: Altoona City Hall, Altoona Post Office, school district office, high school office, and elementary school office.
4. Pledge of Allegiance
5. Rules for Meeting
6. Approval of Minutes. a. September 17, 2018 Special Meeting. Motion by Risler to approve the Special Meeting minutes as presented, seconded by Rowe. Rowe, yes; Risler, yes; Poquette, yes; Elvig, yes. Motion carried 4-0. b. September 17, 2018 Regular Meeting. Motion by Rowe to approve the Regular Meeting minutes as presented, seconded by Risler. Risler, yes; Poquette, yes; Rowe, yes; Elvig, yes. Motion carried 4-0.
7. Board Candidates Selection Process/Oral Question Response. Four candidates for the board vacancy, Patrick Boughton, Daniel Gluch, Taylor Neff, and Tyler Tomesh responded to the question, "How can the School District of Altoona address and support the ever-changing needs of a 21<sup>st</sup> Century learning environment?." Their previously-made responses to an essay question were also taken into consideration, and follow-up questions were asked. Board members voted by ballot with Daniel Gluch receiving the majority of the votes.
8. Appointment of Board Member and Oath of Office. Motion by Poquette to appoint Daniel Gluch to fill the board vacancy (term ending April 2019), seconded by Rowe. Poquette, yes; Rowe, yes; Risler, yes; Elvig, yes. Motion carried 4-0. The Oath of Office was administered, and applicants were thanked for participating in the process.

9. Public Participation. a. Non-Agenda items - public comment and concern. (1) Dave Rowe announced the completion of the portion of Bartlett Avenue trail project that was planned for this year (to Walden Court). The full-completion of the trail is currently included in the City budget for the upcoming year. (2) Parent-teacher conferences and their smooth operation was noted. (3) The Student Representative's Update was provided in writing in Sedona's absence. (4) Joyce Orth was recognized for receiving a Spectrum Award from the Wisconsin School Public Relations Association. She will accept the award at the WSPRA Annual Conference Award Luncheon on November 8. b. Agenda items - public comment and concern. None.
10. Overview of Athletic Complex Project. John Kneer, President, and Ross Rettler, Project Manager, Rettler Corporation, provided the update including project scope and the preliminary schedule should the board give them authorization to proceed. Under this scope and timeline, project completion is planned for August 2019. The board is in favor of proceeding and authorized Dr. Walsh to negotiate contract details with Rettler. It is expected that the remaining funds needed (estimated at or about \$100,000) will be secured prior to bid approval. Dave Rowe suggested that a committee be established to work on the final fundraising initiative.
11. Treasurer's Report. a. Approval of Checks for Payment. Motion by Rowe to approve General Fund checks totaling \$1,991,516.10 and Student Activity Fund checks totaling \$16,656.01 as presented, seconded by Risler. Poquette, yes; Gluch, yes; Rowe, yes; Risler, yes; Elvig, yes. Motion carried 5-0. b. Approval of Treasurer's Report. Motion by Risler to approve the Treasurer's Report for August as presented, seconded by Rowe. Gluch, yes; Rowe, yes; Risler, yes; Poquette, yes; Elvig, yes. Motion carried 5-0. c. Approval of Treasurer's Report. Motion by Risler to approve the Treasurer's Report for September as presented, seconded by Rowe. Rowe, yes; Risler, yes; Poquette, yes; Gluch, yes; Elvig, yes. Motion carried 5-0. d. Expenditures, Revenues and Cash Position. Expenditures, revenues and cash position (general fund 2011/12 to 2018/19) as of October 23, 2018 were reviewed. e. Final Budget and Levy. Changes in the levy and budget since the Annual Meeting were reviewed. (See 13.m. and 13.n.)
12. Information. **a. School Showcase.** (1) Fall Sports Review. Jamie Oliver, athletic director, shared highlights from the Fall Sports Report. **b. President's Report.** (1) Appointment of Board Vice President. Robin Elvig appointed Brad Poquette to serve in the role of Vice President. (2) Fall Regional Meeting. Brad Poquette, Rick Risler and Joyce Orth attended the Regional Meeting held on September 27 in Eau Claire. Brad received a Level 3 WASB Member Recognition Program award. **c. Superintendent's Report.** (1) Reports as of the Third Friday in September. Enrollments as of September 21 were reviewed: elementary, 572; intermediate, 260; middle, 359; and high, 427 for a district total of 1618. The Open Enrollment summary and pupil count comparison were also included in the packet. As of that date (9/21), 271 nonresident students attend school in our district compared to 146 resident students who attend in another district under open enrollment. (2) Superintendent Search Process. The board will review competitive consultant proposals in closed session to determine the superintendent search approach they want to take.
13. Board Action after Consideration and Discussion. a. Consider Employment Recommendation to Fill Lunch/Recess Supervisor Position. Motion by Rowe to employ Jessica Bucki as lunch/recess supervisor as recommended, seconded by Risler. Risler, yes; Poquette, yes; Gluch, yes; Rowe, yes; Elvig, yes. Motion carried 5-0. b. Consider Employment Recommendation to Fill Lunch/Recess Supervisor Position. Motion by Rowe to employ Tom Knudson as lunch/recess supervisor as recommended, seconded by Risler. Poquette, yes; Gluch, yes; Rowe, yes; Risler, yes; Elvig, yes. Motion carried 5-0. c. Consider Employment Recommendation to Fill Lunch/Recess Supervisor Position. Motion by Risler to employ Dawn Schlewitz as lunch/recess supervisor as recommended, seconded by Poquette. Gluch, yes; Rowe, yes; Risler, yes; Poquette, yes; Elvig, yes. Motion carried 5-0.



- d. Consider Employment Recommendation to Fill Speech/Language Pathologist Position. Motion by Poquette to employ Elizabeth Cole to fill the speech/language pathologist position as recommended, seconded by Risler. Rowe, yes; Risler, yes; Poquette, yes; Gluch, yes; Elvig, yes. Motion carried 5-0.
- e. Consider Employment Recommendation to Fill Middle School Volleyball Coach Position. Moved into closed session for discussion.
- f. Consider Employment Recommendation to Fill Middle School Boys' Basketball Coach Position. Motion by Rowe to employ Jason Boyarski to fill the middle school boys' basketball coach position as recommended, seconded by Risler. Poquette, yes; Gluch, yes; Rowe, yes; Risler, yes; Elvig, yes. Motion carried 5-0.
- g. Consider Employment Recommendation to Fill Middle School Boys' Basketball Coach Position. Motion by Risler to employ Joseph Diekelman to fill the middle school boys' basketball coach position as recommended, seconded by Rowe. Gluch, yes; Rowe, yes; Risler, yes; Poquette, yes; Elvig, yes. Motion carried 5-0.
- h. Consider Recommendation for Additional Paraprofessional Position for Limited Term 2018/19. Motion by Rowe to approve an additional paraprofessional position for the remainder of the 2018/19 school year as recommended, seconded by Risler. Rowe, yes; Risler, yes; Poquette, yes; Gluch, yes; Elvig, yes. Motion carried 5-0.
- i. Consider Job Description for Maintenance Team Supervisor. Motion by Risler to approve the amendments to the maintenance team supervisor job description as presented, seconded by Poquette. Risler, yes; Poquette, yes; Gluch, yes; Rowe, yes; Elvig, yes. Motion carried 5-0.
- j. Consider Start College Now Intentions List for Spring 2018/19. Motion by Poquette to approve the Start College Now intentions list for the spring semester 2018/19 as presented, seconded by Rowe. Poquette, yes; Gluch, yes; Rowe, yes; Risler, yes; Elvig, yes. Motion carried 5-0.
- k. Consider Recommendation for Work Truck Purchase. Motion by Rowe to approve a truck purchase from Ewald Automotive Group in an amount not to exceed \$41,000, seconded by Risler. Gluch, yes; Rowe, yes; Risler, yes; Poquette, yes; Elvig, yes. Motion carried 5-0.
- l. Consider Resolution Authorizing a Line-of-Credit in Amount Not to Exceed \$3,000,000 Pursuant to Section 67.12(8) (a) 1, Wisc. Statutes. Motion by Poquette to authorize a line of credit in an amount not to exceed \$3,000,000 pursuant to section 67.12(8) (a) 1, Wisc. Statutes as recommended, seconded by Risler. Rowe, yes; Risler, yes; Poquette, yes; Gluch, yes; Elvig, yes. Motion carried 5-0.
- m. Consider Resolution for Adoption of 2018/19 Tax Levy. Motion by Rowe to adopt the 2018/19 tax levy in the amount of \$6,211,461 as presented, seconded by Poquette. Risler, yes; Poquette, yes; Gluch, yes; Rowe, yes; Elvig, yes. Motion carried 5-0.
- n. Consider Adoption of 2018/19 Budget. Motion by Rowe to adopt the 2018/19 budget in the amount of \$26,439,297 as presented, seconded by Risler. Poquette, yes; Gluch, yes; Rowe, yes; Risler, yes; Elvig, yes. Motion carried 5-0.
14. Anticipated Closed Session as per Section 19.85 (1) (c), (1) (e) – Wisc. Statutes. The Board will entertain a motion to convene in closed session pursuant to s. 19.85 (1) (c), (1) (e) - Wisc. Stats., as appropriate, for consideration and discussion of competitive consultant proposals, and to consider a contract-related recommendation for the interim elementary principal.

Motion by Risler to adjourn into closed session at 9:26 p.m., seconded by Rowe. Gluch, yes; Rowe, yes; Risler, yes; Poquette, yes; Elvig, yes. Motion carried 5-0.

(Item 13.e. was moved into closed session for discussion. No action was taken.) Approval of Closed Session Minutes for September 17, 2018 was postponed.

15. Reconvene into Open Session and Take any Action, If Necessary and Appropriate. Motion by Risler to reconvene at 10:15 pm and take necessary action, seconded by Rowe. Rowe, yes; Risler, yes; Poquette, yes; Gluch, yes; Elvig, yes. Motion carried 5-0. Motion by Rowe to select School Exec Connect to conduct the superintendent search process, seconded by Poquette. Risler, yes; Poquette, yes; Gluch, yes; Rowe, yes; Elvig, yes. Motion carried 5-0.
16. Adjournment. Motion by Poquette to adjourn at 10:16 pm, seconded by Risler. Poquette, yes; Gluch, yes; Rowe, yes; Risler, yes; Elvig, yes. Motion carried 5-0.

The next Regular Meeting of the Altoona Board of Education is scheduled for Monday, November 19, 2018 at 6:30 p.m. in the District board room.

Joyce M. Orth CAP, Board Secretary

---

District Clerk

---

Date

**Engage. Equip. Empower.**  
*Offering large school opportunities with a small school approach.*



# School District of Altoona

1903 Bartlett Ave Altoona, WI 54720  
715-839-6032 715-839-6066 FAX

Dr. Ronald Walsh, Interim Superintendent

www.altoona.k12.wi.us

## ALTOONA BOARD OF EDUCATION

Special Meeting  
District Board Room  
1903 Bartlett Avenue  
November 12, 2018  
6:30 p.m.

1. The Special Meeting of the Altoona Board of Education was called to order by Board President, Robin Elvig at 6:36 p.m. in the District board room.
2. Roll call was taken and the following were present:  
Robin E. Elvig, President                      Dr. Ronald Walsh, Interim Superintendent  
Bradley D. Poquette, Treasurer              Joyce M. Orth, Board Secretary  
David A. Rowe, Clerk  
Richard A Risler, Member  
Daniel E. Gluch, Member
3. Public Notice. All posting requirements were met. Posting places are noted: Altoona City Hall, Altoona Post Office, school district office, high school office, and elementary school office.
4. Superintendent Search Timeline and Process. Kenneth (Ken) Dragseth Ph.D., President, and Robert (Bob) Ostlund, Partner, from School Exec Connect reviewed the superintendent search process and timeline including communications to stakeholders, feedback from stakeholders via a survey and focus groups, and advertising. Dates were set for communications, focus groups, and interviews. The position will be posted on November 13 with an application deadline of January 8, 2019. The candidates will be presented to the board in closed session on January 14 and the board will select four to seven (4-7) candidates for Round 1 interviews, scheduled for January 15. Also on January 15, the board will narrow the field to two to three (2-3) finalists. Round 2 interviews will be conducted on January 28, 29 and 30 (January 30 is tentative in case three candidates are selected). The Round 2 interview process will include participation from stakeholders.
5. Next Steps. Ken and Bob will work with Joyce Orth through each step of the process.
6. Adjournment. Motion by Rowe to adjourn at 8:13 p.m., seconded by Risler. Gluch, yes; Rowe, yes; Risler, yes; Poquette, yes; Elvig, yes. Motion carried 5-0.

Joyce M. Orth CAP, Board Secretary

\_\_\_\_\_  
District Clerk

\_\_\_\_\_  
Date

**Engage. Equip. Empower.**

*Offering large school opportunities with a small school approach.*

November 14, 2018 Board Update – Michael Markgren, Business Manager

Expenditures:

- We are at about 25% of the way through the year.
- Salaries are on, benefits are running a little under.
- Services is a little behind because Student Transit bills after the end of the month.
- We purchased the truck, so Capital is a little ahead.
- Insurance shows over budget, but we will be receiving a Workmans' Comp rebate.
- We did already make the \$400,000 transfer to Debt Service for the October 1 payment.

Revenues:

- We received our first State Aid payment, and made a Federal claim. Other revenues are pretty light right now.

Cash Position:

- We are ahead of last year and still a little behind 2015-16. We had a lot of property tax revenue in July of 2015. We would have moved ahead for October if not for the \$400,000 transfer to Debt Service.
- We continue to be in a strong financial position. To be in the black when we haven't received much for revenue is good news.

CHECK DATE	CHECK ACCOUNT			VENDOR	INVOICE DESCRIPTION	AMOUNT
	NUMBER	NUMBER	NUMBER			
10/09/2018	134536	21 E 800 411 223100		AIRBORNE ATHLETICS, INC	Dr. Dish basketball shooting machine. VOID:PD IN FULL BY ASD ATHL BOOSTERS	-5,770.00
					Totals for 134536	-5,770.00
10/12/2018	134574	27 E 700 411 158000		ORIGO EDUCATION	math fluency intervention: MULT/DIVIS**VOID CK RETURNED, WRONG ADDRESS	-312.29
					Totals for 134574	-312.29
10/24/2018	134599	10 E 400 310 162121		HRASTICH, EMILY	OFFICIAL	30.00
					Totals for 134599	30.00
10/24/2018	134600	10 E 400 310 162121		MILLER III, THOMAS	OFFICIAL	91.06
					Totals for 134600	91.06
10/25/2018	134601	10 E 400 310 162118		CHIPPEWA VALLEY ORTHOPEDICS &	Athletic Trainer Coverage	150.00
	134601	10 E 400 310 162211		CHIPPEWA VALLEY ORTHOPEDICS &	Athletic Trainer Coverage	180.00
					Totals for 134601	330.00
10/25/2018	134602	10 E 800 310 253700		CHRISTIANSON, KRISTA	ALICE TRAINING STIPEND	90.65
					Totals for 134602	90.65
10/25/2018	134603	10 E 100 411 122000		HEINEMANN	LLI Reading Materials	22.00
					Totals for 134603	22.00
10/25/2018	134604	21 E 200 411 140000		J & M FUNDRAISING, INC.	Butter Braid Bill for FUTP 60	617.00
					Totals for 134604	617.00
10/25/2018	134605	10 E 400 949 162120		MENOMONIE DANCE TEAM	HOLIDAY CLASSIC- 6 DANCERS	90.00
					Totals for 134605	90.00
10/25/2018	134606	27 E 700 411 158000		MUSSEHL, AMANDA	Petty Cash for Community Outings	89.84
					Totals for 134606	89.84
10/25/2018	134607	10 E 800 310 253700		PETERSON, WENDY	ALICE TRAINING STIPEND	90.65
					Totals for 134607	90.65
10/25/2018	134608	10 E 800 411 254300		SHERWIN-WILLIAMS	1 GALL BRONZE	42.77
					Totals for 134608	42.77
10/25/2018	134609	10 E 800 310 253700		SMITH, JENNIFER	ALICE TRAINING STIPEND	90.65
					Totals for 134609	90.65
10/25/2018	134610	10 E 400 949 162120		WACPC CHEER/POM COACHES, INC.	WACPC Dance Regionals Registration (Wausau East High School)	220.00
					Totals for 134610	220.00
10/25/2018	134611	10 E 800 310 253700		WINGAD, JULIE	ALICE TRAINING STIPEND	90.65
					Totals for 134611	90.65
10/26/2018	134612	21 E 200 411 140000		ALTOONA FOOD SERVICE	Strawberries and Yogurt	94.00
					Totals for 134612	94.00

CHECK DATE	CHECK ACCOUNT			VENDOR	INVOICE DESCRIPTION	AMOUNT
	NUMBER	NUMBER	NUMBER			
10/26/2018	134613	10 E 400 411 162308		AWARDS & MORE	Tournament Awards-CC Totals for 134613	408.52 408.52
10/26/2018	134614	10 E 100 341 256770		FERGUSON'S ORCHARD	Ferguson's Orchard Field Trip payment Totals for 134614	424.00 424.00
10/26/2018	134615	10 E 800 324 254300		STATE OF WI DSPS-INDUSTRY SERV	PERMIT TO OPERATE: AIS, AMS Totals for 134615	150.00 150.00
10/30/2018	134616	10 E 400 411 241000		ALTOONA FOOD SERVICE	student lunches on 8/29/2018 Totals for 134616	428.10 428.10
10/30/2018	134617	10 E 800 411 295000		BATTERIES PLUS	ALK RECYCLE SERVICE Totals for 134617	78.00 78.00
10/30/2018	134618	10 E 800 324 254300		CLIMATE MAKERS	worked on Graphics and Programing for HVAC system. Totals for 134618	1,873.00 1,873.00
10/30/2018	134619	10 E 800 310 252105		DIVERSIFIED BENEFIT SERVICES I	OCTOBER Flexible Benefit Administrative Services 2018-19 Totals for 134619	184.77 184.77
10/30/2018	134620	10 E 150 310 122000		KOPLITZ, DAWN	P/T Conference Interpreting Totals for 134620	100.00 100.00
10/30/2018	134621	10 E 400 310 125400		LIES, JUDY	Payment for choir accompaniment Totals for 134621	150.00 150.00
10/30/2018	134622	27 E 700 411 158000		LITERACY RESOURCES, INC	Phonemic awareness curriculum Totals for 134622	84.99 84.99
10/30/2018	134623	10 E 800 324 254300		OVERHEAD DOOR COMPANY OF THE C	repair fire door in AIS/MS Totals for 134623	225.98 225.98
10/30/2018	134624	10 E 800 310 231500		STRANG, PATTESON, RENNING, LEW	GENERAL SEPT SERVICE Totals for 134624	347.00 347.00
11/01/2018	134625	10 E 400 187 162210		ARBS, BECKY	GAME WORKER	40.00
	134625	80 E 200 187 392121		ARBS, BECKY	GAME WORKER	20.00
	134625	80 E 200 187 392121		ARBS, BECKY	GAME WORKER	20.00
	134625	10 E 400 187 162121		ARBS, BECKY	GAME WORKER	30.00
	134625	10 E 400 187 162121		ARBS, BECKY	GAME WORKER	40.00
					Totals for 134625	150.00
11/01/2018	134626	10 E 400 187 162121		BROWN, PAULETTE	GAME WORKER	40.00
					Totals for 134626	40.00
11/01/2018	134627	10 E 400 187 162121		GIANI, AMY	GAME WORKER	30.00
	134627	10 E 400 187 162210		GIANI, AMY	GAME WORKER	30.00
	134627	10 E 400 187 162121		GIANI, AMY	GAME WORKER	30.00
	134627	80 E 200 187 392121		GIANI, AMY	GAME WORKER	20.00
	134627	10 E 400 187 162121		GIANI, AMY	GAME WORKER	30.00

CHECK DATE	CHECK ACCOUNT			VENDOR	INVOICE	
	NUMBER	NUMBER	NUMBER		DESCRIPTION	AMOUNT
					Totals for 134627	140.00
11/01/2018	134628	10 E 400 187 162121	162121	HANSON, KAT	GAME WORKER	40.00
					Totals for 134628	40.00
11/01/2018	134629	80 E 200 187 392205	392205	HARRIS, KATE	GAME WORKER	10.00
					Totals for 134629	10.00
11/01/2018	134630	10 E 400 187 162121	162121	LAMONT, GWEN	GAME WORKER	40.00
					Totals for 134630	40.00
11/01/2018	134631	80 E 200 187 392205	392205	LAU, JUSTIN	GAME WORKER	10.00
					Totals for 134631	10.00
11/01/2018	134632	10 E 400 187 162210	162210	MATTISON, CONNOR	GAME WORKER	20.00
					Totals for 134632	20.00
11/01/2018	134633	10 E 400 187 162121	162121	OLIVER, KARI	GAME WORKER	40.00
					Totals for 134633	40.00
11/01/2018	134634	10 E 400 187 162210	162210	SAHM, DAWSON	GAME WORKER	20.00
					Totals for 134634	20.00
11/01/2018	134635	80 E 200 187 392205	392205	VARSHO, AVERIE	GAME WORKER	10.00
					Totals for 134635	10.00
11/01/2018	134636	80 E 200 187 392205	392205	VARSHO, JAKOB	GAME WORKER	10.00
					Totals for 134636	10.00
11/01/2018	134637	80 E 200 187 392121	392121	WIRTH, TONY	GAME WORKER	20.00
					Totals for 134637	20.00
11/01/2018	134638	10 E 400 187 162121	162121	WOLF, LISA	GAME WORKER	30.00
					Totals for 134638	30.00
11/01/2018	134639	10 E 400 187 162210	162210	WOOD, ALEX	GAME WORKER	20.00
					Totals for 134639	20.00
11/01/2018	134640	27 E 700 411 152000	152000	LAKESHORE LEARNING MATERIALS	CREDIT-DISC FOR LC249	-135.80
	134640	27 E 700 411 152000	152000	LAKESHORE LEARNING MATERIALS	Materials for classroom use - shelves, tables, manipulatives.	3,814.38
					Totals for 134640	3,678.58
11/01/2018	134641	50 E 800 324 257220	257220	ROSHELL ELECTRIC, INC.	New heating unit added to middle school kitchen serving table.	404.82
					Totals for 134641	404.82
11/01/2018	134642	10 E 400 949 162120	162120	SCHOOL DISTRICT OF PRAIRIE FAR	Dance Competition Registration Fee-6 DANCERS + 1 ADDL ROUTINE	165.00
					Totals for 134642	165.00
11/01/2018	134643	10 E 400 949 162120	162120	UWEC RECREATION & SPORT FACILI	UWEC Dance Competition Registration-6 DANCERS (1	90.00

CHECK DATE	CHECK NUMBER	ACCOUNT NUMBER	VENDOR	INVOICE DESCRIPTION	AMOUNT
				ROUTINE)	
	134643	21 E 800 411 213000	UWEC RECREATION & SPORT FACILI	Rental payment for UWEC- courage retreat	273.00
				Totals for 134643	363.00
11/01/2018	134644	10 E 100 411 110102	WINGAD, JULIE	4K Summer Inservice	100.00
				Totals for 134644	100.00
11/02/2018	134645	10 L 000 000 811670	AMERIPRISE FINANCIAL SERVICES	403(B)S	350.00
				Totals for 134645	350.00
11/02/2018	134646	10 L 000 000 811680	WI SCTF	CHILD SUPPORT	54.00
				Totals for 134646	54.00
11/02/2018	134647	80 E 200 310 392205	CAMASTRAL, KEVIN	OFFICIAL	45.00
				Totals for 134647	45.00
11/02/2018	134648	80 E 200 310 392205	ROSETH, DAVID	OFFICIAL	45.00
				Totals for 134648	45.00
11/08/2018	134649	21 E 200 411 140000	ALTOONA FOOD SERVICE	Yogurt-G. EMERSON	46.00
	134649	10 E 800 411 162101	ALTOONA FOOD SERVICE	Payment for Locomotion snacks during choreo week.	140.00
				Totals for 134649	186.00
11/08/2018	134650	10 E 400 310 162211	CHIPPEWA VALLEY ORTHOPEDICS &	Athletic trainer for soccer match	60.00
				Totals for 134650	60.00
11/08/2018	134651	50 E 800 415 257220	CONNELL'S APPLE ORCHARD	HONEY CRISP & SWEET 16 (4 BOX EACH)	240.00
				Totals for 134651	240.00
11/08/2018	134652	10 E 800 711 270000	EMC INSURANCE COMPANIES	PROP, GEN LIAB, UMBR, LB, CYBER, BUS AUTO, GOVT CRIME OCT 1, 2018-OCT 31, 2019	6,189.33
	134652	10 E 800 712 270000	EMC INSURANCE COMPANIES	PROP, GEN LIAB, UMBR, LB, CYBER, BUS AUTO, GOVT CRIME OCT 1, 2018-OCT 31, 2019	54,763.50
	134652	10 E 800 714 270000	EMC INSURANCE COMPANIES	PROP, GEN LIAB, UMBR, LB, CYBER, BUS AUTO, GOVT CRIME OCT 1, 2018-OCT 31, 2019	1,927.25
	134652	10 E 800 715 270000	EMC INSURANCE COMPANIES	PROP, GEN LIAB, UMBR, LB, CYBER, BUS AUTO, GOVT CRIME OCT 1, 2018-OCT 31, 2019	8,336.17
				Totals for 134652	71,216.25
11/08/2018	134653	10 E 800 561 254300	EWALD AUTOMOTIVE GROUP	Purchase of 2019 Chevrolet Silverado 3500. STOCK #19C101	40,348.50
				Totals for 134653	40,348.50
11/08/2018	134654	10 E 400 949 162121	NEW RICHMOND HIGH SCHOOL	Volleyball entry fee	300.00
				Totals for 134654	300.00
11/08/2018	134655	10 E 150 411 125400	WEST MUSIC COMPANY	Adaptive Recorder	26.40
				Totals for 134655	26.40



CHECK DATE	CHECK ACCOUNT			VENDOR	INVOICE		AMOUNT
	NUMBER	NUMBER	NUMBER		DESCRIPTION		
11/13/2018	134656	10 E 800 310 231100		ALTOONA FOOD SERVICE	OCT SUBSTITUTE LUNCHESES (120)		426.00
					Totals for 134656		426.00
11/13/2018	134657	10 E 400 411 162121		AWARDS & MORE	Tournament Award-VB 10-13-18		12.97
	134657	10 E 400 411 162211		AWARDS & MORE	Season Banquet Awards-SOCCER		38.91
					Totals for 134657		51.88
11/13/2018	134658	10 E 800 571 223100		CHIPPEWA FALLS PARKS & RECREAT	Boys Soccer Field Rental		200.00
					Totals for 134658		200.00
11/13/2018	134659	10 E 400 949 162308		EAU CLAIRE CITY OF - CITY BUS	Registration Fee for 2019 CC		60.00
					Invite: 9-19-2018		
					Totals for 134659		60.00
11/13/2018	134660	10 E 200 411 125500		ECKROTH MUSIC	Tenor Sax Ligature		26.95
	134660	10 E 200 411 125500		ECKROTH MUSIC	Clarinet and Alto Sax Reeds		42.62
	134660	10 E 400 411 125500		ECKROTH MUSIC	MTHPC BSX METALITE MY		38.50
	134660	10 E 400 411 125500		ECKROTH MUSIC	REPAIR PARTS		34.70
	134660	10 E 400 411 125500		ECKROTH MUSIC	BARI SAX YBS-62		135.15
	134660	10 E 400 411 125500		ECKROTH MUSIC	FRENCH HORN		145.00
					Totals for 134660		422.92
11/13/2018	134661	10 E 100 411 122000		HEINEMANN	LLI Reading Materials		11.00
					Totals for 134661		11.00
11/13/2018	134662	10 E 800 348 254500		KWIK TRIP, INC	OCT, 2018		1,013.54
					Totals for 134662		1,013.54
11/13/2018	134663	27 E 700 411 158000		MUSSEHL, AMANDA	Petty Cash for Community		94.91
					Outings		
					Totals for 134663		94.91
07/11/2018	181900015	10 E 100 942 241000		AWSA (ASSOC WI SCH ADMIN)	2018-19 MEMBERSHIP FEES.		-515.00
					CHANGE ACCTS FROM 100,150,200		
					& 400 TO 800		
	181900015	10 E 200 942 241000		AWSA (ASSOC WI SCH ADMIN)	2018-19 MEMBERSHIP FEES.		-515.00
					CHANGE ACCTS FROM 100,150,200		
					& 400 TO 800		
	181900015	10 E 400 942 241000		AWSA (ASSOC WI SCH ADMIN)	2018-19 MEMBERSHIP FEES.		-515.00
					CHANGE ACCTS FROM 100,150,200		
					& 400 TO 800		
	181900015	10 E 150 942 241000		AWSA (ASSOC WI SCH ADMIN)	2018-19 MEMBERSHIP FEES.		-515.00
					CHANGE ACCTS FROM 100,150,200		
					& 400 TO 800		
	181900015	10 E 800 942 241000		AWSA (ASSOC WI SCH ADMIN)	2018-19 MEMBERSHIP FEES.		2,060.00
					CHANGE ACCTS FROM 100,150,200		
					& 400 TO 800		
					Totals for 181900015		0.00
10/09/2018	181900292	10 E 400 411 126000		FLINN SCIENTIFIC INC.	Lab Supplies-HARP. CHANGE		-1,790.27
					ACCT		
	181900292	10 E 800 470 120000		FLINN SCIENTIFIC INC.	Lab Supplies-HARP. CHANGE		1,790.27
					ACCT		
					Totals for 181900292		0.00

CHECK DATE	CHECK ACCOUNT			VENDOR	INVOICE		AMOUNT
	NUMBER	NUMBER	NUMBER		DESCRIPTION		
10/23/2018	181900355	10 L 000 000	811670	VOYA INSTITUTIONAL TRUST COMPA	403(B)S		295.00
	181900355	27 L 000 000	811670	VOYA INSTITUTIONAL TRUST COMPA	403(B)S		55.00
	181900355	10 L 000 000	811670	VOYA INSTITUTIONAL TRUST COMPA	403(B)S		100.00
					Totals for 181900355		450.00
10/24/2018	181900356	10 E 400 310	162121	GRAM, GARY	OFFICIAL		65.00
					Totals for 181900356		65.00
10/24/2018	181900357	80 E 200 310	392121	JONES, JEROLD	OFFICIAL		70.00
					Totals for 181900357		70.00
10/24/2018	181900358	10 E 400 310	162121	UPWARD, TIMOTHY	OFFICIAL		30.00
					Totals for 181900358		30.00
10/24/2018	181900359	80 E 200 310	392121	WALCZAK, JESSICA	OFFICIAL		70.00
					Totals for 181900359		70.00
10/25/2018	181900360	10 E 400 411	223100	BIG ATHLETICS	Court Keyclean Sweat Mop		352.09
	181900360	10 E 400 411	162121	BIG ATHLETICS	Volleyball Coach Attire		76.00
	181900360	10 E 800 420	162000	BIG ATHLETICS	Boys Basketball Uniforms		3,670.73
					Totals for 181900360		4,098.82
10/25/2018	181900361	10 E 400 411	162121	CHIPPEWA VALLEY SPORTING GOODS	Volleyball Ball Cart		181.90
					Totals for 181900361		181.90
10/25/2018	181900362	10 E 800 324	254300	CINTAS	MOPS AHS		95.97
	181900362	10 E 800 324	254300	CINTAS	MOPS AES		58.69
	181900362	10 E 800 324	254300	CINTAS	MOPS AMS		65.90
					Totals for 181900362		220.56
10/25/2018	181900363	10 E 800 436	120000	CONNECTIONS EDUCATION, LLC	1st Semester Online Courses		11,455.00
	181900363	10 E 800 436	120000	CONNECTIONS EDUCATION, LLC	1st Semester Online Courses		1,185.00
					Totals for 181900363		12,640.00
10/25/2018	181900364	10 E 100 411	143000	EVERLAST CLIMBING	Climbing Wall		3,994.00
					Totals for 181900364		3,994.00
10/25/2018	181900365	10 E 800 432	222200	FOLLETT SCHOOL SOLUTIONS, INC.	HS 18/19 Follett#1 Order		734.06
	181900365	10 E 800 432	222200	FOLLETT SCHOOL SOLUTIONS, INC.	HS 18/19 Follett#1 Order		471.70
					Totals for 181900365		1,205.76
10/25/2018	181900366	10 E 800 411	295000	HEARTLAND BUSINESS SYSTEMS	PHONE REF#46083		3,475.41
	181900366	10 E 800 411	295000	HEARTLAND BUSINESS SYSTEMS	CREDIT INVOICE FROM PO8101600037		-2,903.22
					Totals for 181900366		572.19
10/25/2018	181900367	10 E 800 411	253300	HILLYARD, INC - EAU CLAIRE	SALES #300164358		6,752.53
					Totals for 181900367		6,752.53
10/25/2018	181900368	10 E 150 411	121000	NASCO	Chippewa Valley Museum		307.68
					Totals for 181900368		307.68
10/25/2018	181900369	10 E 100 411	110101	REALLY GOOD STUFF, INC.	Personal classroom order -KESSLER		183.25
	181900369	10 E 100 411	241000	REALLY GOOD STUFF, INC.	Personal classroom order -KESSLER		61.07

CHECK DATE	CHECK ACCOUNT			VENDOR	INVOICE	
	NUMBER	NUMBER			DESCRIPTION	AMOUNT
					Totals for 181900369	244.32
10/25/2018	181900370	10 E 150 411 241000		SCHOOL SPECIALTY, INC.	200 Student Planners	400.00
	181900370	10 E 100 411 122000		SCHOOL SPECIALTY, INC.	instructional materials and supplies for intervention team-FAGEN	467.80
					Totals for 181900370	867.80
10/25/2018	181900371	27 E 700 411 158000		STAPLES	classroom supplies-ADRIAN	38.05
					Totals for 181900371	38.05
10/25/2018	181900372	10 E 800 324 254300		VALLEY BUILDERS & HARDWARE CO	DOOR OPERATOR REPAIR	185.20
					Totals for 181900372	185.20
10/26/2018	181900373	10 E 800 325 223100		CESSPOOL CLEANER COMPANY INC.	Service/Rental of Portable Toilets-FB SEPT 2018	427.45
					Totals for 181900373	427.45
10/10/2018	181900374	27 E 700 411 214100		FASTEBRIDGE LEARNING, LLC	Fastbridge Grades 6-12	-5,649.00
	181900374	10 E 800 411 214100		FASTEBRIDGE LEARNING, LLC	Fastbridge Grades 6-12	5,649.00
10/26/2018	181900374	27 E 700 411 214100		FASTEBRIDGE LEARNING, LLC	Fastbridge Grades 6-12	5,649.00
					Totals for 181900374	5,649.00
10/26/2018	181900375	10 E 400 411 126000		FLINN SCIENTIFIC INC.	Lab Supplies-HARP	77.49
	181900375	10 E 400 411 126000		FLINN SCIENTIFIC INC.	Lab Supplies-HARP. CHANGE ACCT	-77.49
	181900375	10 E 800 470 120000		FLINN SCIENTIFIC INC.	Lab Supplies-HARP. CHANGE ACCT	77.49
					Totals for 181900375	77.49
10/26/2018	181900376	27 E 700 411 158000		MARCZINKE, STEVE	SAMS CLUB & OFFICE DEPOT	85.79
					Totals for 181900376	85.79
10/26/2018	181900377	10 E 800 291 221300		MCCUTCHEON, DONALD	CONCORDIA RECEIPT456730	1,205.00
					Totals for 181900377	1,205.00
10/26/2018	181900378	10 E 400 413 223100		R SCHOOL TODAY	rSchoolToday (DWC) Invoice	390.00
10/31/2018	181900378	10 E 400 413 223100		R SCHOOL TODAY	rSchoolToday (DWC) Invoice-VOID BANK ACCT CLOSED	-390.00
					Totals for 181900378	0.00
10/26/2018	181900379	10 E 100 417 110000		SCHOOL SPECIALTY, INC.	CONSTRUCTION PAPER-AES	606.02
					Totals for 181900379	606.02
10/26/2018	181900380	27 E 700 341 256750		STUDENT TRANSIT EAU CLAIRE, IN	SPECIAL OLYMPICS @ WAGNERS SEPT 17,20,24,27	115.80
					Totals for 181900380	115.80
10/26/2018	181900381	10 E 800 358 295000		WISCNET	NETWORK ACCESS QRTLY FEE JULY 1-SEPT 30, 2018	1,350.00
	181900381	10 E 800 358 295000		WISCNET	COMM END TO END FIBER QRTLY FEE JULY 1- SEPT 30, 2018	962.88
					Totals for 181900381	2,312.88
10/30/2018	181900382	10 E 800 324 254300		CERTIFIED INC	Install Laser engraver exhaust in Fab Lab per quote	1,364.95

CHECK DATE	CHECK ACCOUNT			VENDOR	INVOICE	AMOUNT
	NUMBER	NUMBER	NUMBER		DESCRIPTION	
					MP#23286	
					Totals for 181900382	1,364.95
10/30/2018	181900383	10 E 200 411 126000		FLINN SCIENTIFIC INC.	General Science	29.52
					Supplies-THIEL	
					Totals for 181900383	29.52
10/30/2018	181900384	10 E 800 432 222200		FOLLETT SCHOOL SOLUTIONS, INC.	MS Library Book Order	1,461.24
					Totals for 181900384	1,461.24
10/30/2018	181900385	10 E 100 310 122000		GUNDERSON, AMANDA	Parent/Teacher Conferences	90.00
					interpreting	
					Totals for 181900385	90.00
10/30/2018	181900386	10 E 800 411 253300		HILLYARD, INC - EAU CLAIRE	ORDER#54249592	81.58
					Totals for 181900386	81.58
10/30/2018	181900387	10 E 100 411 121000		NASCO	Art Supplies: paint, glue, brushes and craft materials-WERNER	33.92
					Totals for 181900387	33.92
10/30/2018	181900388	10 E 800 324 254300		NATIONAL ELEVATOR SERVICES INC	State Inspection for Vertical Lifts	303.55
					Totals for 181900388	303.55
10/30/2018	181900390	10 E 800 324 254300		NET GUARD SECURITY SOLUTIONS	SYSTEM TROUBLE AFTER STORM, DOORS NOT WORKING 6-18-18	2,220.46
	181900390	10 E 800 324 254300		NET GUARD SECURITY SOLUTIONS	ANNUAL BILLING AGREEMENT AMS	216.00
	181900390	10 E 800 324 254300		NET GUARD SECURITY SOLUTIONS	ANNUAL BILLING AGREEMENT ELEVATOR	372.00
	181900390	10 E 800 324 254300		NET GUARD SECURITY SOLUTIONS	ANNUAL BILLING AGREEMENT 4 ELEVATORS	840.00
	181900390	10 E 800 324 254300		NET GUARD SECURITY SOLUTIONS	ORDER#14615 HID GLOBAL PROXKEY iii	600.00
	181900390	10 E 800 324 254300		NET GUARD SECURITY SOLUTIONS	Materials and Labor to install card reader on Door M 7	1,770.00
					Totals for 181900390	6,018.46
10/30/2018	181900391	10 E 800 342 232100		ORTH, JOYCE	WASSA CONF- WI DELLS	147.15
					Totals for 181900391	147.15
10/30/2018	181900392	10 E 800 411 295000		RICHARDS, JESSICA	Tech Lunch food	46.20
					Totals for 181900392	46.20
10/30/2018	181900393	10 E 100 411 110000		SCHOOL SPECIALTY, INC.	OFFICE SUPPLIES-BOSS	83.35
					Totals for 181900393	83.35
10/30/2018	181900394	10 E 200 411 241000		STAPLES	office supplies-WATT	16.02
					Totals for 181900394	16.02
10/30/2018	181900395	10 E 800 310 162101		SUSIA RUDELLEL CHOREOGRAPHY, LL	LYFT FARE REIMBURSEMENT	48.32
					Totals for 181900395	48.32
11/01/2018	181900396	10 E 400 187 162210		HOFF, CHRISTINE	GAME WORKER	30.00

CHECK DATE	CHECK ACCOUNT			VENDOR	INVOICE	
	NUMBER	NUMBER	NUMBER		DESCRIPTION	AMOUNT
11/01/2018	181900396	10 E 400 187 162121	162121	HOFF, CHRISTINE	GAME WORKER	30.00
	181900396	10 E 400 187 162121	162121	HOFF, CHRISTINE	GAME WORKER	40.00
					Totals for 181900396	100.00
11/01/2018	181900397	10 E 400 187 162210	162210	KENT, STEVEN	GAME WORKER	40.00
	181900397	10 E 400 187 162121	162121	KENT, STEVEN	GAME WORKER	40.00
	181900397	10 E 400 187 162121	162121	KENT, STEVEN	GAME WORKER	40.00
	181900397	10 E 400 187 162121	162121	KENT, STEVEN	GAME WORKER	40.00
					Totals for 181900397	160.00
11/01/2018	181900398	10 E 400 187 162210	162210	KLEINKE, CLIFFORD	GAME WORKER	40.00
					Totals for 181900398	40.00
11/01/2018	181900399	10 E 400 187 162210	162210	LIMA, TIMOTHY	GAME WORKER	30.00
	181900399	10 E 400 187 162121	162121	LIMA, TIMOTHY	GAME WORKER	30.00
	181900399	10 E 400 187 162121	162121	LIMA, TIMOTHY	GAME WORKER	40.00
					Totals for 181900399	100.00
11/01/2018	181900400	10 E 400 187 162210	162210	SANDEN, BRUCE	GAME WORKER	40.00
					Totals for 181900400	40.00
11/01/2018	181900401	10 E 400 187 162210	162210	SKOGSTAD, CHAD	GAME WORKER	40.00
					Totals for 181900401	40.00
11/01/2018	181900403	10 E 400 187 162121	162121	SPRINGER, WENDY	GAME WORKER	60.00
	181900403	10 E 400 187 162121	162121	SPRINGER, WENDY	GAME WORKER	40.00
	181900403	10 E 400 187 162121	162121	SPRINGER, WENDY	GAME WORKER	30.00
	181900403	10 E 400 187 162121	162121	SPRINGER, WENDY	GAME WORKER	40.00
	181900403	10 E 400 187 162121	162121	SPRINGER, WENDY	GAME WORKER	40.00
	181900403	10 E 400 187 162210	162210	SPRINGER, WENDY	GAME WORKER	40.00
	181900403	10 E 400 187 162121	162121	SPRINGER, WENDY	GAME WORKER	100.00
	181900403	10 E 400 187 162121	162121	SPRINGER, WENDY	GAME WORKER	30.00
	181900403	10 E 400 187 162121	162121	SPRINGER, WENDY	GAME WORKER	30.00
					Totals for 181900403	410.00
11/01/2018	181900404	10 E 400 187 162121	162121	WEISHEIPL, DAVID	GAME WORKER	30.00
	181900404	10 E 400 187 162121	162121	WEISHEIPL, DAVID	GAME WORKER	40.00
					Totals for 181900404	70.00
11/01/2018	181900405	10 E 800 293 291000	291000	AUL HEALTH BENEFIT TRUST	SUPPORT STAFF HRA CONTRIBUTIONS	1,877.50
					Totals for 181900405	1,877.50
11/01/2018	181900406	10 A 000 000 714200	714200	BIEDRON, CONSTANCE	PREMIUM DIFFERENCE REFUND NOV. 2018	278.13
					Totals for 181900406	278.13
11/01/2018	181900407	10 E 200 342 141000	141000	EMERSON, GREGORY	WHPE CONF. MILEAGE, MEALS	156.45
	181900407	10 E 200 411 143000	143000	EMERSON, GREGORY	WHPE Conference-HOTEL & REGISTRATION	301.95
					Totals for 181900407	458.40
11/01/2018	181900408	10 E 800 432 222200	222200	FOLLETT SCHOOL SOLUTIONS, INC.	AES Follett Book Order 18/19 #1	426.79
					Totals for 181900408	426.79

CHECK DATE	CHECK ACCOUNT		VENDOR	INVOICE		AMOUNT
	NUMBER	NUMBER		DESCRIPTION		
11/01/2018	181900409	27 E 700 342 156700	JENSEN, PATRICIA	OCT, 2018 MILEAGE		76.52
				Totals for 181900409		76.52
11/01/2018	181900410	10 E 800 310 295000	LIERMAN, ANDREW	Reimbursement for Home Internet Access. June through November 2018		300.00
				Totals for 181900410		300.00
11/01/2018	181900411	50 E 800 324 257220	METROPOLITAN SERVICES, INC % A	High school kitchen equipment repair less discount		573.34
				Totals for 181900411		573.34
11/01/2018	181900412	27 E 700 342 221300	PEARSON EDUCATION	Pearson Clinical Assessment		260.00
				Orders Previous Invoice(s):		
	181900412	27 E 700 342 221300	PEARSON EDUCATION	Pearson Clinical Assessment		81.25
				Orders Previous Invoice(s):		
				Totals for 181900412		341.25
11/01/2018	181900413	10 E 400 310 162121	CAMPBELL, SCOTT	OFFICIAL		83.10
				Totals for 181900413		83.10
11/01/2018	181900414	80 E 200 310 392205	CRAWFORD, RICKY	OFFICIAL		45.00
				Totals for 181900414		45.00
11/01/2018	181900415	10 E 400 310 162121	SCHREINER, LYNN	OFFICIAL		30.00
				Totals for 181900415		30.00
11/01/2018	181900416	10 E 400 310 162121	UPWARD, TIMOTHY	OFFICIAL		30.00
				Totals for 181900416		30.00
11/01/2018	181900417	80 E 200 310 392205	WILSON, TIMOTHY	OFFICIAL		45.00
				Totals for 181900417		45.00
11/01/2018	181900418	10 E 400 310 162121	YSTEBO, LANCE	OFFICIAL		75.00
				Totals for 181900418		75.00
11/02/2018	181900419	10 L 000 000 811670	VOYA INSTITUTIONAL TRUST COMPA	403(B)S		295.00
	181900419	27 L 000 000 811670	VOYA INSTITUTIONAL TRUST COMPA	403(B)S		55.00
	181900419	10 L 000 000 811670	VOYA INSTITUTIONAL TRUST COMPA	403(B)S		100.00
				Totals for 181900419		450.00
11/08/2018	181900420	10 E 400 411 223100	BIG ATHLETICS	Gym Floor Covering		349.12
				Totals for 181900420		349.12
11/08/2018	181900421	10 E 800 432 222200	FOLLETT SCHOOL SOLUTIONS, INC.	AES Follett Book Order 18/19 #1		1,328.20
				Totals for 181900421		1,328.20
11/08/2018	181900422	10 E 800 411 295000	DATTO, INC	Google Apps Education Plan Students - Annual 2018-2019		3,840.48
				Totals for 181900422		3,840.48
11/08/2018	181900423	10 E 800 310 295000	DAVENPORT GROUP	Server and SAN warranty for 1 year.		1,360.00
	181900423	10 E 800 310 295000	DAVENPORT GROUP	Server and SAN warranty for 1 year.		1,780.00

CHECK DATE	CHECK ACCOUNT			VENDOR	INVOICE	AMOUNT
	NUMBER	NUMBER	NUMBER		DESCRIPTION	
					Totals for 181900423	3,140.00
11/08/2018	181900424	27 E 700 342 218100		DAVIS, NICOLE	MILEAGE OCT, 2018	134.02
					Totals for 181900424	134.02
11/08/2018	181900425	27 E 700 440 158000		INSTITUTE FOR MULTI-SENSORY ED	O-G Phoneme pack	70.29
					Totals for 181900425	70.29
11/08/2018	181900426	10 E 400 342 162118		MIDWEST TROPHY HOUSE	Trophies for Tennis Banquet	65.00
					Totals for 181900426	65.00
11/08/2018	181900427	10 E 800 310 295000		NET GUARD SECURITY SOLUTIONS	High School - Add Card Access Control and Aiphone to exterior door at the MS entrance door M5 for the Alternative Ed School.	2,345.00
					Totals for 181900427	2,345.00
11/08/2018	181900428	10 E 800 342 248000		NOEL, TERRI	OCT, 2018 MILEAGE	64.20
					Totals for 181900428	64.20
11/08/2018	181900429	27 E 700 411 158000		ORIGO EDUCATION	math fluency intervention: MULT/DIVIS	312.29
					Totals for 181900429	312.29
11/08/2018	181900430	10 E 400 413 223100		R SCHOOL TODAY	ACTIVIITES REG RENEWAL JULY 1, 2018-JUNE 30, 2019	390.00
					Totals for 181900430	390.00
11/08/2018	181900431	27 E 700 411 158000		REALLY GOOD STUFF, INC.	Classroom supplies-PLANERT	179.95
					Totals for 181900431	179.95
11/08/2018	181900432	10 E 800 324 254300		RTS ROOFING, INC.	Investigated and repair roof leak.	181.42
					Totals for 181900432	181.42
11/08/2018	181900433	10 E 800 411 162101		SCHMITT MUSIC COMPANY	Music for In Training Show Choir-Music	526.06
					Totals for 181900433	526.06
11/08/2018	181900434	27 E 700 411 158000		SCHOLASTIC INC	Scholastic Magazine-ADRIAN	156.59
					Totals for 181900434	156.59
11/08/2018	181900435	10 E 800 310 162101		SUSIA RUDELLEL CHOREOGRAPHY, LL	Payment for In Training Choreography	250.00
	181900435	10 E 800 310 162101		SUSIA RUDELLEL CHOREOGRAPHY, LL	Payment for Locomotion and In Training Choreography	2,500.00
					Totals for 181900435	2,750.00
11/08/2018	181900436	10 E 400 310 162400		THIRTEENTH STRONG	COMPENSATION FOR 13TH STRONG 2018-2018 SCHOOL YEAR PROGRAM-INSTALLMENT 1 OF 4	5,812.50
					Totals for 181900436	5,812.50
11/08/2018	181900437	80 E 200 949 393101		WISCONSIN HIGH SCHOOL FORENSIC	Annual membership fee for middle school forensics	150.00

CHECK DATE	CHECK ACCOUNT		VENDOR	INVOICE	
	NUMBER	NUMBER		DESCRIPTION	AMOUNT
				Totals for 181900437	150.00
11/08/2018	181900438	10 R 800 271 500000	WIAA	WIAA reimbursement from regional volleyball game	282.97
	181900438	10 R 800 271 500000	WIAA	WIAA reimbursement from hosting the sectional girls volleyball final.	1,595.95
				Totals for 181900438	1,878.92
11/13/2018	181900441	27 E 700 411 158000	AZTEC SOFTWARE	Aztec's GED Flash software	625.00
				Totals for 181900441	625.00
11/13/2018	181900442	10 E 800 411 232100	BIG ATHLETICS	staff t- shirts	2,155.48
				Totals for 181900442	2,155.48
11/13/2018	181900443	10 E 800 324 254300	BRAUN CORPORATION LLC	REPLACE DOOOR LOCK #3	1,653.00
				Totals for 181900443	1,653.00
11/13/2018	181900444	10 E 800 358 295000	CESA 6	CMS 4SCHOOLS 18-19 ANNUAL FEE & STORAGE	3,134.00
				Totals for 181900444	3,134.00
11/13/2018	181900445	10 E 800 324 254300	CINTAS	MOPS AES	58.69
	181900445	10 E 800 324 254300	CINTAS	MOPS AMS	223.36
	181900445	10 E 800 324 254300	CINTAS	MOPS AHS	253.43
				Totals for 181900445	535.48
11/13/2018	181900446	10 E 800 432 222200	FOLLETT SCHOOL SOLUTIONS, INC.	MS Library Book Order	453.32
				Totals for 181900446	453.32
11/13/2018	181900447	10 E 800 411 295000	HEARTLAND BUSINESS SYSTEMS	Technology insurance claim equipment	359.78
				Totals for 181900447	359.78
11/13/2018	181900448	10 E 800 411 253300	HILLYARD, INC - EAU CLAIRE	SALES #3000184449	815.30
				Totals for 181900448	815.30
11/13/2018	181900449	10 E 400 411 125500	JW PEPPER	Marching Band Music for Fall 2018-50 WAYS TO SAY GBYE, BELIEVER,HAVANA	194.99
	181900449	10 E 400 411 125500	JW PEPPER	Music for Winter Concert (HS)-AVA MARIA, FESTIVE CHRISTMAS	154.99
	181900449	10 E 400 411 125500	JW PEPPER	September for Jazz Band	60.99
	181900449	10 E 400 411 125500	JW PEPPER	Autumn Leaves arr. Blair	53.99
				Totals for 181900449	464.96
11/13/2018	181900450	27 E 700 342 152000	LATTIMORE, TAMARA	OCT 2018 MILEAGE	69.90
				Totals for 181900450	69.90
11/13/2018	181900451	10 E 800 483 295000	MARYN SOLUTIONS, LLC	eduClimber-LICENSES	6,544.00
				Totals for 181900451	6,544.00
11/13/2018	181900452	10 E 200 411 121000	NASCO	Art supplies-BURGRAFF	516.00
				Totals for 181900452	516.00



CHECK DATE	CHECK ACCOUNT			VENDOR	INVOICE		AMOUNT
	NUMBER	NUMBER			DESCRIPTION		
11/13/2018	181900453	10 E 200 411 125500		SCHMITT MUSIC COMPANY	Mike Balter Mallets (2 of them)		47.90
					Totals for 181900453		47.90
11/13/2018	181900454	10 E 100 341 256770		STUDENT TRANSIT EAU CLAIRE, IN	OCT CHARTERS		360.00
	181900454	10 E 200 341 256770		STUDENT TRANSIT EAU CLAIRE, IN	OCT CHARTERS		123.75
	181900454	10 E 400 341 256740		STUDENT TRANSIT EAU CLAIRE, IN	OCT CHARTERS		4,573.95
	181900454	10 E 400 341 256770		STUDENT TRANSIT EAU CLAIRE, IN	OCT CHARTERS		406.25
	181900454	10 E 150 341 256770		STUDENT TRANSIT EAU CLAIRE, IN	OCT CHARTERS		1,935.15
	181900454	80 E 200 341 256790		STUDENT TRANSIT EAU CLAIRE, IN	OCT CHARTERS		2,970.70
	181900454	27 E 700 341 256750		STUDENT TRANSIT EAU CLAIRE, IN	OCT CHARTERS		450.00
	181900454	10 E 800 341 256710		STUDENT TRANSIT EAU CLAIRE, IN	HOME TO SCHOOL CONTRACT OCT, 2018		64,830.27
	181900454	27 E 700 341 256750		STUDENT TRANSIT EAU CLAIRE, IN	HOME TO SCHOOL CONTRACT OCT, 2018		18,170.98
					Totals for 181900454		93,821.05
11/13/2018	181900455	27 E 700 342 152000		WEIX, DONNA	OCT, 2018 MILEAGE		167.86
					Totals for 181900455		167.86
11/13/2018	181900456	10 E 800 310 231500		WELD RILEY, S.C.	GENERAL LABOR		376.00
					Totals for 181900456		376.00
11/13/2018	181900458	10 E 400 310 162105		CLAY, ROSS	OFFICIAL		90.00
					Totals for 181900458		90.00
11/13/2018	181900459	80 E 200 310 392205		CRAWFORD, RICKY	OFFICIAL		45.00
					Totals for 181900459		45.00
11/13/2018	181900460	80 E 200 310 392205		FISCHER, EMMA	OFFICIAL		135.00
					Totals for 181900460		135.00
11/13/2018	181900461	10 E 400 310 162105		KLEINKE, CLIFFORD	OFFICIAL		90.00
					Totals for 181900461		90.00
11/13/2018	181900462	10 E 400 310 162105		SANDEN, BRUCE	OFFICIAL		90.00
					Totals for 181900462		90.00
11/13/2018	181900463	80 E 200 310 392205		WILSON, TIMOTHY	OFFICIAL		135.00
					Totals for 181900463		135.00
11/13/2018	181900464	10 E 400 187 162105		HOFF, CHRISTINE	GAME WORKER		30.00
					Totals for 181900464		30.00
11/13/2018	181900465	10 E 400 187 162105		LIMA, TIMOTHY	GAME WORKER		40.00
					Totals for 181900465		40.00
11/13/2018	181900466	10 E 400 187 162105		SUMNER, JOHN	GAME WORKER		60.00
					Totals for 181900466		60.00
11/13/2018	181900467	10 E 400 187 162105		WEISHEIPL, DAVID	GAME WORKER		40.00
					Totals for 181900467		40.00
10/18/2018	201800610	10 A 000 000 711101		CCF BANK	NET PAYROLL - 10/23/18		262,536.65
	201800610	27 A 000 000 711101		CCF BANK	NET PAYROLL - 10/23/18		54,252.98
	201800610	50 A 000 000 711101		CCF BANK	NET PAYROLL - 10/23/18		6,416.17

CHECK DATE	CHECK ACCOUNT			VENDOR	INVOICE	
	NUMBER	NUMBER			DESCRIPTION	AMOUNT
10/18/2018	201800610	80 A 000 000	711101	CCF BANK	NET PAYROLL - 10/23/18	4,100.73
					Totals for 201800610	327,306.53
10/23/2018	201800611	10 L 000 000	811612	EFTPS	FEDERAL TAXES	436.53
	201800611	27 L 000 000	811612	EFTPS	FEDERAL TAXES	54.75
	201800611	50 L 000 000	811612	EFTPS	FEDERAL TAXES	12.00
	201800611	10 L 000 000	811612	EFTPS	FEDERAL TAXES	28,424.08
	201800611	27 L 000 000	811612	EFTPS	FEDERAL TAXES	5,204.64
	201800611	50 L 000 000	811612	EFTPS	FEDERAL TAXES	179.44
	201800611	80 L 000 000	811612	EFTPS	FEDERAL TAXES	299.53
	201800611	10 L 000 000	811611	EFTPS	FICA TAXES	23,157.50
	201800611	27 L 000 000	811611	EFTPS	FICA TAXES	4,641.46
	201800611	50 L 000 000	811611	EFTPS	FICA TAXES	480.96
	201800611	80 L 000 000	811611	EFTPS	FICA TAXES	317.53
	201800611	10 L 000 000	811611	EFTPS	MEDICARE TAXES	5,415.91
	201800611	27 L 000 000	811611	EFTPS	MEDICARE TAXES	1,085.54
	201800611	50 L 000 000	811611	EFTPS	MEDICARE TAXES	112.49
	201800611	80 L 000 000	811611	EFTPS	MEDICARE TAXES	74.26
	201800611	10 L 000 000	811611	EFTPS	MEDICARE TAXES	5,415.91
	201800611	27 L 000 000	811611	EFTPS	MEDICARE TAXES	1,085.54
	201800611	50 L 000 000	811611	EFTPS	MEDICARE TAXES	112.49
	201800611	80 L 000 000	811611	EFTPS	MEDICARE TAXES	74.26
	201800611	10 L 000 000	811611	EFTPS	FICA TAXES	23,157.50
	201800611	27 L 000 000	811611	EFTPS	FICA TAXES	4,641.46
	201800611	50 L 000 000	811611	EFTPS	FICA TAXES	480.96
	201800611	80 L 000 000	811611	EFTPS	FICA TAXES	317.53
					Totals for 201800611	105,182.27
10/23/2018	201800612	10 L 000 000	811671	GREAT-WEST RETIREMENT SERVICES	DEFERRED COMPENSATION	2,578.33
	201800612	27 L 000 000	811671	GREAT-WEST RETIREMENT SERVICES	DEFERRED COMPENSATION	0.00
					Totals for 201800612	2,578.33
10/23/2018	201800613	10 L 000 000	811670	HORACE MANN LIFE INS COMPANY	403(B) DEDUCTIONS	2,396.65
	201800613	27 L 000 000	811670	HORACE MANN LIFE INS COMPANY	403(B) DEDUCTIONS	600.00
					Totals for 201800613	2,996.65
10/23/2018	201800614	10 L 000 000	811691	WEA TRUST ADVANTAGE	PAYROLL DEDUCTIONS	85.84
	201800614	10 L 000 000	811691	WEA TRUST ADVANTAGE	PAYROLL DEDUCTIONS	95.70
	201800614	27 L 000 000	811691	WEA TRUST ADVANTAGE	PAYROLL DEDUCTIONS	8.69
	201800614	10 L 000 000	811691	WEA TRUST ADVANTAGE	PAYROLL DEDUCTIONS	20.54
	201800614	10 L 000 000	811670	WEA TRUST ADVANTAGE	403(B) DEDUCTIONS	260.93
	201800614	10 L 000 000	811670	WEA TRUST ADVANTAGE	403(B) DEDUCTIONS	2,972.33
	201800614	27 L 000 000	811670	WEA TRUST ADVANTAGE	403(B) DEDUCTIONS	284.00
	201800614	10 L 000 000	811670	WEA TRUST ADVANTAGE	403(B)S	1,266.68
	201800614	27 L 000 000	811670	WEA TRUST ADVANTAGE	403(B)S	291.67
	201800614	10 L 000 000	811670	WEA TRUST ADVANTAGE	ROTH IRA'S	233.00
	201800614	27 L 000 000	811670	WEA TRUST ADVANTAGE	ROTH IRA'S	0.00
	201800614	10 L 000 000	811670	WEA TRUST ADVANTAGE	403(B)S	2,128.50
	201800614	27 L 000 000	811670	WEA TRUST ADVANTAGE	403(B)S	184.00
					Totals for 201800614	7,831.88
10/23/2018	201800615	10 L 000 000	811613	WISCONSIN DEPT OF REVENUE	STATE TAXES	132.60
	201800615	27 L 000 000	811613	WISCONSIN DEPT OF REVENUE	STATE TAXES	3.59
	201800615	50 L 000 000	811613	WISCONSIN DEPT OF REVENUE	STATE TAXES	6.81
	201800615	10 L 000 000	811613	WISCONSIN DEPT OF REVENUE	STATE TAXES	17,233.71
	201800615	27 L 000 000	811613	WISCONSIN DEPT OF REVENUE	STATE TAXES	3,214.46

CHECK DATE	CHECK ACCOUNT			VENDOR	INVOICE		AMOUNT
	NUMBER	NUMBER	NUMBER		DESCRIPTION		
10/23/2018	201800615	50 L 000 000	811613	WISCONSIN DEPT OF REVENUE	STATE TAXES		133.36
	201800615	80 L 000 000	811613	WISCONSIN DEPT OF REVENUE	STATE TAXES		169.11
					Totals for 201800615		20,893.64
10/23/2018	201800616	10 L 000 000	811614	DIVERSIFIED BENEFIT SERVICES I	FSA BENEFITS CARDS - 10/21/18		864.90
					Totals for 201800616		864.90
10/23/2018	201800617	10 L 000 000	811614	DIVERSIFIED BENEFIT SERVICES I	FSA REIMBURSEMENTS - 10/26/18		193.31
	201800617	27 L 000 000	811614	DIVERSIFIED BENEFIT SERVICES I	FSA REIMBURSEMENTS - 10/26/18		415.00
					Totals for 201800617		608.31
10/23/2018	201800618	10 A 000 000	714200	DIVERSIFIED BENEFIT SERVICES I	HRA REIMBURSEMENTS - 10/26/18		4,315.40
	201800618	10 E 800 249	259000	DIVERSIFIED BENEFIT SERVICES I	HRA REIMBURSEMENTS - 10/26/18		5,808.96
					Totals for 201800618		10,124.36
10/12/2018	201800619	10 E 800 310	263300	CENTURYLINK - BUSINESS SERVICE	ACCT#9665		40.96
					Totals for 201800619		40.96
10/20/2018	201800620	10 E 800 336	253300	EC ENERGY COOPERATIVE	AUG 28- SEPT 27, 2018		5,365.33
					Totals for 201800620		5,365.33
10/10/2018	201800621	10 E 800 411	252000	MAGIC-WRIGHTER	SEPT TRANSACTIONS		46.00
					Totals for 201800621		46.00
10/18/2018	201800622	10 E 800 470	120000	ROZZY LEARNING COMPANY	Subscription to Rozzy Technology and Science Curriculum for grades k-5		850.00
					Totals for 201800622		850.00
10/09/2018	201800623	10 E 800 331	253300	XCEL ENERGY	AHS, FBF, GARAGE, MS LAB, AIS, AES, EEC, ALT SCH, STORAGE		1,043.74
	201800623	10 E 800 336	253300	XCEL ENERGY	AHS, FBF, GARAGE, MS LAB, AIS, AES, EEC, ALT SCH, STORAGE		20,289.25
					Totals for 201800623		21,332.99
10/31/2018	201800960	10 L 000 000	811621	WISCONSIN RETIREMENT SYSTEM	WRS RETIREMENT		19,197.72
	201800960	27 L 000 000	811621	WISCONSIN RETIREMENT SYSTEM	WRS RETIREMENT		3,475.80
	201800960	10 L 000 000	811622	WISCONSIN RETIREMENT SYSTEM	WRS RETIREMENT		3,802.87
	201800960	27 L 000 000	811622	WISCONSIN RETIREMENT SYSTEM	WRS RETIREMENT		1,200.26
	201800960	50 L 000 000	811622	WISCONSIN RETIREMENT SYSTEM	WRS RETIREMENT		32.65
	201800960	80 L 000 000	811622	WISCONSIN RETIREMENT SYSTEM	WRS RETIREMENT		59.01
	201800960	10 L 000 000	811621	WISCONSIN RETIREMENT SYSTEM	WRS RETIREMENT		19,197.72
	201800960	27 L 000 000	811621	WISCONSIN RETIREMENT SYSTEM	WRS RETIREMENT		3,475.80
	201800960	10 L 000 000	811622	WISCONSIN RETIREMENT SYSTEM	WRS RETIREMENT		3,802.87
	201800960	27 L 000 000	811622	WISCONSIN RETIREMENT SYSTEM	WRS RETIREMENT		1,200.26
	201800960	50 L 000 000	811622	WISCONSIN RETIREMENT SYSTEM	WRS RETIREMENT		32.65
	201800960	80 L 000 000	811622	WISCONSIN RETIREMENT SYSTEM	WRS RETIREMENT		59.01
	201800960	10 L 000 000	811621	WISCONSIN RETIREMENT SYSTEM	WRS RETIREMENT		18,563.11
	201800960	27 L 000 000	811621	WISCONSIN RETIREMENT SYSTEM	WRS RETIREMENT		3,370.52
	201800960	80 L 000 000	811621	WISCONSIN RETIREMENT SYSTEM	WRS RETIREMENT		188.18
	201800960	10 L 000 000	811622	WISCONSIN RETIREMENT SYSTEM	WRS RETIREMENT		3,502.16
	201800960	27 L 000 000	811622	WISCONSIN RETIREMENT SYSTEM	WRS RETIREMENT		1,186.73
	201800960	50 L 000 000	811622	WISCONSIN RETIREMENT SYSTEM	WRS RETIREMENT		243.77
	201800960	80 L 000 000	811622	WISCONSIN RETIREMENT SYSTEM	WRS RETIREMENT		74.72

CHECK DATE	CHECK ACCOUNT			VENDOR	INVOICE		AMOUNT
	NUMBER	NUMBER	NUMBER		DESCRIPTION		
10/31/2018	201800960	10 L 000 000	811621	WISCONSIN RETIREMENT SYSTEM	WRS RETIREMENT		18,563.11
	201800960	27 L 000 000	811621	WISCONSIN RETIREMENT SYSTEM	WRS RETIREMENT		3,370.52
	201800960	80 L 000 000	811621	WISCONSIN RETIREMENT SYSTEM	WRS RETIREMENT		188.18
	201800960	10 L 000 000	811622	WISCONSIN RETIREMENT SYSTEM	WRS RETIREMENT		3,502.16
	201800960	27 L 000 000	811622	WISCONSIN RETIREMENT SYSTEM	WRS RETIREMENT		1,186.73
	201800960	50 L 000 000	811622	WISCONSIN RETIREMENT SYSTEM	WRS RETIREMENT		243.77
	201800960	80 L 000 000	811622	WISCONSIN RETIREMENT SYSTEM	WRS RETIREMENT		74.72
					Totals for 201800960		109,795.00
10/31/2018	201800961	10 E 800 310	252100	EMPLOYEE BENEFITS CORPORATION	COBRA ADMINISTRATIVE FEES		158.00
					Totals for 201800961		158.00
10/31/2018	201800962	10 L 000 000	811614	DIVERSIFIED BENEFIT SERVICES I	FSA BENEFITS CARDS - 10/31/18		647.94
					Totals for 201800962		647.94
10/31/2018	201800963	27 L 000 000	811614	DIVERSIFIED BENEFIT SERVICES I	FSA REIMBURSEMENTS - 11/02/18		813.20
					Totals for 201800963		813.20
10/31/2018	201800964	10 A 000 000	714200	DIVERSIFIED BENEFIT SERVICES I	HRA REIMBURSEMENTS - 11/02/18		3,554.54
	201800964	10 E 800 249	259000	DIVERSIFIED BENEFIT SERVICES I	HRA REIMBURSEMENTS - 11/02/18		6,253.07
					Totals for 201800964		9,807.61
10/31/2018	201800965	10 E 800 411	252000	CCF BANK	DEPOSIT BOOKS		95.43
					Totals for 201800965		95.43
10/31/2018	201800966	10 E 800 941	252000	CCF BANK	OCTOBER CREDIT CARD FEES		83.80
					Totals for 201800966		83.80
11/01/2018	201800967	10 L 000 000	811635	DELTA DENTAL	DENTAL INS BENEFITS		8,382.91
	201800967	27 L 000 000	811635	DELTA DENTAL	DENTAL INS BENEFITS		1,822.97
	201800967	80 L 000 000	811635	DELTA DENTAL	DENTAL INS BENEFITS		29.86
	201800967	10 L 000 000	811635	DELTA DENTAL	DENTAL INS BENEFITS		8,460.26
	201800967	27 L 000 000	811635	DELTA DENTAL	DENTAL INS BENEFITS		1,898.80
	201800967	80 L 000 000	811635	DELTA DENTAL	DENTAL INS BENEFITS		29.86
	201800967	10 L 000 000	811635	DELTA DENTAL	INSURANCE ADJUSTMENTS		637.82
					Totals for 201800967		21,262.48
10/31/2018	201800968	10 R 800 280	500000	CCF BANK	OCTOBER INTEREST & FEES		-80.82
	201800968	10 E 800 941	252000	CCF BANK	OCTOBER INTEREST & FEES		278.57
					Totals for 201800968		197.75
11/07/2018	201800971	10 A 000 000	711101	CCF BANK	NET PAYROLL - 11/7/18		247,852.44
	201800971	27 A 000 000	711101	CCF BANK	NET PAYROLL - 11/7/18		53,587.91
	201800971	50 A 000 000	711101	CCF BANK	NET PAYROLL - 11/7/18		5,467.59
	201800971	80 A 000 000	711101	CCF BANK	NET PAYROLL - 11/7/18		5,403.25
					Totals for 201800971		312,311.19
11/07/2018	201800972	10 L 000 000	811612	EFTPS	FEDERAL TAXES		434.30
	201800972	27 L 000 000	811612	EFTPS	FEDERAL TAXES		56.98
	201800972	50 L 000 000	811612	EFTPS	FEDERAL TAXES		12.00
	201800972	10 L 000 000	811612	EFTPS	FEDERAL TAXES		26,827.89
	201800972	27 L 000 000	811612	EFTPS	FEDERAL TAXES		5,140.57
	201800972	50 L 000 000	811612	EFTPS	FEDERAL TAXES		87.65
	201800972	80 L 000 000	811612	EFTPS	FEDERAL TAXES		347.82
	201800972	10 L 000 000	811611	EFTPS	FICA TAXES		21,920.81
	201800972	27 L 000 000	811611	EFTPS	FICA TAXES		4,582.15

CHECK DATE	CHECK ACCOUNT		VENDOR	INVOICE		AMOUNT
	NUMBER	NUMBER		DESCRIPTION		
11/07/2018	201800972	50 L 000 000	811611 EFTPS	FICA TAXES		404.14
	201800972	80 L 000 000	811611 EFTPS	FICA TAXES		418.03
	201800972	10 L 000 000	811611 EFTPS	MEDICARE TAXES		5,126.63
	201800972	27 L 000 000	811611 EFTPS	MEDICARE TAXES		1,071.68
	201800972	50 L 000 000	811611 EFTPS	MEDICARE TAXES		94.52
	201800972	80 L 000 000	811611 EFTPS	MEDICARE TAXES		97.78
	201800972	10 L 000 000	811611 EFTPS	MEDICARE TAXES		5,126.63
	201800972	27 L 000 000	811611 EFTPS	MEDICARE TAXES		1,071.68
	201800972	50 L 000 000	811611 EFTPS	MEDICARE TAXES		94.52
	201800972	80 L 000 000	811611 EFTPS	MEDICARE TAXES		97.78
	201800972	10 L 000 000	811611 EFTPS	FICA TAXES		21,920.81
	201800972	27 L 000 000	811611 EFTPS	FICA TAXES		4,582.15
	201800972	50 L 000 000	811611 EFTPS	FICA TAXES		404.14
	201800972	80 L 000 000	811611 EFTPS	FICA TAXES		418.03
				Totals for 201800972		100,338.69
11/07/2018	201800973	10 L 000 000	811671 GREAT-WEST RETIREMENT SERVICES	DEFERRED COMPENSATION		2,560.08
	201800973	27 L 000 000	811671 GREAT-WEST RETIREMENT SERVICES	DEFERRED COMPENSATION		0.00
	201800973	80 L 000 000	811671 GREAT-WEST RETIREMENT SERVICES	DEFERRED COMPENSATION		18.25
				Totals for 201800973		2,578.33
11/07/2018	201800974	10 L 000 000	811670 HORACE MANN LIFE INS COMPANY	403(B) DEDUCTIONS		2,396.65
	201800974	27 L 000 000	811670 HORACE MANN LIFE INS COMPANY	403(B) DEDUCTIONS		600.00
				Totals for 201800974		2,996.65
11/07/2018	201800975	10 L 000 000	811691 WEA TRUST ADVANTAGE	PAYROLL DEDUCTIONS		85.84
	201800975	10 L 000 000	811691 WEA TRUST ADVANTAGE	PAYROLL DEDUCTIONS		95.70
	201800975	10 L 000 000	811691 WEA TRUST ADVANTAGE	PAYROLL DEDUCTIONS		20.54
	201800975	10 L 000 000	811670 WEA TRUST ADVANTAGE	403(B) DEDUCTIONS		260.93
	201800975	10 L 000 000	811670 WEA TRUST ADVANTAGE	403(B) DEDUCTIONS		2,931.84
	201800975	27 L 000 000	811670 WEA TRUST ADVANTAGE	403(B) DEDUCTIONS		284.00
	201800975	80 L 000 000	811670 WEA TRUST ADVANTAGE	403(B) DEDUCTIONS		40.49
	201800975	10 L 000 000	811670 WEA TRUST ADVANTAGE	403(B)S		1,266.68
	201800975	27 L 000 000	811670 WEA TRUST ADVANTAGE	403(B)S		291.67
	201800975	10 L 000 000	811670 WEA TRUST ADVANTAGE	ROTH IRA'S		233.00
	201800975	27 L 000 000	811670 WEA TRUST ADVANTAGE	ROTH IRA'S		0.00
	201800975	10 L 000 000	811670 WEA TRUST ADVANTAGE	403(B)S		2,128.50
	201800975	27 L 000 000	811670 WEA TRUST ADVANTAGE	403(B)S		184.00
				Totals for 201800975		7,823.19
11/07/2018	201800976	10 L 000 000	811613 WISCONSIN DEPT OF REVENUE	STATE TAXES		129.47
	201800976	27 L 000 000	811613 WISCONSIN DEPT OF REVENUE	STATE TAXES		3.53
	201800976	50 L 000 000	811613 WISCONSIN DEPT OF REVENUE	STATE TAXES		10.00
	201800976	10 L 000 000	811613 WISCONSIN DEPT OF REVENUE	STATE TAXES		16,283.04
	201800976	27 L 000 000	811613 WISCONSIN DEPT OF REVENUE	STATE TAXES		3,186.47
	201800976	50 L 000 000	811613 WISCONSIN DEPT OF REVENUE	STATE TAXES		84.61
	201800976	80 L 000 000	811613 WISCONSIN DEPT OF REVENUE	STATE TAXES		203.67
				Totals for 201800976		19,900.79
11/07/2018	201800977	10 L 000 000	811614 DIVERSIFIED BENEFIT SERVICES I	FSA BENEFITS CARDS - 11/4/18		708.43
				Totals for 201800977		708.43
11/07/2018	201800978	10 L 000 000	811614 DIVERSIFIED BENEFIT SERVICES I	FSA REIMBURSEMENTS - 11/9/18		270.00
	201800978	27 L 000 000	811614 DIVERSIFIED BENEFIT SERVICES I	FSA REIMBURSEMENTS - 11/9/18		10.00
				Totals for 201800978		280.00

CHECK DATE	CHECK ACCOUNT			VENDOR	INVOICE DESCRIPTION	AMOUNT
	NUMBER	NUMBER	NUMBER			
11/07/2018	201800979	10 A 000 000 714200		DIVERSIFIED BENEFIT SERVICES I	HRA REIMBURSEMENTS - 11/9/18	1,999.57
	201800979	10 E 800 249 259000		DIVERSIFIED BENEFIT SERVICES I	HRA REIMBURSEMENTS - 11/9/18	2,457.54
					Totals for 201800979	4,457.11

Totals for checks 1,415,517.48

FUND SUMMARY

<u>FUND</u>	<u>DESCRIPTION</u>	<u>BALANCE SHEET</u>	<u>REVENUE</u>	<u>EXPENSE</u>	<u>TOTAL</u>
10	GENERAL	857,189.60	1,798.10	329,565.16	1,188,552.86
21	SPECIAL REVENUE TRUST FUND	0.00	0.00	-4,740.00	-4,740.00
27	SPECIAL EDUCATION FUND	173,732.16	0.00	24,630.32	198,362.48
50	FOOD SERVICE	15,146.69	0.00	1,218.16	16,364.85
80	COMMUNITY SERVICE	13,101.59	0.00	3,875.70	16,977.29
***	Fund Summary Totals ***	1,059,170.04	1,798.10	354,549.34	1,415,517.48

\*\*\*\*\* End of report \*\*\*\*\*

CHECK DATE	CHECK ACCOUNT		VENDOR	INVOICE	AMOUNT
	NUMBER	NUMBER		DESCRIPTION	
11/08/2018	8457	61 L 000 000 814499 000	BOB ROGERS TRAVEL	Payment to Bob Rogers Travels for New York Tour.	7,400.00
				Totals for 8457	7,400.00
11/08/2018	8458	61 L 000 000 814465 000	EAU CLAIRE CHILDREN'	Little House Christmas X5	60.00
				Totals for 8458	60.00
11/08/2018	8459	61 L 000 000 814801 000	EQUAL RIGHTS DIVISIO	STUDENT WORK PERMIT FEES: OCT 2018	52.50
				Totals for 8459	52.50
11/08/2018	8460	61 L 000 000 814499 000	MANHATTAN CONCERT PR	Payment number 3 for New York Tour to Manhattan Concert Productions	7,400.00
				Totals for 8460	7,400.00
11/08/2018	8461	61 L 000 000 814209 000	PARTNERS IN EDUCATIO	Donation from Hat Day fundraiser	200.00
				Totals for 8461	200.00
11/13/2018	8462	61 L 000 000 814480 000	DECA INC.	Payment for membership	350.00
				Totals for 8462	350.00
11/08/2018	????????	61 L 000 000 814110 000	COCA-COLA BOTTLING C	POP ORDER - AES	100.00
				Totals for 181900439	100.00
11/08/2018	????????	61 L 000 000 814477 000	INDIANHEAD FOODSERVI	Supplies for Store	272.71
11/08/2018	????????	61 L 000 000 814477 000	INDIANHEAD FOODSERVI	Supplies for Store	145.82
				Totals for 181900440	418.53
11/13/2018	????????	61 L 000 000 814209 000	WASC	JAM REGISTRATION-MS	542.00
				Totals for 181900457	542.00
10/31/2018	????????	61 L 000 000 814802 000	CCF BANK	RETURN DEPOSIT FEE	15.00
				Totals for 201800969	15.00
				Totals for checks	16,538.03



FUND SUMMARY

<u>FUND</u>	<u>DESCRIPTION</u>	<u>BALANCE SHEET</u>	<u>REVENUE</u>	<u>EXPENSE</u>	<u>TOTAL</u>
61	EXTRA CURRICULAR FUND	16,538.03	0.00	0.00	16,538.03
***	Fund Summary Totals ***	16,538.03	0.00	0.00	16,538.03

\*\*\*\*\* End of report \*\*\*\*\*

Used By	Name	Tran Date	Tran ID	Card Number	Where Used	Purch Vendor	Imp Date	Post Date	Status	App	Amount
	Line Description				PO Number	Invoice Number	Invoice Dt	Amount			
ALTHI	001 ALTOONA HIGH SCHOOL	09/28/2018	15858	XXXXXXXXXXXXXXXXXX	Amzn Mktp Us*mt1wa7mj2, Amzn.Co		10/08/2018		Invoiced	A	82.41
	2 supplies and displays				4001900123	705921-181000217	10/26/2018	82.41			
		09/28/2018	15859	XXXXXXXXXXXXXXXXXX	Amzn Mktp Us*mt9dc25b2, Amzn.Co		10/08/2018		Invoiced	A	89.95
	2 A copy of the DSM-5				4001900093	705921-181000218	10/26/2018	89.95			
		09/27/2018	15826	XXXXXXXXXXXXXXXXXX	Get Smart Products, 8008270673,		10/08/2018		Invoiced	A	50.25
	2 photo cubes				4001900176	705921-181000248	10/26/2018	30.40			
	3 keychains				4001900176	705921-181000248	10/26/2018	9.90			
	4 shipping				4001900176	705921-181000248	10/26/2018	9.95			
		09/27/2018	15827	XXXXXXXXXXXXXXXXXX	Walmart.Com, 8009666546, AR, 72		10/08/2018		Invoiced	A	14.96
	2 lab supplies for Chemistry, Physics, and Earth				4001900112	705921-181000249	10/26/2018	14.96			
		09/26/2018	15825	XXXXXXXXXXXXXXXXXX	Vernier Software & Tec, 503-277		10/08/2018		Invoiced	A	160.00
	2 Physics equipment from Vernier				4001900114	705921-181000250	10/26/2018	160.00			
		09/26/2018	15857	XXXXXXXXXXXXXXXXXX	Math League Press, 201-5686328,		10/08/2018		Invoiced	A	90.00
	2 math club registration in MathLeague Contest				4001900102	705921-181000219	10/26/2018	90.00			
		09/25/2018	15823	XXXXXXXXXXXXXXXXXX	Amzn Mktp Us*mt9h41e00, Amzn.Co		10/08/2018		Invoiced	A	36.44
	2 lab supplies for Chemistry, Physics, and Earth				4001900112	705921-181000251	10/26/2018	36.44			
		09/25/2018	15824	XXXXXXXXXXXXXXXXXX	Walmart.Com, 8009666546, AR, 72		10/08/2018		Invoiced	A	135.50
	2 lab supplies for Chemistry, Physics, and Earth				4001900112	705921-181000252	10/26/2018	135.50			
		09/25/2018	15856	XXXXXXXXXXXXXXXXXX	Vistapr*vistaprint.Com, 866-893		10/08/2018		Invoiced	A	44.65
	1					705921-181000031	10/26/2018	44.65			
		09/24/2018	15822	XXXXXXXXXXXXXXXXXX	Amzn Mktp Us*mt7k52tz0, Amzn.Co		10/08/2018		Invoiced	A	45.93
	2 lab supplies for Chemistry, Physics, and Earth				4001900112	705921-181000253	10/26/2018	45.93			
		09/24/2018	15855	XXXXXXXXXXXXXXXXXX	Pura Vida Bracelets, 8584445477		10/08/2018		Invoiced	A	450.00
	1					705921-181000031	10/26/2018	450.00			
		09/21/2018	15852	XXXXXXXXXXXXXXXXXX	Sears Roebuck 1040, Eau Claire,		10/08/2018		Invoiced	A	66.40
	2 Clothing for a student for Heather Burich Holl				8271900038	705921-181000220	10/26/2018	66.40			
		09/21/2018	15853	XXXXXXXXXXXXXXXXXX	Amzn Mktp Us*mt9d113b2, Amzn.Co		10/08/2018		Invoiced	A	28.99
	2 Ozone purification plates for the Eagle 5000 a				4001900144	705921-181000221	10/26/2018	28.99			
		09/21/2018	15854	XXXXXXXXXXXXXXXXXX	Teacherspayteachers.Co, 6465880		10/08/2018		Invoiced	A	18.50
	1					705921-181000031	10/26/2018	18.50			
		09/20/2018	15851	XXXXXXXXXXXXXXXXXX	Jcpenney 2653, Eau Claire, WI,		10/08/2018		Invoiced	A	10.06
	2 Clothing for a student for Heather Burich Holl				8271900038	705921-181000222	10/26/2018	10.06			
		09/19/2018	15821	XXXXXXXXXXXXXXXXXX	Amazon.Com*mt2qs1z92, Amzn.Com/		10/08/2018		Invoiced	A	160.03
	2 Standing desk chair for use in high school aud				4001900160	705921-181000254	10/26/2018	160.03			
		09/18/2018	15850	XXXXXXXXXXXXXXXXXX	Amazon.Com*mt0zg2z31, Amzn.Com/		10/08/2018		Invoiced	A	83.52
	2 general supplies and materials				4001900107	705921-181000223	10/26/2018	83.52			
		09/14/2018	15820	XXXXXXXXXXXXXXXXXX	Michaels Stores 9166, Eau Clair		10/08/2018		Invoiced	A	123.28
	2 art supplies: paint markers for mural plus sho				4001900155	705921-181000255	10/26/2018	123.28			

Used By	Name	Tran Date	Tran ID	Card Number	Where Used	Purch Vendor	Imp Date	Post Date	Status	App	Amount
	Line Description				PO Number	Invoice Number	Invoice Dt	Amount			
ALTHI	001 ALTOONA HIGH SCHOOL	continued...									
		09/14/2018	15849	XXXXXXXXXXXXXXXXXX	Amzn Mktp Us, Amzn.Com/Bill, WA			10/08/2018	Invoiced	A	69.93
	2 Amazon Order for Physics and Science 9				4001900113	705921-181000224	10/26/2018	69.93			
		09/13/2018	15844	XXXXXXXXXXXXXXXXXX	Spirit Ai, Miramar, FL, 33025-6			10/08/2018	Invoiced	A	59.95
	2 Airfare and shuttle transportation for Locomot				4001900115	705921-181000225	10/26/2018	59.95			
		09/13/2018	15845	XXXXXXXXXXXXXXXXXX	Spirit Ai, Miramar, FL, 33025-6			10/08/2018	Invoiced	A	204.46
	2 Airfare and shuttle transportation for Locomot				4001900115	705921-181000226	10/26/2018	204.46			
		09/13/2018	15846	XXXXXXXXXXXXXXXXXX	Spirit Ai, Miramar, FL, 33025-6			10/08/2018	Invoiced	A	174.77
	2 Airfare and shuttle transportation for Locomot				4001900115	705921-181000227	10/26/2018	174.77			
		09/13/2018	15847	XXXXXXXXXXXXXXXXXX	Vernier Software & Tec, 503-277			10/08/2018	Invoiced	A	2,024.40
	2 Physics equipment from Vernier				4001900114	705921-181000228	10/26/2018	2,024.40			
		09/13/2018	15848	XXXXXXXXXXXXXXXXXX	Vernier Software & Tec, 503-277			10/08/2018	Invoiced	A	958.81
	2 Physics equipment from Vernier				4001900114	705921-181000229	10/26/2018	958.81			
		09/12/2018	15842	XXXXXXXXXXXXXXXXXX	Cvas, 6022441114, WI, 54703, US			10/08/2018	Invoiced	A	45.00
	2 Airfare and shuttle transportation for Locomot				4001900115	705921-181000230	10/26/2018	45.00			
		09/12/2018	15843	XXXXXXXXXXXXXXXXXX	Cvas, 6022441114, WI, 54703, US			10/08/2018	Invoiced	A	90.00
	2 Airfare and shuttle transportation for Locomot				4001900115	705921-181000231	10/26/2018	90.00			
		09/11/2018	15838	XXXXXXXXXXXXXXXXXX	Amzn Mktp Us, Amzn.Com/Bill, WA			10/08/2018	Invoiced	A	40.06
	2 Amazon Order for Physics and Science 9				4001900113	705921-181000232	10/26/2018	40.06			
		09/11/2018	15839	XXXXXXXXXXXXXXXXXX	Amzn Mktp Us, Amzn.Com/Bill, WA			10/08/2018	Invoiced	A	139.60
	2 Amazon Order for Physics and Science 9				4001900113	705921-181000233	10/26/2018	139.60			
		09/11/2018	15840	XXXXXXXXXXXXXXXXXX	Amzn Mktp Us, Amzn.Com/Bill, WA			10/08/2018	Invoiced	A	19.98
	2 Amazon Order for Physics and Science 9				4001900113	705921-181000234	10/26/2018	19.98			
		09/11/2018	15841	XXXXXXXXXXXXXXXXXX	Amzn Mktp Us, Amzn.Com/Bill, WA			10/08/2018	Invoiced	A	15.99
	2 Amazon Order for Physics and Science 9				4001900113	705921-181000235	10/26/2018	15.99			
		09/10/2018	15837	XXXXXXXXXXXXXXXXXX	Amazon.Com, Amzn.Com/Bill, WA,			10/08/2018	Invoiced	A	-0.70
	2 AAA batteries				4001900124	705921-181000236	10/26/2018	-0.70			
		09/07/2018	15836	XXXXXXXXXXXXXXXXXX	Amazon.Com, Amzn.Com/Bill, WA,			10/08/2018	Invoiced	A	13.48
	2 AAA batteries				4001900124	705921-181000237	10/26/2018	13.48			
		09/06/2018	15817	XXXXXXXXXXXXXXXXXX	Samsclub #8185, Eau Claire, WI,			10/08/2018	Invoiced	A	71.27
	2 School supplies and rewards from Sam's Club on				4001900128	705921-181000256	10/26/2018	71.27			
		09/06/2018	15818	XXXXXXXXXXXXXXXXXX	Gradecam, Llc, 8664723339, CA,			10/08/2018	Invoiced	A	15.00
	2 Gradecam account. \$15.00 per month for 10 mont				4001900099	705921-181000257	10/26/2018	15.00			
		09/06/2018	15830	XXXXXXXXXXXXXXXXXX	Wayfair*wayfair, Wayfair.Com, M			10/08/2018	Invoiced	A	149.80
	2 Floor ficus tree in pot for high school lobby				4001900104	705921-181000238	10/26/2018	149.80			
		09/06/2018	15831	XXXXXXXXXXXXXXXXXX	Trx Training, 8888785348, CA, 9			10/08/2018	Invoiced	A	126.44
	2 equipment and fitness gear				4001900121	705921-181000239	10/26/2018	126.44			

Used By	Name	Tran Date	Tran ID	Card Number	Where Used	Purch Vendor	Imp Date	Post Date	Status	App	Amount	
	Line Description				PO Number	Invoice Number	Invoice Dt	Amount				
ALTHI	001 ALTOONA HIGH SCHOOL	continued...										
		09/06/2018	15832	XXXXXXXXXXXXXXXXXX	Teacherspayteachers.Co,	6465880		10/08/2018	Invoiced	A	3.00	
	1					705921-181000031	10/26/2018	3.00				
		09/06/2018	15835	XXXXXXXXXXXXXXXXXX	Amzn Mktp Us, Amzn.Com/Bill,	WA		10/08/2018	Invoiced	A	104.82	
	2 equipment and fitness gear				4001900121	705921-181000240	10/26/2018	65.33				
	3 supplies and displays				2001900050	705921-181000241	10/26/2018	39.49				
					38 transaction(s) for ALTHI 001. Total Amount =====>							6,016.93
ALMTI	001 ALTOONA MIDDLE SCHOOL	09/28/2018	16129	XXXXXXXXXXXXXXXXXX	Amazon.Com*mt4ag7ma2, Amzn.Com/			10/08/2018	Invoiced	A	68.24	
	2 I will purchase supplies from Walmart (genera				2001900008	705921-181000308	10/26/2018	68.24				
		09/28/2018	16130	XXXXXXXXXXXXXXXXXX	Little Caesars 1320 00, Eau Cla			10/08/2018	Invoiced	A	30.58	
	2 Grade level lunch bunch - Open PO				2601900006	705921-181000309	10/26/2018	30.58				
		09/27/2018	16126	XXXXXXXXXXXXXXXXXX	Wm Supercenter #5373, Chippewa			10/08/2018	Invoiced	A	125.00	
	2 Calculators for math night				2001900060	705921-181000310	10/26/2018	125.00				
		09/27/2018	16127	XXXXXXXXXXXXXXXXXX	Wm Supercenter #1669, Eau Clair			10/08/2018	Invoiced	A	17.88	
	2 Calculators for math night				2001900060	705921-181000311	10/26/2018	17.88				
		09/27/2018	16128	XXXXXXXXXXXXXXXXXX	Amazon.Com*mt4ka3gq0, Amzn.Com/			10/08/2018	Invoiced	A	49.98	
	2 Two books: Teaching With Respect: Inclusive				0001900096	705921-181000312	10/26/2018	49.98				
		09/25/2018	16124	XXXXXXXXXXXXXXXXXX	Sams Club #8185, Eau Claire, WI			10/08/2018	Invoiced	A	44.92	
	2 Supplies for sixth grade science.				2001900059	705921-181000313	10/26/2018	44.92				
		09/25/2018	16125	XXXXXXXXXXXXXXXXXX	Wm Supercenter #1669, Eau Clair			10/08/2018	Invoiced	A	93.78	
	2 Supplies for sixth grade science.				2001900059	705921-181000314	10/26/2018	93.78				
		09/21/2018	16123	XXXXXXXXXXXXXXXXXX	Amzn Mktp Us*mt4st43t0, Amzn.Co			10/08/2018	Invoiced	A	218.31	
	2 12 cases of balls and 1 outdoor portable speak				2601900004	705921-181000315	10/26/2018	218.31				
		09/20/2018	16120	XXXXXXXXXXXXXXXXXX	Amazon.Com, Amzn.Com/Bill, WA,			10/08/2018	Invoiced	A	214.28	
	2 Floor markers, wristbands, hula hoops, Sit and				2001900043	705921-181000316	10/26/2018	214.28				
		09/20/2018	16121	XXXXXXXXXXXXXXXXXX	Amzn Mktp Us, Amzn.Com/Bill, WA			10/08/2018	Invoiced	A	39.98	
	2 chalk-small groups, kindness in chalk day, rec				1501900035	705921-181000317	10/26/2018	39.98				
		09/20/2018	16122	XXXXXXXXXXXXXXXXXX	Amzn Mktp Us, Amzn.Com/Bill, WA			10/08/2018	Invoiced	A	173.11	
	2 All from Amazon Prime 6 pack paper organizer b				1501900037	705921-181000318	10/26/2018	173.11				
		09/19/2018	16118	XXXXXXXXXXXXXXXXXX	Amzn Mktp Us*mt4t17z52, Amzn.Co			10/08/2018	Invoiced	A	14.99	
	2 12 cases of balls and 1 outdoor portable speak				2601900004	705921-181000319	10/26/2018	14.99				
		09/19/2018	16119	XXXXXXXXXXXXXXXXXX	Walmart.Com, 8009666546, AR, 72			10/08/2018	Invoiced	A	449.82	
	2 12 cases of balls and 1 outdoor portable speak				2601900004	705921-181000320	10/26/2018	449.82				
		09/18/2018	16117	XXXXXXXXXXXXXXXXXX	Amzn Mktp Us*mt30p3o72, Amzn.Co			10/08/2018	Invoiced	A	90.11	
	2 Books to add to classroom library and sheet pr				2001900055	705921-181000321	10/26/2018	90.11				
		09/17/2018	16116	XXXXXXXXXXXXXXXXXX	Amazon.Com*mt8ex0fh2, Amzn.Com/			10/08/2018	Invoiced	A	279.90	
	2 I'm Not Scared, I'm Prepared Book - Student AL				2001900045	705921-181000322	10/26/2018	279.90				



Used By	Name	Tran Date	Tran ID	Card Number	Where Used	Purch Vendor	Imp Date	Post Date	Status	App	Amount
	Line Description				PO Number	Invoice Number	Invoice Dt	Amount			
ALTOONA 015	ALTOONA INTERMEDIATE SCHOOL	continued...									
		09/19/2018	16095	XXXXXXXXXXXXXXXXXX	Samsclub #8185, Eau Claire, WI,			10/08/2018	Invoiced	A	185.09
2	Principal's treat bucket supplies				1551900010	705921-181000206	10/26/2018	185.09			
		09/19/2018	16096	XXXXXXXXXXXXXXXXXX	Target 00017749, Eau Claire, WI			10/08/2018	Invoiced	A	14.00
2	snacks for middle school new student day				1501900039	705921-181000207	10/26/2018	14.00			
		09/19/2018	16097	XXXXXXXXXXXXXXXXXX	Target 00017749, Eau Claire, WI			10/08/2018	Invoiced	A	129.13
2	Principal's treat bucket supplies				1551900010	705921-181000208	10/26/2018	129.13			
		09/17/2018	16094	XXXXXXXXXXXXXXXXXX	Gopher Sport, 8776997927, MN, 5			10/08/2018	Invoiced	A	419.09
2	Floor markers, wristbands, hula hoops, Sit and				2001900043	705921-181000209	10/26/2018	419.09			
		09/14/2018	16093	XXXXXXXXXXXXXXXXXX	Floormarx, Llc, 518-7911251, NY			10/08/2018	Invoiced	A	229.20
2	Floor markers, wristbands, hula hoops, Sit and				2001900043	705921-181000210	10/26/2018	229.20			
		09/13/2018	16092	XXXXXXXXXXXXXXXXXX	Scholastic Reading Clu, 573-632			10/08/2018	Invoiced	A	223.00
2	Classroom Supplies for Ms. Baker. Not to excee				1501900016	705921-181000211	10/26/2018	223.00			
		09/12/2018	16091	XXXXXXXXXXXXXXXXXX	Voyager Sopris Learn G, 800-547			10/08/2018	Invoiced	A	327.64
2	REWARDS Intermediate Teacher Set, 20 Student W				1501900034	705921-181000212	10/26/2018	327.64			
		09/07/2018	16090	XXXXXXXXXXXXXXXXXX	Wal-Mart #5373, Chippewa Fall,			10/08/2018	Invoiced	A	50.62
2	school supplies				1501900030	705921-181000213	10/26/2018	50.62			
		10 transaction(s) for ALTOONA 015. Total Amount =====>									1,647.32
ALTOONA 017	ALTOONA DISTRICT OFFICE	09/27/2018	16158	XXXXXXXXXXXXXXXXXX	Int*in *wisconsin Scho, 608-850			10/08/2018	Invoiced	A	382.00
2	Enrollment in WSMA for 2018-2019 school year.				4001900159	705921-181000191	10/26/2018	382.00			
		09/26/2018	16151	XXXXXXXXXXXXXXXXXX	Advanced Disposal Onli, 8664965			10/08/2018	Invoiced	A	1,576.43
2	GARBAGE SERVICE 2018-19 (ADVANCED DISPOSAL)				0001900021	705921-181000195	10/26/2018	1,576.43			
		09/26/2018	16152	XXXXXXXXXXXXXXXXXX	Att*bus Phone Pmt, 800-704-4808			10/08/2018	Invoiced	A	205.44
2	AT&T SERVICE 2018-19				8001900008	705921-181000196	10/26/2018	205.44			
		09/26/2018	16157	XXXXXXXXXXXXXXXXXX	Quill Corporation, 800-982-3400			10/08/2018	Invoiced	A	173.65
2	QUILL SUPPLIES: COFFEE, CREAMER, HAND SOAP, B				8001900026	705921-181000192	10/26/2018	173.65			
		09/24/2018	16156	XXXXXXXXXXXXXXXXXX	Kalahari Resort - Wi, Wisconsin			10/08/2018	Invoiced	A	119.00
2	REGISTRATION (170), ROOM (240), MEALS (100)MIL				8001900025	705921-181000193	10/26/2018	119.00			
		09/21/2018	16150	XXXXXXXXXXXXXXXXXX	Att*bus Phone Pmt, 800-704-4808			10/08/2018	Invoiced	A	1,146.01
2	AT&T SERVICE 2018-19				8001900008	705921-181000197	10/26/2018	1,146.01			
		09/21/2018	16155	XXXXXXXXXXXXXXXXXX	Act*wi Skyward User Gr, 877-551			10/08/2018	Invoiced	A	170.00
2	REGISTRATION (170), ROOM (240), MEALS (100)MIL				8001900025	705921-181000194	10/26/2018	170.00			
		09/19/2018	16149	XXXXXXXXXXXXXXXXXX	Sterling Water Culliga, 8004449			10/08/2018	Invoiced	A	19.00
2	CULLIGAN WATER FOR AES OFFICE				1001900033	705921-181000198	10/26/2018	19.00			
		09/13/2018	16148	XXXXXXXXXXXXXXXXXX	Att*bus Phone Pmt, 800-704-4808			10/08/2018	Invoiced	A	238.10
2	AT&T SERVICE 2018-19				8001900008	705921-181000199	10/26/2018	238.10			

Used By	Name	Tran Date	Tran ID	Card Number	Where Used	Purch Vendor	Imp Date	Post Date	Status	App	Amount
	Line Description				PO Number	Invoice Number	Invoice Dt	Amount			
ALTOONA 017	ALTOONA DISTRICT OFFICE	continued...									
		09/12/2018	16147	XXXXXXXXXXXXXXXXXX	Charter Comm, 888-438-2427, MO,		10/08/2018		Invoiced	A	77.63
2	CHARTER/SPECTURM DIGITAL RECEIVERS AND UPGRADE				8001900010	705921-181000200	10/26/2018	77.63			
		09/07/2018	16145	XXXXXXXXXXXXXXXXXX	Att*bus Phone Pmt, 800-704-4808		10/08/2018		Invoiced	A	681.28
2	AT&T SERVICE 2018-19				8001900008	705921-181000201	10/26/2018	681.28			
		09/07/2018	16146	XXXXXXXXXXXXXXXXXX	Att*bus Phone Pmt, 800-704-4808		10/08/2018		Invoiced	A	146.28
2	AT&T SERVICE 2018-19				8001900008	705921-181000202	10/26/2018	146.28			
		09/05/2018	15795	XXXXXXXXXXXXXXXXXX	Int*in *wisconsin Scho, 608-850		09/06/2018		Invoiced	A	133.00
2	WSMA dues				4001900109	705921-180900107	09/25/2018	133.00			
		13 transaction(s) for ALTOONA 017. Total Amount ==>									5,067.82
ALTOONA 021	ALTOONA EXTRA CURR ACTI	09/21/2018	16087	XXXXXXXXXXXXXXXXXX	Wyswomensadvocacy, 8883289972,		10/08/2018		Invoiced	A	150.00
2	\$75.00 for each attendee (head coach and assis				4601900006	705921-181000188	10/26/2018	150.00			
		09/21/2018	16088	XXXXXXXXXXXXXXXXXX	American Volleyball Co, Lexingt		10/08/2018		Invoiced	A	1,744.00
2	AVCA Convention Registration for Paid Coaching				4001900212	705921-181000189	10/26/2018	1,356.00			
3	NCAA Match Tickets (Will be paid for by Coachi				4001900212	705921-181000189	10/26/2018	388.00			
		09/05/2018	15728	XXXXXXXXXXXXXXXXXX	Wendy S 422, Eau Claire, WI, 54		09/06/2018		Invoiced	A	14.24
2	CC expenses				4001900068	705921-180900093	09/25/2018	14.24			
		09/04/2018	15740	XXXXXXXXXXXXXXXXXX	Great Wolf Wisc Dells, Baraboo,		09/06/2018		Invoiced	A	102.14
2	WBCA Membership costs & clinic registration co				4601800003	705921-180900094	09/25/2018	102.14			
		09/04/2018	15741	XXXXXXXXXXXXXXXXXX	Great Wolf Wisc Dells, Baraboo,		09/06/2018		Invoiced	A	102.14
2	WBCA Membership costs & clinic registration co				4601800003	705921-180900095	09/25/2018	102.14			
		5 transaction(s) for ALTOONA 021. Total Amount ==>									2,112.52
ALTOONA 022	ALTOONA ELEMENTARY SCHOO	09/28/2018	16086	XXXXXXXXXXXXXXXXXX	Scholastic Reading Clu, 573-632		10/08/2018		Invoiced	A	300.00
2	New books to be used for read to self library				1001900070	705921-181000270	10/26/2018	300.00			
		09/27/2018	16085	XXXXXXXXXXXXXXXXXX	Menards Eau Claire Eas, Eau Cla		10/08/2018		Invoiced	A	13.27
2	Team building supplies				1001900077	705921-181000271	10/26/2018	13.27			
		09/26/2018	16081	XXXXXXXXXXXXXXXXXX	Amzn Mktp Us*mt5nn2pd2, Amzn.Co		10/08/2018		Invoiced	A	44.95
2	OFFICE SUPPLIES				1101900009	705921-181000272	10/26/2018	44.95			
		09/26/2018	16082	XXXXXXXXXXXXXXXXXX	Amzn Mktp Us*mt2zy0ecl, Amzn.Co		10/08/2018		Invoiced	A	34.95
2	OFFICE SUPPLIES				1101900009	705921-181000273	10/26/2018	34.95			
		09/26/2018	16083	XXXXXXXXXXXXXXXXXX	Amzn Mktp Us*mt3ow9110, Amzn.Co		10/08/2018		Invoiced	A	73.49
2	OFFICE SUPPLIES				1101900009	705921-181000274	10/26/2018	73.49			
		09/26/2018	16084	XXXXXXXXXXXXXXXXXX	Michaels.Com, 8006424235, PA, 1		10/08/2018		Invoiced	A	52.75
2	Third grade team supplies for the 2018-2019 sc				1001900059	705921-181000275	10/26/2018	52.75			
		09/25/2018	16078	XXXXXXXXXXXXXXXXXX	Sams Club #8185, Eau Claire, WI		10/08/2018		Invoiced	A	52.45
2	Snacks for students- Covered by a donation fro				1001900078	705921-181000276	10/26/2018	52.45			

Used By	Name	Tran Date	Tran ID	Card Number	Where Used	Purch Vendor	Imp Date	Post Date	Status	App	Amount
	Line Description				PO Number	Invoice Number	Invoice Dt	Amount			
ALTOONA 022	ALTOONA ELEMENTARY SCHOOL	continued...									
		09/25/2018	16079	XXXXXXXXXXXXXXXXXX	Dollar Tree, Eau Claire, WI, 54		10/08/2018		Invoiced	A	12.00
2	Team building supplies				1001900077	705921-181000277	10/26/2018	12.00			
		09/25/2018	16080	XXXXXXXXXXXXXXXXXX	Amzn Mktp Us*mt7ht8aw2, Amzn.Co		10/08/2018		Invoiced	A	39.80
2	Team building supplies				1001900077	705921-181000278	10/26/2018	39.80			
		09/24/2018	16075	XXXXXXXXXXXXXXXXXX	Toppers Pizza Eastridg, Eau Cla		10/08/2018		Invoiced	A	76.95
2	Third grade team supplies for the 2018-2019 sc				1001900059	705921-181000279	10/26/2018	76.95			
		09/24/2018	16076	XXXXXXXXXXXXXXXXXX	Ilp*insect Lore, 800-548-3284,		10/08/2018		Invoiced	A	79.91
2	Caterpillar Larva Refill Kit (insect Lore)				1001900036	705921-181000280	10/26/2018	79.91			
		09/24/2018	16077	XXXXXXXXXXXXXXXXXX	Festival Foods, Eau Claire, WI,		10/08/2018		Invoiced	A	61.84
2	Materials for Science Mystery in 3rd Grade				0001900073	705921-181000281	10/26/2018	61.84			
		09/21/2018	16069	XXXXXXXXXXXXXXXXXX	Wal-Mart #1669, Eau Claire, WI,		10/08/2018		Invoiced	A	41.91
2	Materials to be used for Mystery Science in Fi				0001900082	705921-181000282	10/26/2018	41.91			
		09/21/2018	16070	XXXXXXXXXXXXXXXXXX	Dollar Tree, Eau Claire, WI, 54		10/08/2018		Invoiced	A	56.00
2	Science materials for 2nd grade to use with My				0001900092	705921-181000283	10/26/2018	56.00			
		09/21/2018	16071	XXXXXXXXXXXXXXXXXX	Wal-Mart #1669, Eau Claire, WI,		10/08/2018		Invoiced	A	23.73
2	Science materials for 2nd grade to use with My				0001900092	705921-181000284	10/26/2018	23.73			
		09/21/2018	16072	XXXXXXXXXXXXXXXXXX	Dollar Tree, Eau Claire, WI, 54		10/08/2018		Invoiced	A	14.00
2	Materials to be used for Mystery Science in Fi				0001900082	705921-181000285	10/26/2018	14.00			
		09/21/2018	16073	XXXXXXXXXXXXXXXXXX	Sp * Bestchoiceproduct, 8449488		10/08/2018		Invoiced	A	345.96
2	36" HEIGHT ADJUSTABLE STANDING DESKS				1101900012	705921-181000286	10/26/2018	269.98			
3	SOFT STANDING ANTI - FATIGUE COMFORT MAT				1101900012	705921-181000286	10/26/2018	75.98			
		09/21/2018	16074	XXXXXXXXXXXXXXXXXX	Tobii Dynavox Syst, Pittsburgh,		10/08/2018		Invoiced	A	199.00
5	Online Boardmaker Subscription				8271900020	705921-181000287	10/26/2018	199.00			
		09/17/2018	16064	XXXXXXXXXXXXXXXXXX	Hookandloop.Com, 9047217196, FL		10/08/2018		Invoiced	A	130.10
2	Hook-n-Loop Velcro Coin Rolls 1 each				8271900020	705921-181000288	10/26/2018	120.00			
4	Shipping				8271900020	705921-181000288	10/26/2018	10.10			
		09/17/2018	16067	XXXXXXXXXXXXXXXXXX	Amazon.Com*mt28r2fh1, Amzn.Com/		10/08/2018		Invoiced	A	12.79
2	Third grade team supplies for the 2018-2019 sc				1001900059	705921-181000289	10/26/2018	12.79			
		09/17/2018	16068	XXXXXXXXXXXXXXXXXX	Amazon.Com*mt78e4fq1, Amzn.Com/		10/08/2018		Invoiced	A	217.36
2	Third grade team supplies for the 2018-2019 sc				1001900059	705921-181000290	10/26/2018	217.36			
		09/14/2018	16062	XXXXXXXXXXXXXXXXXX	Demco Inc, 800-9624463, WI, 537		10/08/2018		Invoiced	A	135.55
2	Third grade team supplies for the 2018-2019 sc				1001900059	705921-181000291	10/26/2018	135.55			
		09/14/2018	16063	XXXXXXXXXXXXXXXXXX	Modern Signs Press, 562-596-854		10/08/2018		Invoiced	A	366.00
2	2 Users SEE On-Line Subscription				8271900026	705921-181000292	10/26/2018	366.00			
		09/14/2018	16065	XXXXXXXXXXXXXXXXXX	Lessonpix Inc, 727-4372465, FL,		10/08/2018		Invoiced	A	36.00
3	Lesson Pix - Online Subscription				8271900020	705921-181000293	10/26/2018	36.00			



Used By	Name	Tran Date	Tran ID	Card Number	Where Used	Purch Vendor	Imp Date	Post Date	Status	App	Amount
		Line Description	PO Number	Invoice Number	Invoice Dt	Amount					
ALTOONA 022	ALTOONA ELEMENTARY SCHOOL	continued...									
		09/14/2018	16066	XXXXXXXXXXXXXXXXXX	Amzn Mktp Us*mtloi4401, Amzn.Co		10/08/2018		Invoiced	A	9.99
4		Soil (Walmart of Target)	1001900036	705921-181000294	10/26/2018	9.99					
		09/13/2018	16061	XXXXXXXXXXXXXXXXXX	Amzn Mktp Us*mt55b0f00, Amzn.Co		10/08/2018		Invoiced	A	431.21
2		Materials for Science Mystery in 3rd Grade	0001900073	705921-181000295	10/26/2018	431.21					
		09/12/2018	16059	XXXXXXXXXXXXXXXXXX	Amazon.Com, Amzn.Com/Bill, WA,		10/08/2018		Invoiced	A	-228.12
2		Third grade team supplies for the 2018-2019 sc	1001900059	705921-181000296	10/26/2018	-228.12					
		09/12/2018	16060	XXXXXXXXXXXXXXXXXX	Really Good *, 800-366-1920, CT		10/08/2018		Invoiced	A	83.26
2		math materials	1001900065	705921-181000297	10/26/2018	83.26					
		09/11/2018	16057	XXXXXXXXXXXXXXXXXX	Teacherspayteachers.Co, 6465880		10/08/2018		Invoiced	A	19.00
2		One Breath Boxes (fluency). This bundle inclu	1001900066	705921-181000298	10/26/2018	19.00					
		09/11/2018	16058	XXXXXXXXXXXXXXXXXX	Amazon.Com, Amzn.Com/Bill, WA,		10/08/2018		Invoiced	A	228.12
2		Third grade team supplies for the 2018-2019 sc	1001900059	705921-181000299	10/26/2018	228.12					
		09/10/2018	16055	XXXXXXXXXXXXXXXXXX	Lakeshore Learning Mat, 3105374		10/08/2018		Invoiced	A	119.20
2		math materials (197.24) and soft seating (119.	1001900064	705921-181000300	10/26/2018	119.20					
		09/10/2018	16056	XXXXXXXXXXXXXXXXXX	Lakeshore Learning Mat, 3105374		10/08/2018		Invoiced	A	191.96
2		math materials (197.24) and soft seating (119.	1001900064	705921-181000301	10/26/2018	191.96					
		09/06/2018	16050	XXXXXXXXXXXXXXXXXX	Amzn Mktp Us, Amzn.Com/Bill, WA		10/08/2018		Invoiced	A	39.73
2		Post-it Super Sticky Easel Pad, 25 x 30 Inches	1001900045	705921-181000302	10/26/2018	39.73					
		09/06/2018	16051	XXXXXXXXXXXXXXXXXX	Amzn Mktp Us, Amzn.Com/Bill, WA		10/08/2018		Invoiced	A	94.80
2		Post-it Super Sticky Easel Pad, 25 x 30 Inches	1001900045	705921-181000303	10/26/2018	41.89					
3		School Smart Vertical Pencil Sharpener, 6 x 4	1001900045	705921-181000303	10/26/2018	22.93					
4		Learning Resources Gear Clock, 4 Inch, Set of	1001900045	705921-181000303	10/26/2018	29.98					
		09/05/2018	15692	XXXXXXXXXXXXXXXXXX	Amzn Mktp Us, Amzn.Com/Bill, WA		09/06/2018		Invoiced	A	76.64
2		Classroom supplies- pencil boxes, colored penc	1001900057	705921-180900193	09/25/2018	76.64					
35 transaction(s) for ALTOONA 022. Total Amount =====>											3,486.55
BALLEJEF000	BALLENTINE JEFFERY DJ	09/27/2018	15927	XXXXXXXXXXXXXXXXXX	Mississippi Welders Su, Altoona		10/08/2018		Invoiced	A	1,033.19
2		tank rentals, refills ,electrodes, gloves, pla	4001900016	705921-181000015	10/26/2018	1,033.19					
		09/11/2018	15926	XXXXXXXXXXXXXXXXXX	Signwarehouse.Com, 800-699-5512		10/08/2018		Invoiced	A	479.26
2		Graphic Design-Sign Ware House- vinyl	4001900011	705921-181000016	10/26/2018	479.26					
2 transaction(s) for BALLEJEF000. Total Amount =====>											1,512.45
BETLATAR000	BETLACH TARA C	09/28/2018	16000	XXXXXXXXXXXXXXXXXX	Amzn Mktp Us*mt5kk05m2, Amzn.Co		10/08/2018		Invoiced	A	135.84
2		Door stops	1001900073	705921-181000071	10/26/2018	135.84					
		09/27/2018	15998	XXXXXXXXXXXXXXXXXX	Samsclub #8185, Eau Claire, WI,		10/08/2018		Invoiced	A	21.96
2		OFFICE SUPPLIES	1101900009	705921-181000072	10/26/2018	21.96					

Used By	Name	Tran Date	Tran ID	Card Number	Where Used	Purch Vendor	Imp Date	Post Date	Status	App	Amount
	Line	Description			PO Number	Invoice Number	Invoice Dt	Amount			
BETLATAR000	BETLACH TARA C	continued...									
		09/27/2018	15999	XXXXXXXXXXXXXXXXXX	Sams Club #8185, Eau Claire, WI		10/08/2018		Invoiced	A	478.23
	2	Family Learning Night Dinner			1001900079	705921-181000073	10/26/2018	478.23			
		09/26/2018	15997	XXXXXXXXXXXXXXXXXX	Amzn Mktp Us, Amzn.Com/Bill, WA		10/08/2018		Invoiced	A	-215.38
	2	Door stops			1001900073	705921-181000074	10/26/2018	-215.38			
		09/25/2018	15996	XXXXXXXXXXXXXXXXXX	Amzn Mktp Us*mt31y4az1, Amzn.Co		10/08/2018		Invoiced	A	82.10
	2	two bookshelves for art room			1001900076	705921-181000075	10/26/2018	82.10			
		09/21/2018	15994	XXXXXXXXXXXXXXXXXX	Amzn Mktp Us*mt28q9n71, Amzn.Co		10/08/2018		Invoiced	A	215.38
	2	Door stops			1001900073	705921-181000076	10/26/2018	215.38			
		09/21/2018	15995	XXXXXXXXXXXXXXXXXX	Amzn Mktp Us, Amzn.Com/Bill, WA		10/08/2018		Invoiced	A	-196.90
	2	Door stops			1001900073	705921-181000077	10/26/2018	-196.90			
		09/14/2018	15990	XXXXXXXXXXXXXXXXXX	Amzn Mktp Us*mt27x9oy0, Amzn.Co		10/08/2018		Invoiced	A	21.98
	2	Professional text			0001900066	705921-181000078	10/26/2018	21.98			
		09/14/2018	15991	XXXXXXXXXXXXXXXXXX	Amzn Mktp Us*mt0d704y0, Amzn.Co		10/08/2018		Invoiced	A	34.91
	2	Professional text			0001900066	705921-181000079	10/26/2018	34.91			
		09/14/2018	15992	XXXXXXXXXXXXXXXXXX	Amzn Mktp Us*mt7eu2cv1, Amzn.Co		10/08/2018		Invoiced	A	251.92
	2	Classroom supplies for Mystery Science in Kind			0001900074	705921-181000080	10/26/2018	251.92			
		09/14/2018	15993	XXXXXXXXXXXXXXXXXX	Amzn Mktp Us*mt5f90fy1, Amzn.Co		10/08/2018		Invoiced	A	196.90
	2	Door stops			1001900073	705921-181000081	10/26/2018	196.90			
		09/13/2018	15989	XXXXXXXXXXXXXXXXXX	Bcs*isd196-Comm Ed, 651-423-770		10/08/2018		Invoiced	A	195.00
	2	Conference Fee			0001900083	705921-181000082	10/26/2018	195.00			
		09/06/2018	15985	XXXXXXXXXXXXXXXXXX	Maryruth Books, Inc, Chagrin Fa		10/08/2018		Invoiced	A	758.00
	2	Guided Reading Books			0001900068	705921-181000083	10/26/2018	758.00			
		09/06/2018	15986	XXXXXXXXXXXXXXXXXX	Amazon.Com, Amzn.Com/Bill, WA,		10/08/2018		Invoiced	A	100.00
	2	Classroom Supplies			1001900053	705921-181000084	10/26/2018	100.00			
		09/06/2018	15987	XXXXXXXXXXXXXXXXXX	Belnick Retail, Llc, 7707218237		10/08/2018		Invoiced	A	279.71
	2	Book bins			0001900065	705921-181000085	10/26/2018	279.71			
		09/06/2018	15988	XXXXXXXXXXXXXXXXXX	Amazon.Com, Amzn.Com/Bill, WA,		10/08/2018		Invoiced	A	56.33
	2	Professional text			0001900066	705921-181000086	10/26/2018	56.33			
16 transaction(s) for BETLATAR000. Total Amount =====>											2,415.98
HANSOTER000	HANSON TERRI L	09/21/2018	16161	XXXXXXXXXXXXXXXXXX	Wieser Educational, 9498584920,		10/08/2018		Invoiced	A	267.05
	2	AGS Consumer Math Materials for Alternative Sc			0001900094	705921-181000184	10/26/2018	267.05			
		09/21/2018	16162	XXXXXXXXXXXXXXXXXX	Natl Ccl Teachers Of M, Reston,		10/08/2018		Invoiced	A	106.91
	2	CPM: Resources to support CPM and Math Instru			0001900095	705921-181000185	10/26/2018	106.91			
		09/19/2018	16160	XXXXXXXXXXXXXXXXXX	Wieser Educational, 9498584920,		10/08/2018		Invoiced	A	78.96
	2	Physics Materials 1 Each of:		Student text	0001900075	705921-181000186	10/26/2018	78.96			

Used By	Name	Tran Date	Tran ID	Card Number	Where Used	Purch Vendor	Imp Date	Post Date	Status	App	Amount
	Line Description				PO Number	Invoice Number	Invoice Dt	Amount			
HANSOTER000	HANSON TERRI L	continued...									
		09/06/2018	16159	XXXXXXXXXXXXXXXXXX	Cpm Educational Progra,	2092517		10/08/2018	Invoiced	A	330.00
	2 One CPM teacher's edition ebook license for Ja				0001900076	705921-181000187	10/26/2018	330.00			
					4 transaction(s) for HANSOTER000. Total Amount ==>						782.92
JOHNSGRE000	JOHNSON GREGORY L	09/28/2018	15959	XXXXXXXXXXXXXXXXXX	Advance Auto Parts #66, Eau Cla			10/08/2018	Invoiced	A	5.39
	2 supplies for Dist. Vehicles				0001900110	705921-181000034	10/26/2018	5.39			
		09/28/2018	15960	XXXXXXXXXXXXXXXXXX	Advance Auto Parts #66, Eau Cla			10/08/2018	Invoiced	A	-5.39
	2 supplies for Dist. Vehicles				0001900110	705921-181000035	10/26/2018	-5.39			
		09/28/2018	15961	XXXXXXXXXXXXXXXXXX	Tru Lock & Security In, Eau Cla			10/08/2018	Invoiced	A	27.80
	2 cutting keys for dist.				0001900109	705921-181000036	10/26/2018	27.80			
		09/28/2018	15962	XXXXXXXXXXXXXXXXXX	Fabick Cat 3, Eau Claire, WI, 5			10/08/2018	Invoiced	A	19.87
	2 Radiator cap				0001900111	705921-181000037	10/26/2018	19.87			
		09/27/2018	15957	XXXXXXXXXXXXXXXXXX	Menards Eau Claire Eas, Eau Cla			10/08/2018	Invoiced	A	37.67
	2 menards (Misc. supplies)				0001900042	705921-181000038	10/26/2018	37.67			
		09/27/2018	15958	XXXXXXXXXXXXXXXXXX	Menards Eau Claire Eas, Eau Cla			10/08/2018	Invoiced	A	2.99
	2 menards (Misc. supplies)				0001900042	705921-181000039	10/26/2018	2.99			
		09/26/2018	15955	XXXXXXXXXXXXXXXXXX	Kohl S #0245, Eau Claire, WI, 5			10/08/2018	Invoiced	A	-36.91
	1					705921-181000031	10/26/2018	-36.91			
		09/26/2018	15956	XXXXXXXXXXXXXXXXXX	Kohl S #0245, Eau Claire, WI, 5			10/08/2018	Invoiced	A	36.91
	1					705921-181000031	10/26/2018	36.91			
		09/21/2018	15953	XXXXXXXXXXXXXXXXXX	Kwik Trip 20800002089, Altoona,			10/08/2018	Invoiced	A	66.42
	2 gas for truck				0001900104	705921-181000040	10/26/2018	66.42			
		09/21/2018	15954	XXXXXXXXXXXXXXXXXX	Samsclub #8185, Eau Claire, WI,			10/08/2018	Invoiced	A	79.98
	2 replace damaged table.				0001900103	705921-181000041	10/26/2018	79.98			
		09/19/2018	15952	XXXXXXXXXXXXXXXXXX	Advance Auto Parts #66, Eau Cla			10/08/2018	Invoiced	A	148.94
	2 Oil and Filters for Vehicles				0001900101	705921-181000042	10/26/2018	148.94			
		09/17/2018	15951	XXXXXXXXXXXXXXXXXX	Menards Eau Claire Eas, Eau Cla			10/08/2018	Invoiced	A	18.72
	2 menards (Misc. supplies)				0001900042	705921-181000043	10/26/2018	18.72			
		09/10/2018	15950	XXXXXXXXXXXXXXXXXX	Menards Eau Claire Eas, Eau Cla			10/08/2018	Invoiced	A	92.44
	2 menards (Misc. supplies)				0001900042	705921-181000044	10/26/2018	92.44			
		09/07/2018	15947	XXXXXXXXXXXXXXXXXX	Menards Eau Claire Wes, Eau Cla			10/08/2018	Invoiced	A	117.31
	2 menards (Misc. supplies)				0001900042	705921-181000045	10/26/2018	117.31			
		09/07/2018	15948	XXXXXXXXXXXXXXXXXX	Mississippi Welders Su, Altoona			10/08/2018	Invoiced	A	45.68
	2 refill Co2 tanks				0001900102	705921-181000046	10/26/2018	45.68			
		09/07/2018	15949	XXXXXXXXXXXXXXXXXX	Grnkeep/Grass Livngwtr, 7158320			10/08/2018	Invoiced	A	2,065.70
	2 weed control and fertilizer for dist.				0001900108	705921-181000047	10/26/2018	2,065.70			

Used By	Name	Tran Date	Tran ID	Card Number	Where Used	Purch Vendor	Imp Date	Post Date	Status	App	Amount
	Line Description				PO Number	Invoice Number	Invoice Dt	Amount			
JOHNSGRE000	JOHNSON GREGORY L	continued...									
		09/06/2018	15945	XXXXXXXXXXXXXXXXXX	Menards Eau Claire Wes, Eau Cla			10/08/2018	Invoiced	A	225.85
	2 menards (Misc. supplies)				0001900042	705921-181000048	10/26/2018	225.85			
		09/06/2018	15946	XXXXXXXXXXXXXXXXXX	Tru Lock & Security In, Eau Cla			10/08/2018	Invoiced	A	80.85
	2 cut numerous keys				0001900091	705921-181000049	10/26/2018	80.85			
		09/04/2018	15637	XXXXXXXXXXXXXXXXXX	Menards Eau Claire Eas, Eau Cla			09/06/2018	Invoiced	A	16.54
	2 menards (Misc. supplies)				0001900042	705921-180900019	09/25/2018	16.54			
		09/04/2018	15638	XXXXXXXXXXXXXXXXXX	Officemax/Depot 6348, Eau Clair			09/06/2018	Invoiced	A	65.24
	2 Misc. office supplies.				0001900085	705921-180900020	09/25/2018	65.24			
		09/04/2018	15639	XXXXXXXXXXXXXXXXXX	Menards Eau Claire Eas, Eau Cla			09/06/2018	Invoiced	A	157.66
	2 menards (Misc. supplies)				0001900042	705921-180900021	09/25/2018	157.66			
		21 transaction(s) for JOHNSGRE000. Total Amount ==>									3,269.66
KAETTELI000	KAETTERHENRY ELIZABETH A	09/28/2018	16035	XXXXXXXXXXXXXXXXXX	Amzn Mktp Us*mt4mh95u2, Amzn.Co			10/08/2018	Invoiced	A	60.21
	2 Tenergy Premium Rechargeable AA Batteries, Hig				8301900013	705921-181000115	10/26/2018	60.21			
		09/26/2018	16034	XXXXXXXXXXXXXXXXXX	Amzn Mktp Us*mt8282acl, Amzn.Co			10/08/2018	Invoiced	A	143.49
	2 Tenergy Premium Rechargeable AA Batteries, Hig				8301900013	705921-181000116	10/26/2018	143.49			
		09/20/2018	16033	XXXXXXXXXXXXXXXXXX	Amzn Mktp Us*mt5tm2460, Amzn.Co			10/08/2018	Invoiced	A	152.85
	2 mDesign Storage Organizer Bin with Built-In Ha				8301900006	705921-181000117	10/26/2018	152.85			
		09/19/2018	16032	XXXXXXXXXXXXXXXXXX	Amzn Mktp Us, Amzn.Com/Bill, WA			10/08/2018	Invoiced	A	39.85
	2 mDesign Storage Organizer Bin with Built-In Ha				8301900006	705921-181000118	10/26/2018	39.85			
		09/14/2018	16031	XXXXXXXXXXXXXXXXXX	Books A Million 350, Eau Claire			10/08/2018	Invoiced	A	288.28
	2 Books from Books a million for library				8301900012	705921-181000119	10/26/2018	288.28			
		09/13/2018	16030	XXXXXXXXXXXXXXXXXX	Amzn Mktp Us, Amzn.Com/Bill, WA			10/08/2018	Invoiced	A	213.98
	2 Video series for spanish				8301900007	705921-181000120	10/26/2018	213.98			
		09/11/2018	16029	XXXXXXXXXXXXXXXXXX	Wal-Mart #1669, Eau Claire, WI,			10/08/2018	Invoiced	A	60.00
	2 Library Supplies - wipes, baskets, bins, ticky				8301900008	705921-181000121	10/26/2018	60.00			
		09/05/2018	15684	XXXXXXXXXXXXXXXXXX	Amzn Mktp Us, Amzn.Com/Bill, WA			09/06/2018	Invoiced	A	263.22
	2 Sunpak Quick Release Platform for Compact Pist				8301900002	705921-180900076	09/25/2018	263.22			
		8 transaction(s) for KAETTELI000. Total Amount ==>									1,221.88
LEMAYJAS000	LEMAY JASON M	09/14/2018	16027	XXXXXXXXXXXXXXXXXX	Amzn Mktp Us, Amzn.Com/Bill, WA			10/08/2018	Invoiced	A	149.00
	2 Yearbook Activity Account purchase of replacem				4601900004	705921-181000112	10/26/2018	149.00			
		09/10/2018	16026	XXXXXXXXXXXXXXXXXX	Amazon.Com, Amzn.Com/Bill, WA,			10/08/2018	Invoiced	A	70.58
	2 Supplies for high school choir				4001900120	705921-181000113	10/26/2018	70.58			
		2 transaction(s) for LEMAYJAS000. Total Amount ==>									219.58

Used By	Name	Tran Date	Tran ID	Card Number	Where Used	Purch Vendor	Imp Date	Post Date	Status	App	Amount
	Line	Description			PO Number	Invoice Number	Invoice Dt	Amount			
LIERMAND000	LIERMAN ANDREW D	09/28/2018	16025	XXXXXXXXXXXXXXXXXX	Menards Eau Claire Eas, Eau Cla		10/08/2018		Invoiced	A	28.39
	2	Loctite PG Ultimate			8101900059	705921-181000098	10/26/2018	23.96			
	10	Skeleton Gun 1/10			8101900059	705921-181000098	10/26/2018	4.43			
		09/25/2018	16024	XXXXXXXXXXXXXXXXXX	Amazon.Com*mt4pplap1, Amzn.Com/		10/08/2018		Invoiced	A	2,210.40
	2	Amazon Basic Mouse			8101900057	705921-181000099	10/26/2018	2,210.40			
		09/24/2018	16022	XXXXXXXXXXXXXXXXXX	Batteries Plus #0071, Eau Clair		10/08/2018		Invoiced	A	74.75
	2	Blanket PO for misc purchases throughout the y			8101900006	705921-181000100	10/26/2018	74.75			
		09/24/2018	16023	XXXXXXXXXXXXXXXXXX	Amzn Mktp Us*mt0xm7aa0, Amzn.Co		10/08/2018		Invoiced	A	125.67
	2	Blanket PO for misc purchases throughout the y			8101900006	705921-181000101	10/26/2018	125.67			
		09/21/2018	16021	XXXXXXXXXXXXXXXXXX	Menards Eau Claire Eas, Eau Cla		10/08/2018		Invoiced	A	68.27
	2	Loctite PG Ultimate			8101900059	705921-181000102	10/26/2018	23.96			
	3	hardboard			8101900059	705921-181000102	10/26/2018	10.58			
	5	Go 2 Glue			8101900059	705921-181000102	10/26/2018	7.99			
	6	Plastic Tray			8101900059	705921-181000102	10/26/2018	2.89			
	7	Frame			8101900059	705921-181000102	10/26/2018	3.49			
	8	Gorilla Glue			8101900059	705921-181000102	10/26/2018	11.74			
	9	Cover			8101900059	705921-181000102	10/26/2018	3.19			
	10	Skeleton Gun 1/10			8101900059	705921-181000102	10/26/2018	4.43			
		09/19/2018	16020	XXXXXXXXXXXXXXXXXX	Amzn Mktp Us, Amzn.Com/Bill, WA		10/08/2018		Invoiced	A	40.10
	2	Blanket PO for misc purchases throughout the y			8101900006	705921-181000103	10/26/2018	40.10			
		09/13/2018	16017	XXXXXXXXXXXXXXXXXX	Amazon.Com, Amzn.Com/Bill, WA,		10/08/2018		Invoiced	A	84.00
	2	ASUS Chromebit CS10			8101900052	705921-181000104	10/26/2018	84.00			
		09/13/2018	16018	XXXXXXXXXXXXXXXXXX	Amzn Mktp Us, Amzn.Com/Bill, WA		10/08/2018		Invoiced	A	55.99
	2	Blanket PO for misc purchases throughout the y			8101900006	705921-181000105	10/26/2018	55.99			
		09/13/2018	16019	XXXXXXXXXXXXXXXXXX	Amazon.Com, Amzn.Com/Bill, WA,		10/08/2018		Invoiced	A	84.00
	2	Blanket PO for misc purchases throughout the y			8101900006	705921-181000106	10/26/2018	84.00			
		09/07/2018	16013	XXXXXXXXXXXXXXXXXX	Nettel Communications, 218-7204		10/08/2018		Invoiced	A	252.46
	2	Cord channel and ethernet			8101900044	705921-181000107	10/26/2018	252.46			
		09/07/2018	16014	XXXXXXXXXXXXXXXXXX	Amazon.Com, Amzn.Com/Bill, WA,		10/08/2018		Invoiced	A	560.04
	2	Cast Acrylic Sheet, Translucent Black, 12" x 2			8101900049	705921-181000108	10/26/2018	347.52			
	3	Cast Acrylic Sheet, Translucent Red, 12" x 24"			8101900049	705921-181000108	10/26/2018	212.52			
		09/07/2018	16015	XXXXXXXXXXXXXXXXXX	Amzn Mktp Us, Amzn.Com/Bill, WA		10/08/2018		Invoiced	A	14.89
	2	Blanket PO for misc purchases throughout the y			8101900006	705921-181000109	10/26/2018	14.89			
		09/07/2018	16016	XXXXXXXXXXXXXXXXXX	Apl*apple Online Store, 800-676		10/08/2018		Invoiced	A	199.00
	2	iPod touch 32GB Space Gray PKJ02LL/A			8101900043	705921-181000110	10/26/2018	199.00			
		09/06/2018	16011	XXXXXXXXXXXXXXXXXX	B&h Photo 800-606-696, 800-2215		10/08/2018		Invoiced	A	95.00
	2	Canon MC-08 Maintenance Cartridge			8101900042	705921-181000111	10/26/2018	95.00			

Used By	Name	Tran Date	Tran ID	Card Number	Where Used	Purch Vendor	Imp Date	Post Date	Status	App	Amount	
	Line Description				PO Number	Invoice Number	Invoice Dt	Amount				
LIERMAND000	LIERMAN ANDREW D	continued...										
		09/04/2018	15661	XXXXXXXXXXXXXXXXXX	Menards Eau Claire Eas, Eau Cla		09/06/2018		Invoiced	A	37.97	
	2 Blanket PO for misc purchases throughout the y				8101900006	705921-180900054	09/25/2018	37.97				
					15 transaction(s) for LIERMAND000. Total Amount =====>							3,930.93
MARKGMIC000	MARKGREN MICHAEL P	09/17/2018	15942	XXXXXXXXXXXXXXXXXX	Za 51, Altoona, WI, 54720, US		10/08/2018		Invoiced	A	17.00	
	1					705921-181000031	10/26/2018	17.00				
MCCUTDON000	MCCUTCHEON DONALD ALAN	09/28/2018	15914	XXXXXXXXXXXXXXXXXX	Amzn Mktp Us*mt87h9xj0, Amzn.Co		10/08/2018		Invoiced	A	33.18	
	2 2- Packs of 5				8271900044	705921-181000144	10/26/2018	33.18				
		09/28/2018	15915	XXXXXXXXXXXXXXXXXX	Amzn Mktp Us*mt5w99m72, Amzn.Co		10/08/2018		Invoiced	A	39.99	
	2 Student dividers for privacy (Protogoods Docum				8271900037	705921-181000145	10/26/2018	39.99				
		09/27/2018	15912	XXXXXXXXXXXXXXXXXX	Amazon.Com*mt4sx6xo2, Amzn.Com/		10/08/2018		Invoiced	A	29.28	
	2 Quaterback Scramble By: Brandon Terrell				8271900045	705921-181000146	10/26/2018	7.19				
	3 Hoop Rat By: Scott Ciencin				8271900045	705921-181000146	10/26/2018	6.95				
	4 Face-Off By: Stacy Juba				8271900045	705921-181000146	10/26/2018	8.99				
	5 Mystery at Lake Placid By: Roy MacGregor				8271900045	705921-181000146	10/26/2018	6.15				
		09/27/2018	15913	XXXXXXXXXXXXXXXXXX	Wal-Mart #1669, Eau Claire, WI,		10/08/2018		Invoiced	A	12.86	
	2 Command Strips are needed to hang items on our				8271900035	705921-181000147	10/26/2018	12.86				
		09/26/2018	15910	XXXXXXXXXXXXXXXXXX	Quill Corporation, 800-982-3400		10/08/2018		Invoiced	A	7.57	
	2 folders and magnetic clips (Julia S.), white b				8271900040	705921-181000148	10/26/2018	7.57				
		09/26/2018	15911	XXXXXXXXXXXXXXXXXX	Amzn Mktp Us*mt0g02ps0, Amzn.Co		10/08/2018		Invoiced	A	314.74	
	2 Bean Bag Chairs, Infant/Toddler toys, batterie				8271900043	705921-181000149	10/26/2018	314.74				
		09/25/2018	15908	XXXXXXXXXXXXXXXXXX	Amazon.Com*mt6zm7at1, Amzn.Com/		10/08/2018		Invoiced	A	18.98	
	2 1x 12-pk of D Cell batteries for Occupational				8271900057	705921-181000150	10/26/2018	18.98				
		09/25/2018	15909	XXXXXXXXXXXXXXXXXX	Amzn Mktp Us*mt1wx0010, Amzn.Co		10/08/2018		Invoiced	A	71.28	
	2 Bean Bag Chairs, Infant/Toddler toys, batterie				8271900043	705921-181000151	10/26/2018	71.28				
		09/24/2018	15906	XXXXXXXXXXXXXXXXXX	Amzn Mktp Us*mt4xp8jml, Amzn.Co		10/08/2018		Invoiced	A	6.99	
	2 Bean Bag Chairs, Infant/Toddler toys, batterie				8271900043	705921-181000152	10/26/2018	6.99				
		09/24/2018	15907	XXXXXXXXXXXXXXXXXX	Amazon.Com*mt43t7t81, Amzn.Com/		10/08/2018		Invoiced	A	19.05	
	2 Audio CD- OEU 1B Because of Winn Dixie				8271900032	705921-181000153	10/26/2018	19.05				
		09/21/2018	15901	XXXXXXXXXXXXXXXXXX	Learning A-Z, Llc, 866-889-3729		10/08/2018		Invoiced	A	109.95	
	2 A-Z subscription renewal ELL				8271900042	705921-181000154	10/26/2018	109.95				
		09/21/2018	15902	XXXXXXXXXXXXXXXXXX	Committee For Children, 8006344		10/08/2018		Invoiced	A	2,634.00	
	2 Second Step Grade 4 Classroom Kit Product # 0				7171900013	705921-181000155	10/26/2018	1,317.00				
	3 Second Step Grade 5 Classroom Kit Product # 00				7171900013	705921-181000155	10/26/2018	1,317.00				
		09/21/2018	15903	XXXXXXXXXXXXXXXXXX	Amzn Mktp Us*mt6q623kl, Amzn.Co		10/08/2018		Invoiced	A	12.70	
	2 Bean Bag Chairs, Infant/Toddler toys, batterie				8271900043	705921-181000156	10/26/2018	12.70				

Used By	Name	Tran Date	Tran ID	Card Number	Where Used	Purch Vendor	Imp Date	Post Date	Status	App	Amount
	Line Description				PO Number	Invoice Number	Invoice Dt	Amount			
MCCUTDON000	MCCUTCHEON DONALD ALAN	continued...									
		09/21/2018		15904 XXXXXXXXXXXXXXXXX	Quill Corporation, 800-982-3400			10/08/2018	Invoiced	A	42.76
	2 folders and magnetic clips (Julia S.), white b				8271900040	705921-181000157	10/26/2018	42.76			
		09/21/2018		15905 XXXXXXXXXXXXXXXXX	Amzn Mktp Us*mt5me0tt0, Amzn.Co			10/08/2018	Invoiced	A	23.00
	2 Bean Bag Chairs, Infant/Toddler toys, batterie				8271900043	705921-181000158	10/26/2018	23.00			
		09/19/2018		15897 XXXXXXXXXXXXXXXXX	Toppers Pizza Eastridg, Eau Cla			10/08/2018	Invoiced	A	50.56
	2 Pizza and water for Parent IEP Information Nig				8271900039	705921-181000159	10/26/2018	50.56			
		09/19/2018		15898 XXXXXXXXXXXXXXXXX	Kwik Trip 82800008284, Altoona,			10/08/2018	Invoiced	A	6.98
	2 Pizza and water for Parent IEP Information Nig				8271900039	705921-181000160	10/26/2018	6.98			
		09/19/2018		15899 XXXXXXXXXXXXXXXXX	Quill Corporation, 800-982-3400			10/08/2018	Invoiced	A	32.79
	2 HS Sped (new) teacher supplies, Pupil Services				8271900034	705921-181000161	10/26/2018	32.79			
		09/19/2018		15900 XXXXXXXXXXXXXXXXX	Quill Corporation, 800-982-3400			10/08/2018	Invoiced	A	5.59
	2 HS Sped (new) teacher supplies, Pupil Services				8271900034	705921-181000162	10/26/2018	5.59			
		09/18/2018		15896 XXXXXXXXXXXXXXXXX	Nasp Online, 3016570270, MD, 20			10/08/2018	Invoiced	A	105.00
	2 PREPaRE Book				7171900015	705921-181000163	10/26/2018	105.00			
		09/14/2018		15889 XXXXXXXXXXXXXXXXX	Wal-Mart #1669, Eau Claire, WI,			10/08/2018	Invoiced	A	48.20
	2 Adaptive Supplies for Special Education Studen				8271900029	705921-181000164	10/26/2018	48.20			
		09/14/2018		15890 XXXXXXXXXXXXXXXXX	Walmart.Com, 8009666546, AR, 72			10/08/2018	Invoiced	A	400.10
	2 Email an itemized list to Alan, snack items (f				8271900031	705921-181000165	10/26/2018	400.10			
		09/14/2018		15891 XXXXXXXXXXXXXXXXX	Quill Corporation, 800-982-3400			10/08/2018	Invoiced	A	390.15
	2 HS Sped (new) teacher supplies, Pupil Services				8271900034	705921-181000166	10/26/2018	390.15			
		09/14/2018		15892 XXXXXXXXXXXXXXXXX	Quill Corporation, 800-982-3400			10/08/2018	Invoiced	A	14.69
	2 HS Sped (new) teacher supplies, Pupil Services				8271900034	705921-181000167	10/26/2018	14.69			
		09/14/2018		15893 XXXXXXXXXXXXXXXXX	Quill Corporation, 800-982-3400			10/08/2018	Invoiced	A	5.19
	2 HS Sped (new) teacher supplies, Pupil Services				8271900034	705921-181000168	10/26/2018	5.19			
		09/14/2018		15894 XXXXXXXXXXXXXXXXX	Quill Corporation, 800-982-3400			10/08/2018	Invoiced	A	10.52
	2 HS Sped (new) teacher supplies, Pupil Services				8271900034	705921-181000169	10/26/2018	10.52			
		09/14/2018		15895 XXXXXXXXXXXXXXXXX	Quill Corporation, 800-982-3400			10/08/2018	Invoiced	A	4.23
	2 HS Sped (new) teacher supplies, Pupil Services				8271900034	705921-181000170	10/26/2018	4.23			
		09/13/2018		15888 XXXXXXXXXXXXXXXXX	Dss*achievmntproducts, 800-482-			10/08/2018	Invoiced	A	26.98
	2 Paints, Markers, Craft supplies, mop and broom				8271900030	705921-181000171	10/26/2018	26.98			
		09/12/2018		15886 XXXXXXXXXXXXXXXXX	Amazon.Com, Amzn.Com/Bill, WA,			10/08/2018	Invoiced	A	-42.54
	2 Mindsets and Moves (qty. 3); Number Talks (qty				1001900060	705921-181000172	10/26/2018	-42.54			
		09/12/2018		15887 XXXXXXXXXXXXXXXXX	Dss*achievmntproducts, 800-482-			10/08/2018	Invoiced	A	456.61
	2 Paints, Markers, Craft supplies, mop and broom				8271900030	705921-181000173	10/26/2018	456.61			
		09/10/2018		15883 XXXXXXXXXXXXXXXXX	Sams Club #8185, Eau Claire, WI			10/08/2018	Invoiced	A	352.45
	2 snacks and rewards				2001900049	705921-181000174	10/26/2018	352.45			

Used By	Name	Tran Date	Tran ID	Card Number	Where Used	Purch Vendor	Imp Date	Post Date	Status	App	Amount
		Line	Description	PO Number	Invoice Number	Invoice Dt	Amount				
MCCUTDON000	MCCUTCHEON DONALD ALAN	continued...									
		09/10/2018	15884	XXXXXXXXXXXXXXXXXX	Art.Com/Allposters.Com, 888-654		10/08/2018		Invoiced	A	195.94
	2	academic posters for room 4260			8271900024 705921-181000175	10/26/2018	195.94				
		09/10/2018	15885	XXXXXXXXXXXXXXXXXX	Amazon.Com, Amzn.Com/Bill, WA,		10/08/2018		Invoiced	A	198.03
	2	Mindsets and Moves (qty. 3); Number Talks (qty			1001900060 705921-181000176	10/26/2018	198.03				
		09/07/2018	15878	XXXXXXXXXXXXXXXXXX	Learning A-Z, Llc, 866-889-3729		10/08/2018		Invoiced	A	174.95
	2	Reading A-z renewal			2001900047 705921-181000177	10/26/2018	174.95				
		09/07/2018	15879	XXXXXXXXXXXXXXXXXX	Kwik Trip 82800008284, Altoona,		10/08/2018		Invoiced	A	5.30
	2	Kwik Trip Gas Card			7171900010 705921-181000178	10/26/2018	5.30				
		09/07/2018	15880	XXXXXXXXXXXXXXXXXX	Nasp Online, 3016570270, MD, 20		10/08/2018		Invoiced	A	145.00
	2	HOPS Training Manual			7171900016 705921-181000179	10/26/2018	130.00				
	3	Shipping			7171900016 705921-181000179	10/26/2018	15.00				
		09/07/2018	15881	XXXXXXXXXXXXXXXXXX	Amzn Mktp Us, Amzn.Com/Bill, WA		10/08/2018		Invoiced	A	49.98
	2	2 X \$24.99 each for acrylic glove dispenser fo			8271900027 705921-181000180	10/26/2018	49.98				
		09/07/2018	15882	XXXXXXXXXXXXXXXXXX	Everyday Speech, 16175640587, M		10/08/2018		Invoiced	A	34.53
	2	Upgrade Subscription			7171900012 705921-181000181	10/26/2018	34.53				
		09/06/2018	15876	XXXXXXXXXXXXXXXXXX	Big Lots Stores - #082, Eau Cla		10/08/2018		Invoiced	A	98.25
	2	Area rug, 2 chairs, and a body pillow			8271900025 705921-181000182	10/26/2018	98.25				
		09/06/2018	15877	XXXXXXXXXXXXXXXXXX	Amazon.Com, Amzn.Com/Bill, WA,		10/08/2018		Invoiced	A	22.37
	2	3M 3 2/3" by 9" coarse sand paper strips			8271900009 705921-181000183	10/26/2018	22.37				
		40 transaction(s) for MCCUTDON000. Total Amount ==>									6,168.18
MITCHMIC000	MITCH MICHELLE L	09/14/2018	15861	XXXXXXXXXXXXXXXXXX	Amzn Mktp Us, Amzn.Com/Bill, WA		10/08/2018		Invoiced	A	11.91
	2	Supplies for high school staff			4001900098 705921-181000000	10/26/2018	11.91				
		09/10/2018	15860	XXXXXXXXXXXXXXXXXX	Weaver S Country Store, Fall Cr		10/08/2018		Invoiced	A	41.99
	2	Supplies for high school staff			4001900098 705921-181000001	10/26/2018	41.99				
		2 transaction(s) for MITCHMIC000. Total Amount ==>									53.90
NORBEBON000	NORBERG BONITA R	09/26/2018	15864	XXXXXXXXXXXXXXXXXX	Amazon.Com*mt8kt0g12, Amzn.Com/		10/08/2018		Invoiced	A	35.79
	2	Classroom Order for 2018-2019 school year			1001900046 705921-181000002	10/26/2018	35.79				
		09/13/2018	15863	XXXXXXXXXXXXXXXXXX	Amzn Mktp Us*mt0a52432, Amzn.Co		10/08/2018		Invoiced	A	14.99
	2	Classroom Order for 2018-2019 school year			1001900046 705921-181000003	10/26/2018	14.99				
		09/07/2018	15862	XXXXXXXXXXXXXXXXXX	Amzn Mktp Us, Amzn.Com/Bill, WA		10/08/2018		Invoiced	A	17.67
	2	Classroom Order for 2018-2019 school year			1001900046 705921-181000004	10/26/2018	17.67				
		3 transaction(s) for NORBEBON000. Total Amount ==>									68.45
OLIVEJAM000	OLIVER JAMES A	09/26/2018	16137	XXXXXXXXXXXXXXXXXX	Kalahari Resort - Wi, Wisconsin		10/08/2018		Invoiced	A	144.95
	2	Hotel and food expenses for Wisconsin Athletic			4001900192 705921-181000260	10/26/2018	144.95				



Used By	Name	Tran Date	Tran ID	Card Number	Where Used	Purch Vendor	Imp Date	Post Date	Status	App	Amount
	Line	Description			PO Number	Invoice Number	Invoice Dt	Amount			
OLIVEJAM000	OLIVER JAMES A	continued...									
		09/19/2018	16136	XXXXXXXXXXXXXXXXXX	McDonald S	F3818, Rice Lake, WI		10/08/2018	Invoiced	A	9.16
	2	Athletic director misc. expenses		Conference AD	4001900067	705921-181000261	10/26/2018	9.16			
		09/17/2018	16135	XXXXXXXXXXXXXXXXXX	Samsclub #8185,	Eau Claire, WI,		10/08/2018	Invoiced	A	99.98
	2	Small refrigerator to put in the officials cha			4001900147	705921-181000262	10/26/2018	99.98			
		09/14/2018	16134	XXXXXXXXXXXXXXXXXX	Jacobson S	Hardware, Eau Claire		10/08/2018	Invoiced	A	7.17
	2	Athletic director misc. expenses		Conference AD	4001900067	705921-181000263	10/26/2018	7.17			
		4 transaction(s) for OLIVEJAM000. Total Amount ==>									261.26
ORTH JOY000	ORTH JOYCE MARIE	09/21/2018	15940	XXXXXXXXXXXXXXXXXX	Wisconsin Association,	608-257-		10/08/2018	Invoiced	A	145.00
	6	WASB Fall Regional Mtg (Poquette, Risler, Orth			8311900006	705921-181000025	10/26/2018	145.00			
		09/14/2018	15939	XXXXXXXXXXXXXXXXXX	Great Wolf Wisc	Dells, Baraboo,		10/08/2018	Invoiced	A	82.00
	5	Great Wolf Lodging Deposit (10/25 Orth, WASSA			8311900006	705921-181000026	10/26/2018	82.00			
		09/13/2018	15938	XXXXXXXXXXXXXXXXXX	Canva	02080-2369180, 8778877815		10/08/2018	Invoiced	A	2.00
	4	Canva purchases (graphic elements)			8311900006	705921-181000027	10/26/2018	2.00			
		09/11/2018	15937	XXXXXXXXXXXXXXXXXX	Canva	02078-2526952, 8778877815		10/08/2018	Invoiced	A	2.00
	4	Canva purchases (graphic elements)			8311900006	705921-181000028	10/26/2018	2.00			
		09/07/2018	15935	XXXXXXXXXXXXXXXXXX	Wasda,	Madison, WI, 53704, US		10/08/2018	Invoiced	A	130.00
	2	WASSA Fall Conf Reg (Orth)			8311900006	705921-181000029	10/26/2018	130.00			
		09/07/2018	15936	XXXXXXXXXXXXXXXXXX	Wasda,	Madison, WI, 53704, US		10/08/2018	Invoiced	A	75.00
	3	WASSA Dues (Orth)			8311900006	705921-181000030	10/26/2018	75.00			
		6 transaction(s) for ORTH JOY000. Total Amount ==>									436.00
PEGGSDAN000	PEGGS DANIEL S	09/28/2018	16004	XXXXXXXXXXXXXXXXXX	Little Caesars	1320 00, Eau Cla		10/08/2018	Invoiced	A	90.00
	2	Middle School Math night Pizza for parents and			2001900063	705921-181000089	10/26/2018	90.00			
		09/27/2018	16003	XXXXXXXXXXXXXXXXXX	50-50 Factory	Outlet, Eau Clair		10/08/2018	Invoiced	A	68.71
	2	Homecoming supplies			2601900007	705921-181000090	10/26/2018	68.71			
		2 transaction(s) for PEGGSDAN000. Total Amount ==>									158.71
RICHAJES000	RICHARDS JESSICA J	09/27/2018	16044	XXXXXXXXXXXXXXXXXX	Wm Supercenter #1669,	Eau Clair		10/08/2018	Invoiced	A	52.50
	2	Homecoming Supplies and DJ			4001900127	705921-181000125	10/26/2018	52.50			
		09/26/2018	16041	XXXXXXXXXXXXXXXXXX	Wm Supercenter #1669,	Eau Clair		10/08/2018	Invoiced	A	90.40
	2	Homecoming Supplies and DJ			4001900127	705921-181000126	10/26/2018	90.40			
		09/26/2018	16042	XXXXXXXXXXXXXXXXXX	Joann Stores #1866,	Eau Claire,		10/08/2018	Invoiced	A	21.06
	2	Homecoming Supplies and DJ			4001900127	705921-181000127	10/26/2018	21.06			
		09/26/2018	16043	XXXXXXXXXXXXXXXXXX	50-50 Factory	Outlet, Eau Clair		10/08/2018	Invoiced	A	140.12
	2	Homecoming Supplies and DJ			4001900127	705921-181000128	10/26/2018	140.12			

Used By	Name	Tran Date	Tran ID	Card Number	Where Used	Purch Vendor	Imp Date	Post Date	Status	App	Amount	
	Line Description				PO Number	Invoice Number	Invoice Dt	Amount				
RICHAJES000	RICHARDS JESSICA J	continued...										
		09/07/2018	16038	XXXXXXXXXXXXXXXXXX	Dollar Tree, Eau Claire, WI, 54		10/08/2018		Invoiced	A	16.00	
	2 Homecoming Supplies and DJ				4001900127	705921-181000129	10/26/2018	16.00				
		09/07/2018	16039	XXXXXXXXXXXXXXXXXX	50-50 Factory Outlet, Eau Clair		10/08/2018		Invoiced	A	16.44	
	2 Homecoming Supplies and DJ				4001900127	705921-181000130	10/26/2018	16.44				
		09/07/2018	16040	XXXXXXXXXXXXXXXXXX	Wasc, 6082417107, WI, 53704, US		10/08/2018		Invoiced	A	100.00	
	2 Yearly membership				0001900047	705921-181000131	10/26/2018	100.00				
		09/06/2018	16037	XXXXXXXXXXXXXXXXXX	Wpy*jessica Gross, 855-4693729,		10/08/2018		Invoiced	A	275.00	
	2 Google Summit Conference- Wisconsin Dells (Nov				4001900119	705921-181000132	10/26/2018	275.00				
		09/05/2018	15689	XXXXXXXXXXXXXXXXXX	Wal-Mart #1669, Eau Claire, WI,		09/06/2018		Invoiced	A	9.40	
	1					705921-180900078	09/25/2018	9.40				
					9 transaction(s) for RICHAJES000. Total Amount ==>							720.92
SCHEPMAR000	SCHEPPKE MARK J	09/28/2018	15983	XXXXXXXXXXXXXXXXXX	Amzn Mktp Us*mt7yn5vl0, Amzn.Co		10/08/2018		Invoiced	A	440.00	
	2 2 100 packs of headphones				8101900058	705921-181000054	10/26/2018	440.00				
		09/26/2018	15981	XXXXXXXXXXXXXXXXXX	Amzn Mktp Us*mt5a32140, Amzn.Co		10/08/2018		Invoiced	A	43.81	
	2 2 100 packs of headphones				8101900058	705921-181000055	10/26/2018	43.81				
		09/26/2018	15982	XXXXXXXXXXXXXXXXXX	Amzn Mktp Us*mtliw21bl, Amzn.Co		10/08/2018		Invoiced	A	237.50	
	2 2 100 packs of headphones				8101900058	705921-181000056	10/26/2018	237.50				
		09/24/2018	15980	XXXXXXXXXXXXXXXXXX	Menards Eau Claire Eas, Eau Cla		10/08/2018		Invoiced	A	59.83	
	2 Blanket PO 18-19				8101900055	705921-181000057	10/26/2018	59.83				
		09/19/2018	15979	XXXXXXXXXXXXXXXXXX	Ups (800) 811-1648, Altoona, WI		10/08/2018		Invoiced	A	16.55	
	2 Blanket PO 18-19				8101900055	705921-181000058	10/26/2018	16.55				
		09/18/2018	15978	XXXXXXXXXXXXXXXXXX	Amzn Mktp Us, Amzn.Com/Bill, WA		10/08/2018		Invoiced	A	279.99	
	2 Amazon Basic Mouse				8101900057	705921-181000059	10/26/2018	279.99				
		09/14/2018	15975	XXXXXXXXXXXXXXXXXX	Ram Technologies, Eau Claire, W		10/08/2018		Invoiced	A	139.95	
	2 Blanket PO 18-19				8101900055	705921-181000060	10/26/2018	139.95				
		09/14/2018	15976	XXXXXXXXXXXXXXXXXX	Asset Genie, 7248389588, PA, 15		10/08/2018		Invoiced	A	89.75	
	2 Keyboards and LCD Panels for HP Chromebooks				8101900066	705921-181000061	10/26/2018	89.75				
		09/14/2018	15977	XXXXXXXXXXXXXXXXXX	Amzn Mktp Us, Amzn.Com/Bill, WA		10/08/2018		Invoiced	A	816.26	
	2 Amazon Basic Mouse				8101900057	705921-181000062	10/26/2018	816.26				
		09/13/2018	15973	XXXXXXXXXXXXXXXXXX	Amzn Mktp Us, Amzn.Com/Bill, WA		10/08/2018		Invoiced	A	498.48	
	2 Amazon Basic Mouse				8101900057	705921-181000063	10/26/2018	498.48				
		09/13/2018	15974	XXXXXXXXXXXXXXXXXX	Amzn Mktp Us, Amzn.Com/Bill, WA		10/08/2018		Invoiced	A	10.99	
	2 Amazon Basic Mouse				8101900057	705921-181000064	10/26/2018	10.99				
		09/11/2018	15971	XXXXXXXXXXXXXXXXXX	Amazon Prime, Amzn.Com/Bill, WA		10/08/2018		Invoiced	A	119.98	
	2 Keyboards and LCD Panels for HP Chromebooks				8101900066	705921-181000065	10/26/2018	119.98				

Used By	Name	Tran Date	Tran ID	Card Number	Where Used	Purch Vendor	Imp Date	Post Date	Status	App	Amount
	Line	Description			PO Number	Invoice Number	Invoice Dt	Amount			
SCHEPMAR000	SCHEPPKE MARK J	continued...									
		09/11/2018	15972	XXXXXXXXXXXXXXXXXX	Asset Genie, 7248389588, PA, 15		10/08/2018		Invoiced	A	514.25
	1					705921-181000031	10/26/2018	514.25			
		09/07/2018	15968	XXXXXXXXXXXXXXXXXX	Asset Genie, 7248389588, PA, 15		10/08/2018		Invoiced	A	350.00
	3	Keyboards and LCD panels for Lenovo Chromebook			8101900066	705921-181000066	10/26/2018	350.00			
		09/07/2018	15969	XXXXXXXXXXXXXXXXXX	Asset Genie, 7248389588, PA, 15		10/08/2018		Invoiced	A	2,037.50
	4	Keyboard and LCD panels for Dell Chromebooks			8101900066	705921-181000067	10/26/2018	2,037.50			
		09/07/2018	15970	XXXXXXXXXXXXXXXXXX	Epson *store, 800-873-7766, CA,		10/08/2018		Invoiced	A	891.48
	5	Bulbs for Light Raise, UF 70 UF 75, and Epson			8101900041	705921-181000068	10/26/2018	891.48			
		09/06/2018	15967	XXXXXXXXXXXXXXXXXX	Gilmore Global Us, 8663636673,		10/08/2018		Invoiced	A	1,796.58
	3	Bulbs for Light Raise, UF 70 UF 75, and Epson			8101900041	705921-181000069	10/26/2018	1,796.58			
		09/04/2018	15640	XXXXXXXXXXXXXXXXXX	Google *gsuite_altoona, Cc@ggoog		09/06/2018		Invoiced	A	10.00
	2	Blanket PO 18-19			8101900055	705921-180900033	09/25/2018	10.00			
											18 transaction(s) for SCHEPMAR000. Total Amount ==>
											8,352.90
STEFFAND000	STEFFEN ANDREA M	09/27/2018	15922	XXXXXXXXXXXXXXXXXX	Target 00017749, Eau Claire, WI		10/08/2018		Invoiced	A	20.92
	2	AIS Homecoming			0001900105	705921-181000005	10/26/2018	20.92			
		09/25/2018	15921	XXXXXXXXXXXXXXXXXX	Wal-Mart #1669, Eau Claire, WI,		10/08/2018		Invoiced	A	30.07
	2	AIS Homecoming			0001900105	705921-181000006	10/26/2018	30.07			
		09/21/2018	15920	XXXXXXXXXXXXXXXXXX	Amazon.Com*mt85d9ja2, Amzn.Com/		10/08/2018		Invoiced	A	28.58
	2	LLI Prompting Guides for 12th Section (Guided			1551900011	705921-181000007	10/26/2018	28.58			
		09/20/2018	15919	XXXXXXXXXXXXXXXXXX	Amzn Mktp Us, Amzn.Com/Bill, WA		10/08/2018		Invoiced	A	32.99
	2	LLI Prompting Guides for 12th Section (Guided			1551900011	705921-181000008	10/26/2018	32.99			
		09/19/2018	15918	XXXXXXXXXXXXXXXXXX	Amzn Mktp Us, Amzn.Com/Bill, WA		10/08/2018		Invoiced	A	11.48
	2	LLI Prompting Guides for 12th Section (Guided			1551900011	705921-181000009	10/26/2018	11.48			
		09/17/2018	15917	XXXXXXXXXXXXXXXXXX	Amazon.Com, Amzn.Com/Bill, WA,		10/08/2018		Invoiced	A	52.07
	2	How the Stars Fell Into the Sky New Curricul			1551900012	705921-181000010	10/26/2018	52.07			
		09/06/2018	15916	XXXXXXXXXXXXXXXXXX	Recycle Away, Llc, 800-664-5340		10/08/2018		Invoiced	A	252.38
	2	16 recycle bins for classrooms			1551900009	705921-181000011	10/26/2018	252.38			
		09/04/2018	15616	XXXXXXXXXXXXXXXXXX	Amzn Mktp Us, Amzn.Com/Bill, WA		09/06/2018		Invoiced	A	33.93
	2	1 Copy of Visible Learning (Hattie) - PD for s			1551900008	705921-180900008	09/25/2018	33.93			
											8 transaction(s) for STEFFAND000. Total Amount ==>
											462.42
STEINWIL000	STEINKE WILLIAM E	09/27/2018	15934	XXXXXXXXXXXXXXXXXX	Menards Eau Claire Eas, Eau Cla		10/08/2018		Invoiced	A	165.22
	2	I will purchase supplies from Walmart (genera			2001900008	705921-181000018	10/26/2018	165.22			
		09/21/2018	15933	XXXXXXXXXXXXXXXXXX	Wal-Mart #1669, Eau Claire, WI,		10/08/2018		Invoiced	A	53.32
	2	Will purchase materials for the 3d printing (a			1501900019	705921-181000019	10/26/2018	53.32			

Used By	Name	Tran Date	Tran ID	Card Number	Where Used	Purch Vendor	Imp Date	Post Date	Status	App	Amount
	Line Description				PO Number	Invoice Number	Invoice Dt	Amount			
STEINWIL000	STEINKE WILLIAM E	continued...									
		09/20/2018	15932	XXXXXXXXXXXXXXXXXX	Wal-Mart #1669, Eau Claire, WI,		10/08/2018		Invoiced	A	120.41
	2 Will purchase materials for the 3d printing (a				1501900019	705921-181000020	10/26/2018	120.41			
		09/14/2018	15931	XXXXXXXXXXXXXXXXXX	Industrial Arts Supply, St Loui		10/08/2018		Invoiced	A	-30.00
	2 I will purchase supplies from Walmart (genera				2001900008	705921-181000021	10/26/2018	-30.00			
		09/12/2018	15930	XXXXXXXXXXXXXXXXXX	Industrial Arts Supply, St Loui		10/08/2018		Invoiced	A	459.25
	2 I will purchase supplies from Walmart (genera				2001900008	705921-181000022	10/26/2018	459.25			
		09/07/2018	15929	XXXXXXXXXXXXXXXXXX	Int*in *connected Clas, 920-268		10/08/2018		Invoiced	A	250.00
	2 CAD-TeachMe360-Revit subscription				4001900019	705921-181000023	10/26/2018	250.00			
		09/04/2018	15619	XXXXXXXXXXXXXXXXXX	Wm Supercenter #5373, Chippewa		09/06/2018		Invoiced	A	87.80
	2 Will purchase materials for the 3d printing (a				1501900019	705921-180900012	09/25/2018	87.80			
					7 transaction(s) for STEINWIL000. Total Amount ==>						1,106.00
TRACHLAU000	TRACHSEL LAURA M	09/28/2018	16036	XXXXXXXXXXXXXXXXXX	Imse, 8006469788, MI, 48033, US		10/08/2018		Invoiced	A	40.80
	2 Instructional Sand for Fine Motor and Literacy				1001900084	705921-181000122	10/26/2018	40.80			
WALSHRON000	WALSH RONALD J	09/26/2018	16142	XXXXXXXXXXXXXXXXXX	Concourse Hotel, Madison, WI, 5		10/08/2018		Invoiced	A	522.00
	1					705921-181000031	10/26/2018	522.00			
		09/21/2018	16143	XXXXXXXXXXXXXXXXXX	Clarys Gourmet Popcorn, Madison		10/08/2018		Invoiced	A	10.40
	1					705921-181000031	10/26/2018	10.40			
		09/21/2018	16144	XXXXXXXXXXXXXXXXXX	Maharani Indian, Madison, WI, 5		10/08/2018		Invoiced	A	29.42
	1					705921-181000031	10/26/2018	29.42			
		09/20/2018	16140	XXXXXXXXXXXXXXXXXX	Ians Pizza On State, Madison, W		10/08/2018		Invoiced	A	32.00
	1					705921-181000031	10/26/2018	32.00			
		09/20/2018	16141	XXXXXXXXXXXXXXXXXX	Hu Hot Eau Claire, Eau Claire,		10/08/2018		Invoiced	A	45.29
	1					705921-181000031	10/26/2018	45.29			
		09/14/2018	16139	XXXXXXXXXXXXXXXXXX	Exit 45 Restaurant, Menomonie,		10/08/2018		Invoiced	A	37.76
	1					705921-181000031	10/26/2018	37.76			
		09/13/2018	16138	XXXXXXXXXXXXXXXXXX	Hu Hot Eau Claire, Eau Claire,		10/08/2018		Invoiced	A	31.75
	1					705921-181000031	10/26/2018	31.75			
					7 transaction(s) for WALSHRON000. Total Amount ==>						708.62
					307 transaction(s). Total Amount ==>						53,125.36

\*\*\*\*\* End of report \*\*\*\*\*

# SCHOOL DISTRICT OF ALTOONA

## Bank Balances

October 2018

### GENERAL ACCOUNTS (FUNDS 10, 21, 23, 27, 38, 50, and 80)

#### CCF

Beginning balance	\$	362,390.24
Receipts	\$	74,613.60
Disbursements	\$	(1,857,572.67)
Transfers in	\$	1,585,000.00
Transfers out	\$	-
Line-of-Credit in	\$	85,000.00
Line-of-Credit out	\$	-
Ending Balance	\$	<u>249,431.17</u>

#### State Government Pool

Beginning balance	\$	1,522,547.31
Receipts	\$	65,847.48
Transfers in	\$	-
Transfers out	\$	(1,585,000.00)
Interest	\$	698.15
Ending Balance	\$	<u>4,092.94</u>

#### Wisconsin Liquid Asset Fund

Beginning balance	\$	2,146.17
Interest	\$	-
Ending Balance	\$	<u>2,146.17</u>

**GENERAL ACCOUNTS TOTAL** \$ 255,670.28

**SCHOOL DISTRICT OF ALTOONA**

***Bank Balances***

***October 2018***

**DEBT SERVICE FUND 39**

CCF

Beginning balance	\$	203,801.38
Receipts	\$	-
Disbursements	\$	-
Interest	\$	46.06
Ending Balance	\$	<u>203,847.44</u>

**STUDENT ACTIVITY FUND 60**

CCF

Beginning balance	\$	70,211.95
Receipts	\$	25,525.75
Disbursements	\$	(9,591.41)
Interest	\$	-
Ending Balance	\$	<u>86,146.29</u>

**Employee Benefit Trust Fund 73**

Mid America

Beginning balance	\$	774,034.41
Receipts	\$	-
Disbursements	\$	-
Gain or Loss	\$	-
Ending Balance	\$	<u>774,034.41</u>

Fd	T	Loc	Obj	Func	Func	2018-19	2018-19	2018-19	Unexpended
						Original Budget	Revised Budget	FY Activity	Balance
10	E	---	---	11	UNDIFF CURRICULUM	3,368,941.00	3,368,941.00	716,021.35	2,652,919.65
10	E	---	---	12	REGULAR CURRICULUM	4,147,341.00	4,150,691.00	867,640.01	3,283,050.99
10	E	---	---	13	VOCATIONAL CURRICULUM	536,908.00	536,908.00	109,919.67	426,988.33
10	E	---	---	14	PHYSICAL CURRICULUM	425,944.00	425,944.00	88,823.30	337,120.70
10	E	---	---	16	CO-CURRICULAR ACTIVITIES	363,241.00	363,241.00	110,324.16	252,916.84
10	E	---	---	17	SPECIAL NEEDS	18,775.00	18,775.00	3,892.90	14,882.10
10	E	---	---	21	PUPIL SERVICES	602,996.00	663,146.00	157,566.83	505,579.17
10	E	---	---	22	INSTRUCTIONAL STAFF SERVICES	987,951.00	995,451.00	225,921.38	769,529.62
10	E	---	---	23	GENERAL ADMINISTRATION	363,077.00	363,077.00	115,216.01	247,860.99
10	E	---	---	24	SCHOOL BUILDING ADMINISTRATION	1,166,743.00	1,166,743.00	319,629.59	847,113.41
10	E	---	---	25	BUSINESS ADMINISTRATION	3,044,672.00	3,048,672.00	1,048,965.16	1,999,706.84
10	E	---	---	26	CENTRAL SERVICES	105,328.00	105,328.00	21,221.48	84,106.52
10	E	---	---	27	INSURANCE/DISTRICT	136,100.00	136,100.00	155,927.00	-19,827.00
10	E	---	---	28	DEBT SERVICES - SHORT TERM	4,000.00	4,000.00		4,000.00
10	E	---	---	29	OTHER SUPPORT SERVICES	420,698.00	420,698.00	263,203.18	157,494.82
10	E	---	---	41	INTERFUND TRANSFERS	2,317,126.00	2,317,126.00	400,000.00	1,917,126.00
10	E	---	---	43	GENERAL TUITION PAYMENTS	1,607,996.00	1,607,996.00	179,800.00	1,428,196.00
10	-	---	---	-----	GENERAL	19,617,837.00	19,692,837.00	4,784,072.02	14,908,764.98
21	E	---	---	11	UNDIFF CURRICULUM	250.00	250.00	501.93	-251.93
21	E	---	---	13	VOCATIONAL CURRICULUM	50,000.00	50,000.00		50,000.00
21	E	---	---	14	PHYSICAL CURRICULUM	3,000.00	3,000.00	2,027.75	972.25
21	E	---	---	21	PUPIL SERVICES	12,500.00	12,500.00	1,023.00	11,477.00
21	E	---	---	22	INSTRUCTIONAL STAFF SERVICES	10,000.00	10,000.00		10,000.00
21	E	---	---	25	BUSINESS ADMINISTRATION	125,000.00	125,000.00	11,871.78	113,128.22
21	-	---	---	-----	SPECIAL REVENUE TRUST FUND	200,750.00	200,750.00	15,424.46	185,325.54
27	E	---	---	12	REGULAR CURRICULUM	3,350.00			
27	E	---	---	15	SPECIAL ED CURRICULUM	2,275,721.00	2,275,721.00	430,901.01	1,844,819.99
27	E	---	---	21	PUPIL SERVICES	377,703.00	317,553.00	63,627.28	253,925.72
27	E	---	---	22	INSTRUCTIONAL STAFF SERVICES	219,039.00	211,539.00	71,268.20	140,270.80
27	E	---	---	25	BUSINESS ADMINISTRATION	139,000.00	135,000.00	34,708.35	100,291.65
27	E	---	---	43	GENERAL TUITION PAYMENTS	106,004.00	106,004.00	16,736.95	89,267.05
27	E	---	---	49	OTHER NON-PROGRAM TRANSACTIONS	59,000.00	59,000.00		59,000.00
27	-	---	---	-----	SPECIAL EDUCATION FUND	3,179,817.00	3,104,817.00	617,241.79	2,487,575.21
38	E	---	---	28	DEBT SERVICES - SHORT TERM	250,000.00			
38	-	---	---	-----	NON-REFERENDUM DEBT	250,000.00			
39	E	---	---	28	DEBT SERVICES - SHORT TERM	1,852,468.00	1,852,468.00	321,233.75	1,531,234.25
39	-	---	---	-----	REFERENDUM APPROVED DEBT SERV	1,852,468.00	1,852,468.00	321,233.75	1,531,234.25
50	E	---	---	25	BUSINESS ADMINISTRATION	702,885.00	702,885.00	83,094.58	619,790.42
50	-	---	---	-----	FOOD SERVICE	702,885.00	702,885.00	83,094.58	619,790.42
73	E	---	---	42	Fiduciary Fund Expenditures	508,801.00	508,801.00		508,801.00
73	-	---	---	-----	Employee Benefit Trust Fund	508,801.00	508,801.00		508,801.00
80	E	---	---	25	BUSINESS ADMINISTRATION	7,500.00	7,500.00	5,434.00	2,066.00
80	E	---	---	26	CENTRAL SERVICES	9,215.00	9,215.00	4,197.52	5,017.48
80	E	---	---	29	OTHER SUPPORT SERVICES	32,000.00	32,000.00		32,000.00
80	E	---	---	31	COMMUNITY SERVICE	19,084.00	19,084.00	4,458.94	14,625.06
80	E	---	---	39		58,940.00	58,940.00	29,420.41	29,519.59
80	-	---	---	-----	COMMUNITY SERVICE	126,739.00	126,739.00	43,510.87	83,228.13
Grand Expense Total						26,439,297.00	26,189,297.00	5,864,577.47	20,324,719.53

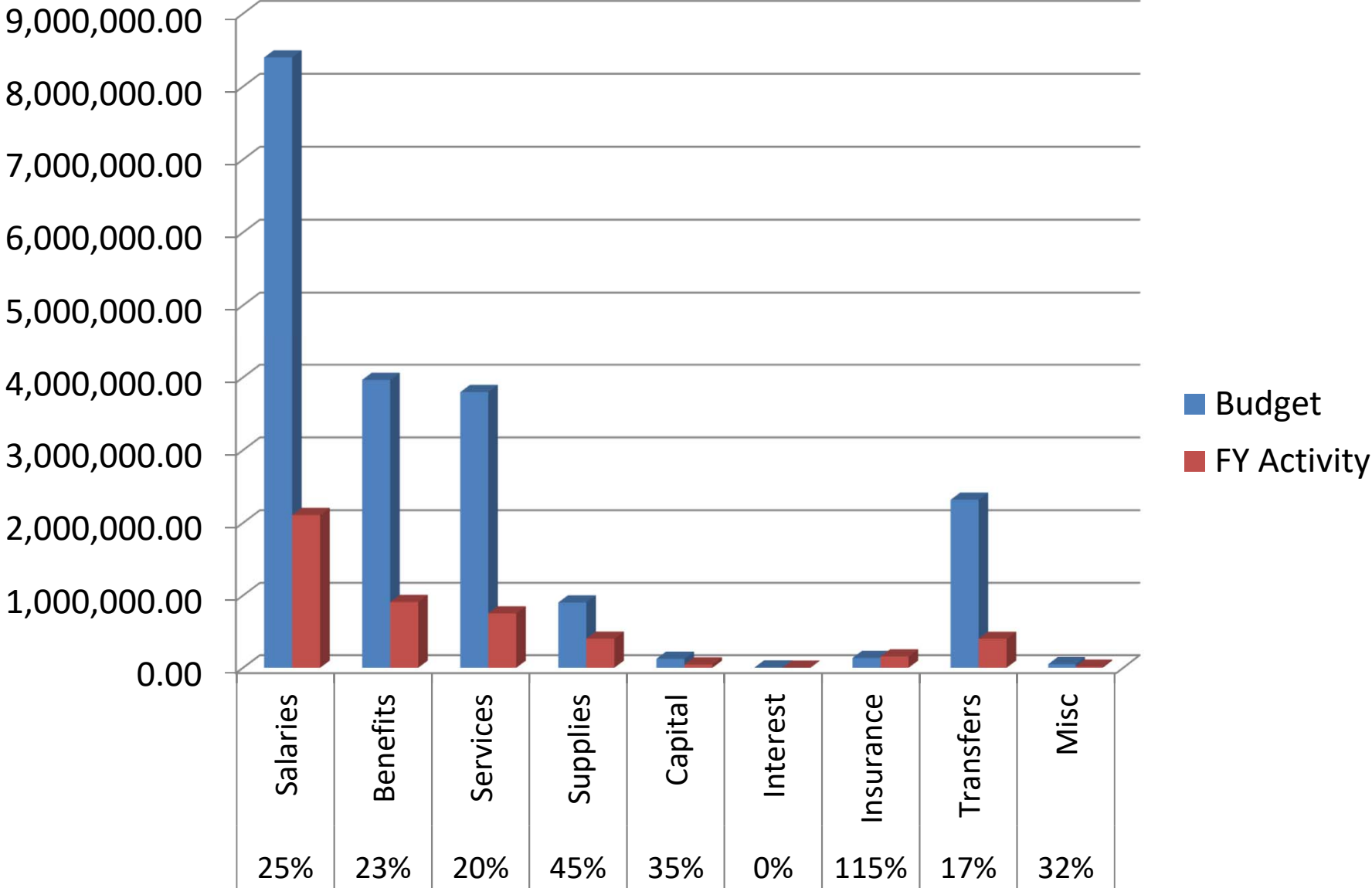
Fd	T	Loc	Obj	Func	Func	2018-19 Original Budget	2018-19 Revised Budget	2018-19 FY Activity	Unexpended Balance
----	---	-----	-----	------	------	----------------------------	---------------------------	------------------------	-----------------------

Number of Accounts: 1961

\*\*\*\*\* End of report \*\*\*\*\*



# Board Approved Expenditures vs. Budget



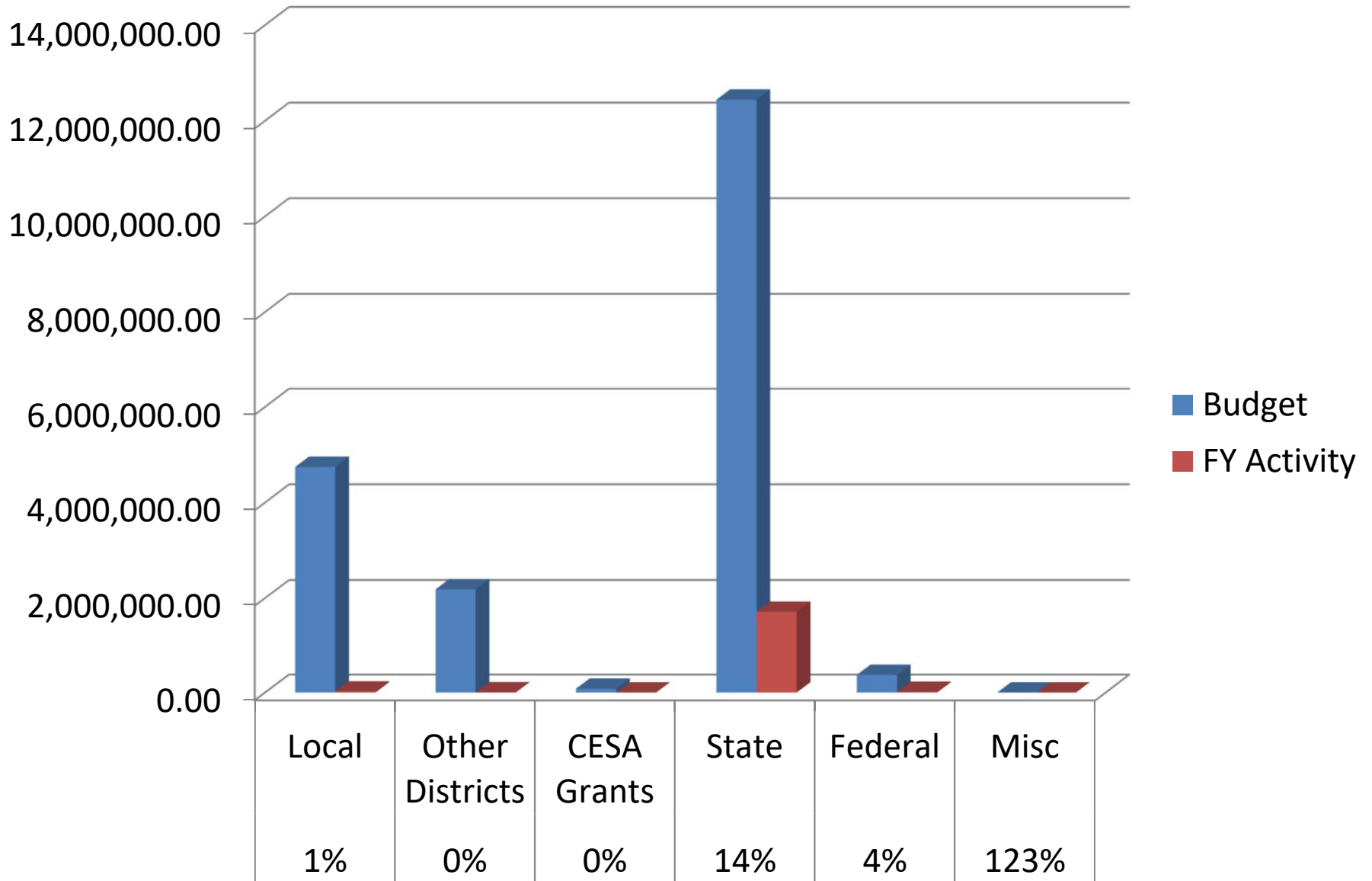
Fd	T	Loc	Obj	Fu	Src	2018-19	2018-19	2018-19	Unexpended
						Original Budget	Revised Budget	FY Activity	Balance
10	R	400	34-	--	GRANTS-OTHER SCHOOL DISTRICTS	25,000.00	25,000.00		25,000.00
10	R	800	21-	--	TAXES	4,687,783.00	4,687,783.00	2,929.14	4,684,853.86
10	R	800	27-	--	SCHOOL ACTIVITY-INCOME	39,950.00	39,950.00	11,705.08	28,244.92
10	R	800	28-	--	INTEREST ON INVESTMENT	5,000.00	5,000.00	6,335.35	-1,335.35
10	R	800	29-	--	OTHER REVENUES-LOCAL SOURCES	10,650.00	10,650.00	2,966.17	7,683.83
10	R	800	34-	--	GRANTS-OTHER SCHOOL DISTRICTS	2,158,741.00	2,158,741.00	4,225.00	2,154,516.00
10	R	800	51-	--	TRANSIT OF AIDS-INTERMED SRCES	62,000.00	62,000.00		62,000.00
10	R	800	58-	--	MEDICAL SERVICE REIMBURSEMENTS	20,000.00	20,000.00		20,000.00
10	R	800	61-	--	STATE AID-CATEGORICAL	85,000.00	85,000.00		85,000.00
10	R	800	62-	--	STATE AID-GENERAL	10,711,150.00	10,711,150.00	1,555,471.00	9,155,679.00
10	R	800	63-	--	SPECIAL PROJECTS GRANT	20,400.00	95,400.00		95,400.00
10	R	800	65-	--	SAGE GRANT	475,000.00	475,000.00	154,807.00	320,193.00
10	R	800	69-	--	OTHER REVENUE - STATE SOURCES	1,073,474.00	1,073,474.00		1,073,474.00
10	R	800	73-	--	SPECIAL PROJECTS GRANTS	160,000.00	160,000.00		160,000.00
10	R	800	75-	--	TITLE I	215,000.00	215,000.00	15,698.41	199,301.59
10	R	800	97-	--	REFUND OF DISBURSEMENT			1,234.50	-1,234.50
10	R	800	99-	--	Other Miscellaneous Revenue	1,000.00	1,000.00		1,000.00
10	R	---	---	--	Revenue	19,750,148.00	19,825,148.00	1,755,371.65	18,069,776.35
10	-	---	---	--	GENERAL	19,750,148.00	19,825,148.00	1,755,371.65	18,069,776.35
21	R	150	29-	--	OTHER REVENUES-LOCAL SOURCES	250.00	250.00		250.00
21	R	800	29-	--	OTHER REVENUES-LOCAL SOURCES	200,750.00	200,750.00	19,056.00	181,694.00
21	R	---	---	--	Revenue	201,000.00	201,000.00	19,056.00	181,944.00
21	-	---	---	--	SPECIAL REVENUE TRUST FUND	201,000.00	201,000.00	19,056.00	181,944.00
27	R	800	11-	--	OPERATING TRANSFERS-IN	1,917,126.00	1,917,126.00		1,917,126.00
27	R	800	31-	--	TRANSIT OF AIDS-INTERDISTRICT	2,200.00	2,200.00	5,611.46	-3,411.46
27	R	800	34-	--	GRANTS-OTHER SCHOOL DISTRICTS	90,000.00	90,000.00		90,000.00
27	R	800	51-	--	TRANSIT OF AIDS-INTERMED SRCES	8,750.00	8,750.00		8,750.00
27	R	800	58-	--	MEDICAL SERVICE REIMBURSEMENTS	160,000.00	160,000.00		160,000.00
27	R	800	61-	--	STATE AID-CATEGORICAL	683,988.00	683,988.00	97,693.00	586,295.00
27	R	800	63-	--	SPECIAL PROJECTS GRANT	75,000.00			
27	R	800	73-	--	SPECIAL PROJECTS GRANTS	242,753.00	242,753.00	42,537.73	200,215.27
27	R	---	---	--	Revenue	3,179,817.00	3,104,817.00	145,842.19	2,958,974.81
27	-	---	---	--	SPECIAL EDUCATION FUND	3,179,817.00	3,104,817.00	145,842.19	2,958,974.81
38	R	800	21-	--	TAXES	50,000.00	50,000.00		50,000.00
38	R	---	---	--	Revenue	50,000.00	50,000.00		50,000.00
38	-	---	---	--	NON-REFERENDUM DEBT	50,000.00	50,000.00		50,000.00
39	R	800	11-	--	OPERATING TRANSFERS-IN	400,000.00	400,000.00	400,000.00	
39	R	800	21-	--	TAXES	1,363,678.00	1,363,678.00		1,363,678.00
39	R	800	28-	--	INTEREST ON INVESTMENT	3,000.00	3,000.00	2,820.85	179.15
39	R	---	---	--	Revenue	1,766,678.00	1,766,678.00	402,820.85	1,363,857.15
39	-	---	---	--	REFERENDUM APPROVED DEBT SERV	1,766,678.00	1,766,678.00	402,820.85	1,363,857.15
50	R	800	25-	--	FOOD SERVICE SALES	329,300.00	329,300.00	80,849.30	248,450.70
50	R	800	28-	--	INTEREST ON INVESTMENT	200.00	200.00		200.00
50	R	800	61-	--	STATE AID-CATEGORICAL	16,000.00	16,000.00		16,000.00
50	R	800	71-	--	FEDERAL AID-CATEGORICAL	386,000.00	386,000.00	77,576.19	308,423.81
50	R	---	---	--	Revenue	731,500.00	731,500.00	158,425.49	573,074.51
50	-	---	---	--	FOOD SERVICE	731,500.00	731,500.00	158,425.49	573,074.51
73	R	800	28-	--	INTEREST ON INVESTMENT	10,000.00	10,000.00	2,501.71	7,498.29
73	R	800	95-	--	Contributions to Emp Benefits	508,801.00	508,801.00		508,801.00
73	R	---	---	--	Revenue	518,801.00	518,801.00	2,501.71	516,299.29
73	-	---	---	--	Employee Benefit Trust Fund	518,801.00	518,801.00	2,501.71	516,299.29

Fd	T	Loc	Obj	Fu	Src	2018-19	2018-19	2018-19	Unexpended
						Original Budget	Revised Budget	FY Activity	Balance
80	R	800	21-	--	TAXES	130,000.00	130,000.00		130,000.00
80	R	---	---	--	Revenue	130,000.00	130,000.00		130,000.00
80	-	---	---	--	COMMUNITY SERVICE	130,000.00	130,000.00		130,000.00
<hr/>									
Grand Revenue T						26,327,944.00	26,327,944.00	2,484,017.89	23,843,926.11

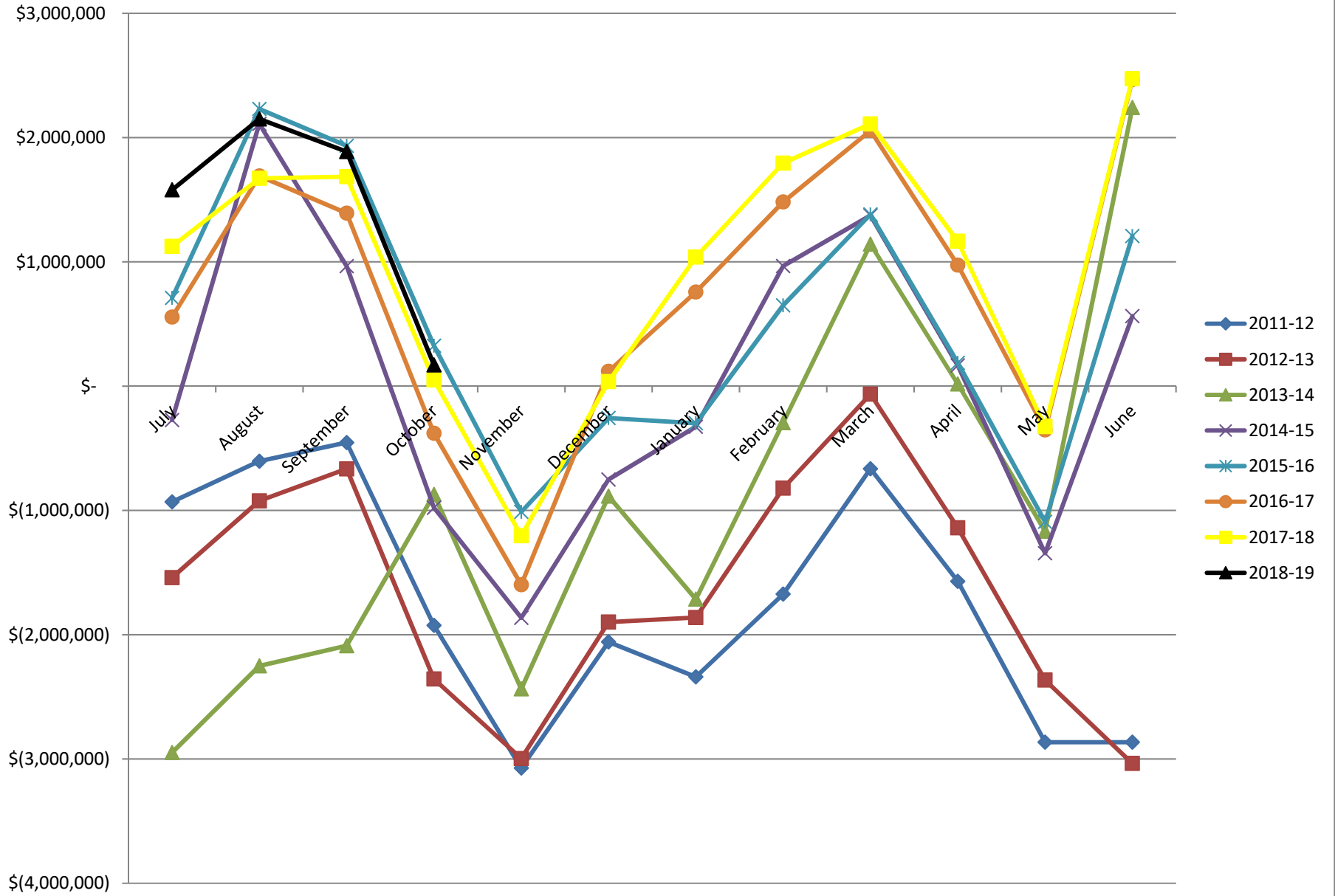
Number of Accounts: 80

\*\*\*\*\* End of report \*\*\*\*\*

## Board Approved Revenues vs. Budget



### Cash Position Less Borrowing 2011-12 to 2016-17 - General Fund



Budget Revisions
------------------

Fund 38	Account	Original Budget	Revised Budget	
Eliminate Payment Due	38 E 800 675 281000 000	\$ 250,000.00	\$ -	Principal Payment Due

Fund 10	Account	Original Budget	Revised Budget	
Transfer Mental Health Grant from Fund 27 to Fund 10	10 R 800 630 500000 297	\$ -	\$ 75,000.00	Grant Revenue
Transfer Mental Health Grant from Fund 27 to Fund 10	10 E 800 100 120000 297	\$ -	\$ 3,000.00	General Salaries
Transfer Mental Health Grant from Fund 27 to Fund 10	10 E 800 222 120000 297	\$ -	\$ 350.00	General FICA/Medicare
Transfer Mental Health Grant from Fund 27 to Fund 10	10 E 800 105 214100 297	\$ -	\$ 35,000.00	Coordinator Salary
Transfer Mental Health Grant from Fund 27 to Fund 10	10 E 800 212 214100 297	\$ -	\$ 2,310.00	Coordinator WRS
Transfer Mental Health Grant from Fund 27 to Fund 10	10 E 800 222 214100 297	\$ -	\$ 2,678.00	Coordinator FICA/Medicare
Transfer Mental Health Grant from Fund 27 to Fund 10	10 E 800 240 214100 297	\$ -	\$ 7,972.00	Coordinator Health Ins
Transfer Mental Health Grant from Fund 27 to Fund 10	10 E 800 240 214100 297	\$ -	\$ 40.00	Coordinator Dental Ins
Transfer Mental Health Grant from Fund 27 to Fund 10	10 E 800 411 214100 297	\$ -	\$ 12,150.00	Supplies
Transfer Mental Health Grant from Fund 27 to Fund 10	10 E 800 310 221300 297	\$ -	\$ 7,500.00	Purchased Services
Transfer Mental Health Grant from Fund 27 to Fund 10	10 E 800 341 256710 297	\$ -	\$ 4,000.00	Student Transportation
Transfer Mental Health Grant from Fund 27 to Fund 10	27 R 800 630 500000 297	\$ 75,000.00	\$ -	Grant Revenue
Transfer Mental Health Grant from Fund 27 to Fund 10	27 E 700 110 120000 297	\$ 3,000.00	\$ -	General Salaries
Transfer Mental Health Grant from Fund 27 to Fund 10	27 E 700 222 120000 297	\$ 350.00	\$ -	General FICA/Medicare
Transfer Mental Health Grant from Fund 27 to Fund 10	27 E 700 105 214100 297	\$ 35,000.00	\$ -	Coordinator Salary
Transfer Mental Health Grant from Fund 27 to Fund 10	27 E 700 212 214100 297	\$ 2,310.00	\$ -	Coordinator WRS
Transfer Mental Health Grant from Fund 27 to Fund 10	27 E 700 222 214100 297	\$ 2,678.00	\$ -	Coordinator FICA/Medicare
Transfer Mental Health Grant from Fund 27 to Fund 10	27 E 700 240 214100 297	\$ 7,972.00	\$ -	Coordinator Health Ins
Transfer Mental Health Grant from Fund 27 to Fund 10	27 E 700 243 214100 297	\$ 40.00	\$ -	Coordinator Dental Ins
Transfer Mental Health Grant from Fund 27 to Fund 10	27 E 700 411 214100 297	\$ 12,150.00	\$ -	Supplies
Transfer Mental Health Grant from Fund 27 to Fund 10	27 E 700 310 221300 297	\$ 7,500.00	\$ -	Purchased Services
Transfer Mental Health Grant from Fund 27 to Fund 10	27 E 700 341 256750 297	\$ 4,000.00	\$ -	Student Transportation
	Total Revenues	\$ 75,000.00	\$ 75,000.00	
	Total Expenses	\$ 75,000.00	\$ 75,000.00	



**ALTOONA**

**FAB LAB**

**OPEN HOUSE**

**Thursday | Nov. 29 | 5pm to 7pm**

**Explore the FAB  
LAB and create a  
laser engraved picture  
keepsake!**

## **EVENT:**

5:00 PM

Welcome & Introduction

5:15-7:00 PM

Project lesson and work time  
in rooms

## **FUTURE PLANS:**

Additional events are planned  
for winter and spring

Add additional community  
outreach nights will also be  
drawn from the suggestions  
that participants make.

Partner with additional staff  
and community members to  
offer other learning events



**Example of project that  
participants will create.**



School Report Cards were released today statewide and we have much to celebrate!

Among the CESA 10 schools (30 school districts in our region), our District Score of 81.4 ranks 3rd out of the 30 districts!

- With their 83.1 ranking, Altoona Intermediate School earned a Significantly Exceeds Expectations designation and they rank #9 out of 48 CESA 10 (K-5) schools
- Altoona Middle School has a score of 81.3, and ranks #2 out of 21 CESA 10 middle/junior high schools
- Altoona Elementary (81.2) is #13 out of 48 CESA 10 (K-5) schools
- Altoona High (75.2) is #6 out of 30 CESA 10 high schools

More... <https://www.altoona.k12.wi.us/schoolreportcards.cfm>

**Overall Score**

81.4

★★★★☆  
Exceeds Expectations

Overall Accountability Ratings	Score
Significantly Exceeds Expectations	83-100 ★★★★★
Exceeds Expectations	73-82.9 ★★★★★
Meets Expectations	63-72.9 ★★★★★
Meets Few Expectations	53-62.9 ★★★★★
Fails to Meet Expectations	0-52.9 ★★★★★

**ALTOONA**

**Our District "Overall Accountability Score" of 81.4 ranks 3rd among the 30 CESA 10 Districts!**

**School District of Altoona**  
Published by Joyce Wedlund Orth (19)  
Page Liked · November 13 ·

School Report Cards were released today statewide and we have much to celebrate!

Among the CESA 10 schools (30 school districts in our region), our District Score of 81.4 ranks 3rd out of the 30 districts!

- With their 83.1 ranking, Altoona Intermediate School earned a Significantly Exceeds Expectations designation and they rank #9 out of 48 CESA 10 (K-5) schools
- Altoona Middle School has a score of 81.3, and ranks #2 out of 21 CESA 10 middle/junior high schools
- Altoona Elementary (81.2) is #13 out of 48 CESA 10 (K-5) schools
- Altoona High (75.2) is #6 out of 30 CESA 10 high schools

More... <https://www.altoona.k12.wi.us/schoolreportcards.cfm>

Tag Photo Add Location Edit

149 10 Comments 24 Shares

Like Comment Share

Oldest

View 4 more comments

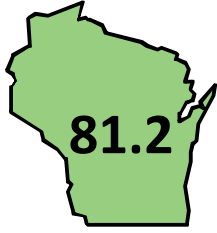
Betty Glueh Voss Good going Altoona.

Write a comment...



**Altoona Elementary**  
**Altoona | Public - All Students**  
 School Report Card | 2017-18 | Summary

**Overall Score**



**Exceeds Expectations**

Overall Accountability Ratings	Score
<b>Significantly Exceeds Expectations</b>	<b>83-100</b> ★★★★★
<b>Exceeds Expectations</b>	<b>73-82.9</b> ★★★★★☆
<b>Meets Expectations</b>	<b>63-72.9</b> ★★★☆☆
<b>Meets Few Expectations</b>	<b>53-62.9</b> ★★☆☆☆
<b>Fails to Meet Expectations</b>	<b>0-52.9</b> ★☆☆☆☆

**School Information**

Grades	K4-3
School Type	Elementary School
Enrollment	601
Percent Open Enrollment	16.0%
<i>Race/Ethnicity</i>	
American Indian or Alaskan Native	0.0%
Asian	2.3%
Black or African American	1.3%
Hispanic/Latino	6.2%
Native Hawaiian or Other Pacific Islander	0.0%
White	82.7%
Two or More Races	7.5%
<i>Student Groups</i>	
Students with Disabilities	14.5%
Economically Disadvantaged	38.4%
English Learners	2.7%

Priority Areas	School Score	Max Score	K-5 State	K-5 Max
<b>Student Achievement</b>	<b>72.8/100</b>		<b>66.0/100</b>	
English Language Arts (ELA) Achievement	34.2/50		32.2/50	
Mathematics Achievement	38.6/50		33.8/50	

Priority Areas	School Score	Max Score	K-5 State	K-5 Max
<b>School Growth</b>	<b>NA/NA</b>		<b>66.0/100</b>	
English Language Arts (ELA) Growth	NA/NA		33.0/50	
Mathematics Growth	NA/NA		33.0/50	

Priority Areas	School Score	Max Score	K-5 State	K-5 Max
<b>Closing Gaps</b>	<b>83.5/100</b>		<b>69.6/100</b>	
English Language Arts (ELA) Achievement Gaps	37.9/50		36.2/50	
Mathematics Achievement Gaps	45.6/50		33.4/50	
Graduation Rate Gaps	NA/NA		NA/NA	

Priority Areas	School Score	Max Score	K-5 State	K-5 Max
<b>On-Track and Postsecondary Readiness</b>	<b>90.2/100</b>		<b>87.4/100</b>	
Graduation Rate	NA/NA		NA/NA	
Attendance Rate	76.5/80		74.8/80	
3rd Grade English Language Arts (ELA) Achievement	13.7/20		12.6/20	
8th Grade Mathematics Achievement	NA/NA		NA/NA	

Priority Area Weights	Percentage Weight
Student Achievement	37.5%
School Growth	NA
Closing Gaps	37.5%
On-Track and Postsecondary Readiness	25.0%

Note: For details about how weights are determined, see weighting calculator: [https://oea-dpi.shinyapps.io/overall\\_weighting\\_calculator/](https://oea-dpi.shinyapps.io/overall_weighting_calculator/)

Student Engagement Indicators	Total Deductions: 0
Absenteeism Rate (goal <13%)	Goal met: no deduction
Dropout Rate (goal <6%)	Goal met: no deduction

**Test Participation Information**

Includes Forward Exam (grades 3-8), ACT (grade 11), and Dynamic Learning Maps (grades 3-8 and 11)

Group	ELA 1-Year	ELA 3-Year	Math 1-Year	Math 3-Year
All-Students Rate	99.3%	99.2%	99.3%	99.5%
Lowest Subgroup Rate: SwD	95.8%	95.7%	95.8%	95.7%

^Note: Outlier score fluctuation is noted by ^ when any school or district report card has a 10-point or greater change (up or down) in its Overall Score. This amount of change in a single year is considered an outlier, and may or may not be reflective of actual school/district change in performance. Careful and cautious review of the report card and all supplemental pages is recommended. For assistance in better understanding this report card, contact the Office of Educational Accountability: [reportcardhelp@dpi.wi.gov](mailto:reportcardhelp@dpi.wi.gov).



**Altoona Elementary**  
**Altoona | Public - All Students**  
 School Report Card Detail | 2017-18 | Student Achievement

## Student Achievement

## Total Score: 72.8/100

### English Language Arts Achievement Score: 34.2/50

Performance Level	Points Multiplier	2015-16			2016-17			2017-18		
		Students		Points	Students		Points	Students		Points
		Count	Percent		Count	Percent		Count	Percent	
Advanced	1.5	19	16.8%	28.5	13	9.8%	19.5	10	7.6%	15
Proficient	1.0	44	38.9%	44	43	32.3%	43	43	32.8%	43
Basic	0.5	36	31.9%	18	49	36.8%	24.5	52	39.7%	26
Below Basic	0.0	14	12.4%	0	28	21.1%	0	26	19.8%	0
Total Tested	-	113	100.0%	90.5	133	100.0%	87	131	100.0%	84

### Mathematics Achievement Score: 38.6/50

Performance Level	Points Multiplier	2015-16			2016-17			2017-18		
		Students		Points	Students		Points	Students		Points
		Count	Percent		Count	Percent		Count	Percent	
Advanced	1.5	14	12.4%	21	16	12.0%	24	18	13.7%	27
Proficient	1.0	48	42.5%	48	56	42.1%	56	56	42.7%	56
Basic	0.5	34	30.1%	17	47	35.3%	23.5	36	27.5%	18
Below Basic	0.0	17	15.0%	0	14	10.5%	0	21	16.0%	0
Total Tested	-	113	100.0%	86	133	100.0%	103.5	131	100.0%	101

#### Notes

- Details on student achievement calculations can be found at <https://dpi.wi.gov/accountability/resources> .
- Student Achievement is based on Wisconsin Student Assessment System (WSAS) results for full academic year (FAY) students in all tested grades in the school.
- Scores are based on student performance on WSAS mathematics and English language arts statewide assessments.
- Points displayed in the tables above are weighted so that larger numbers of students and more recent years contribute more to the score for the Priority Area.



**Altoona Elementary**  
**Altoona | Public - All Students**  
 School Report Card Detail | 2017-18 | Student Achievement

## Student Achievement

## Supplemental Data

Group performance is provided on this page for informational purposes only. These data are not used to determine the Student Achievement scores used in the accountability system.

### English Language Arts Supplemental Data

Group	2015-16					2016-17					2017-18				
	Total Tested	Percent Advanced	Percent Proficient	Percent Basic	Percent Below Basic	Total Tested	Percent Advanced	Percent Proficient	Percent Basic	Percent Below Basic	Total Tested	Percent Advanced	Percent Proficient	Percent Basic	Percent Below Basic
All Students: State	437,905	8.6%	33.8%	34.8%	22.8%	444,382	9.4%	34.1%	34.3%	22.2%	445,203	8.1%	33.5%	34.7%	23.8%
All Students: School	113	16.8%	38.9%	31.9%	12.4%	133	9.8%	32.3%	36.8%	21.1%	131	7.6%	32.8%	39.7%	19.8%
American Indian or Alaskan Native	<20	*	*	*	*	<20	*	*	*	*	<20	*	*	*	*
Asian	<20	*	*	*	*	<20	*	*	*	*	<20	*	*	*	*
Black or African American	<20	*	*	*	*	<20	*	*	*	*	<20	*	*	*	*
Hispanic/Latino	<20	*	*	*	*	<20	*	*	*	*	<20	*	*	*	*
Native Hawaiian or Other Pacific Islander	<20	*	*	*	*	<20	*	*	*	*	<20	*	*	*	*
White	96	19.8%	41.7%	27.1%	11.5%	116	10.3%	34.5%	35.3%	19.8%	113	8.0%	34.5%	42.5%	15.0%
Two or More Races	<20	*	*	*	*	<20	*	*	*	*	<20	*	*	*	*
Students with Disabilities	<20	*	*	*	*	<20	*	*	*	*	22	0.0%	18.2%	22.7%	59.1%
Economically Disadvantaged	45	11.1%	28.9%	37.8%	22.2%	63	4.8%	28.6%	42.9%	23.8%	55	5.5%	29.1%	30.9%	34.5%
English Learners	<20	*	*	*	*	<20	*	*	*	*	<20	*	*	*	*

### Mathematics Supplemental Data

Group	2015-16					2016-17					2017-18				
	Total Tested	Percent Advanced	Percent Proficient	Percent Basic	Percent Below Basic	Total Tested	Percent Advanced	Percent Proficient	Percent Basic	Percent Below Basic	Total Tested	Percent Advanced	Percent Proficient	Percent Basic	Percent Below Basic
All Students: State	439,081	7.9%	33.1%	32.7%	26.3%	445,061	8.1%	33.2%	32.5%	26.2%	445,804	8.7%	33.3%	31.9%	26.1%
All Students: School	113	12.4%	42.5%	30.1%	15.0%	133	12.0%	42.1%	35.3%	10.5%	131	13.7%	42.7%	27.5%	16.0%
American Indian or Alaskan Native	<20	*	*	*	*	<20	*	*	*	*	<20	*	*	*	*
Asian	<20	*	*	*	*	<20	*	*	*	*	<20	*	*	*	*
Black or African American	<20	*	*	*	*	<20	*	*	*	*	<20	*	*	*	*
Hispanic/Latino	<20	*	*	*	*	<20	*	*	*	*	<20	*	*	*	*
Native Hawaiian or Other Pacific Islander	<20	*	*	*	*	<20	*	*	*	*	<20	*	*	*	*
White	96	14.6%	45.8%	28.1%	11.5%	116	13.8%	43.1%	34.5%	8.6%	113	15.9%	46.0%	26.5%	11.5%
Two or More Races	<20	*	*	*	*	<20	*	*	*	*	<20	*	*	*	*
Students with Disabilities	<20	*	*	*	*	<20	*	*	*	*	22	9.1%	4.5%	40.9%	45.5%
Economically Disadvantaged	45	4.4%	26.7%	37.8%	31.1%	63	6.3%	39.7%	39.7%	14.3%	55	7.3%	32.7%	32.7%	27.3%
English Learners	<20	*	*	*	*	<20	*	*	*	*	<20	*	*	*	*



**Altoona Elementary**  
**Altoona | Public - All Students**  
 School Report Card Detail | 2017-18 | School Growth

## School Growth

**Total Score: NA/NA**

The following growth scores are derived from a value-added model. Value-added growth estimates how much student scores are expected to change based on the actual growth of similar students. If the student's performance improved more than predicted by the model, we say her school had high value added. That is, the value the school's impact on student learning resulted in higher-than-predicted growth.

**English Language Arts Growth Score: NA/NA**

**Mathematics Growth Score: NA/NA**

Group	English Language Arts		Mathematics	
	Count	Value-Added Score	Count	Value-Added Score
All Students: School	NA	NA	NA	NA

### School Growth Supplemental Data

Group performance provided in the table below is for informational purposes only. Supplemental value-added scores are calculated when 10 or more students are included in a group.

Group	English Language Arts		Mathematics	
	Count	Value-Added Score	Count	Value-Added Score
All Students: State	NA	NA	NA	NA
American Indian or Alaskan Native	NA	NA	NA	NA
Asian	NA	NA	NA	NA
Black or African American	NA	NA	NA	NA
Hispanic/Latino	NA	NA	NA	NA
Native Hawaiian or Other Pacific Islander	NA	NA	NA	NA
White	NA	NA	NA	NA
Two or More Races	NA	NA	NA	NA
Students with Disabilities	NA	NA	NA	NA
Economically Disadvantaged	NA	NA	NA	NA
English Learners	NA	NA	NA	NA

Note: Counts will display for schools with 10-19 students in a group, but they are not included in scoring, as the cell size rule for report cards is 20 students or more.

Growth scoring requires at least two consecutive years of test scores. Up to four years of test data on three growth intervals are used in the calculation, when available, to improve the validity and reliability of value-added calculations.



**Altoona Elementary**  
**Altoona | Public - All Students**  
 School Report Card Detail | 2017-18 | Closing Gaps

**Closing Gaps**

**Total Score: 83.5/100**

**Closing Achievement Gaps - English Language Arts | Score: 37.9/50**

School Target Group Points-Based Proficiency Rates						State Comparison Group Points-Based Proficiency Rates					Rate of Change		Difference in Rate of Change		
Group	2013-14 Points	2014-15 Points	2015-16 Points	2016-17 Points	2017-18 Points	Group	2013-14 Points	2014-15 Points	2015-16 Points	2016-17 Points	2017-18 Points	School Target Group		State Comparison Group	
American Indian or Alaskan Native	NA	NA	NA	NA	NA	White	NA	NA	NA	NA	NA	NA	NA	NA	
Asian	NA	NA	NA	NA	NA		NA	NA	NA	NA	NA	NA	NA	NA	NA
Black or African American	NA	NA	NA	NA	NA		NA	NA	NA	NA	NA	NA	NA	NA	NA
Hispanic/Latino	NA	NA	NA	NA	NA		NA	NA	NA	NA	NA	NA	NA	NA	NA
Native Hawaiian or Pacific Islander	NA	NA	NA	NA	NA		NA	NA	NA	NA	NA	NA	NA	NA	NA
Two or More Races	NA	NA	NA	NA	NA		NA	NA	NA	NA	NA	NA	NA	NA	NA
Students with Disabilities	NA	NA	NA	NA	NA	Students without Disabilities	NA	NA	NA	NA	NA	NA	NA	NA	
Economically Disadvantaged	0.378	0.708	0.644	0.571	0.527	Not Economically Disadvantaged	0.710	0.877	0.770	0.785	0.768	0.010	0.002	0.008	
English Learners	NA	NA	NA	NA	NA	English Proficient	NA	NA	NA	NA	NA	NA	NA	NA	
"All 3" Supergroup	NA	NA	NA	NA	NA	Not in "All 3" Supergroup	NA	NA	NA	NA	NA	NA	NA	NA	
"SwD-ECD" Supergroup	NA	NA	NA	NA	NA	Not in "SwD-ECD" Supergroup	NA	NA	NA	NA	NA	NA	NA	NA	
"SwD-EL" Supergroup	NA	NA	NA	NA	NA	Not in "SwD-EL" Supergroup	NA	NA	NA	NA	NA	NA	NA	NA	
"ECD-EL" Supergroup	NA	NA	NA	NA	NA	Not in "ECD-EL" Supergroup	NA	NA	NA	NA	NA	NA	NA	NA	

**Closing Achievement Gaps - Mathematics | Score: 45.6/50**

School Target Group Points-Based Proficiency Rates						State Comparison Group Points-Based Proficiency Rates					Rate of Change		Difference in Rate of Change		
Group	2013-14 Points	2014-15 Points	2015-16 Points	2016-17 Points	2017-18 Points	Group	2013-14 Points	2014-15 Points	2015-16 Points	2016-17 Points	2017-18 Points	School Target Group		State Comparison Group	
American Indian or Alaskan Native	NA	NA	NA	NA	NA	White	NA	NA	NA	NA	NA	NA	NA	NA	
Asian	NA	NA	NA	NA	NA		NA	NA	NA	NA	NA	NA	NA	NA	NA
Black or African American	NA	NA	NA	NA	NA		NA	NA	NA	NA	NA	NA	NA	NA	NA
Hispanic/Latino	NA	NA	NA	NA	NA		NA	NA	NA	NA	NA	NA	NA	NA	NA
Native Hawaiian or Pacific Islander	NA	NA	NA	NA	NA		NA	NA	NA	NA	NA	NA	NA	NA	NA
Two or More Races	NA	NA	NA	NA	NA		NA	NA	NA	NA	NA	NA	NA	NA	NA
Students with Disabilities	NA	NA	NA	NA	NA	Students without Disabilities	NA	NA	NA	NA	NA	NA	NA	NA	
Economically Disadvantaged	0.600	0.547	0.522	0.690	0.600	Not Economically Disadvantaged	0.851	0.823	0.750	0.754	0.772	0.017	-0.023	0.040	
English Learners	NA	NA	NA	NA	NA	English Proficient	NA	NA	NA	NA	NA	NA	NA	NA	
"All 3" Supergroup	NA	NA	NA	NA	NA	Not in "All 3" Supergroup	NA	NA	NA	NA	NA	NA	NA	NA	
"SwD-ECD" Supergroup	NA	NA	NA	NA	NA	Not in "SwD-ECD" Supergroup	NA	NA	NA	NA	NA	NA	NA	NA	
"SwD-EL" Supergroup	NA	NA	NA	NA	NA	Not in "SwD-EL" Supergroup	NA	NA	NA	NA	NA	NA	NA	NA	
"ECD-EL" Supergroup	NA	NA	NA	NA	NA	Not in "ECD-EL" Supergroup	NA	NA	NA	NA	NA	NA	NA	NA	



**Altoona Elementary**  
**Altoona | Public - All Students**  
 School Report Card Detail | 2017-18 | Closing Gaps

## Closing Gaps

**Total Score: 83.5/100**

**Graduation Rate Gaps Score: NA/NA**

**Closing Graduation Gaps - Four Year | Score: NA/NA**

School Target Group Graduation Rates						State Comparison Group Graduation Rates						Rate of Change		Difference in Rate of Change	
Group	2012-13 Graduation Rate	2013-14 Graduation Rate	2014-15 Graduation Rate	2015-16 Graduation Rate	2016-17 Graduation Rate	Group	2012-13 Graduation Rate	2013-14 Graduation Rate	2014-15 Graduation Rate	2015-16 Graduation Rate	2016-17 Graduation Rate	School Target Group	State Comparison Group		
American Indian or Alaskan Native	NA	NA	NA	NA	NA	White	NA	NA	NA	NA	NA	NA	NA	NA	
Asian	NA	NA	NA	NA	NA		NA	NA	NA	NA	NA	NA	NA	NA	NA
Black or African American	NA	NA	NA	NA	NA		NA	NA	NA	NA	NA	NA	NA	NA	NA
Hispanic/Latino	NA	NA	NA	NA	NA		NA	NA	NA	NA	NA	NA	NA	NA	NA
Native Hawaiian or Pacific Islander	NA	NA	NA	NA	NA		NA	NA	NA	NA	NA	NA	NA	NA	NA
Two or More Races	NA	NA	NA	NA	NA		NA	NA	NA	NA	NA	NA	NA	NA	NA
Students with Disabilities	NA	NA	NA	NA	NA	Students without Disabilities	NA	NA	NA	NA	NA	NA	NA	NA	
Economically Disadvantaged	NA	NA	NA	NA	NA	Not Economically Disadvantaged	NA	NA	NA	NA	NA	NA	NA	NA	
English Learners	NA	NA	NA	NA	NA	English Proficient	NA	NA	NA	NA	NA	NA	NA	NA	
"All 3" Supergroup	NA	NA	NA	NA	NA	Not in "All 3" Supergroup	NA	NA	NA	NA	NA	NA	NA	NA	
"SwD-ECD" Supergroup	NA	NA	NA	NA	NA	Not in "SwD-ECD" Supergroup	NA	NA	NA	NA	NA	NA	NA	NA	
"SwD-EL" Supergroup	NA	NA	NA	NA	NA	Not in "SwD-EL" Supergroup	NA	NA	NA	NA	NA	NA	NA	NA	
"ECD-EL" Supergroup	NA	NA	NA	NA	NA	Not in "ECD-EL" Supergroup	NA	NA	NA	NA	NA	NA	NA	NA	

**Closing Graduation Gaps - Six Year | Score: NA/NA**

School Target Group Graduation Rates						State Comparison Group Graduation Rates						Rate of Change		Difference in Rate of Change	
Group	2012-13 Graduation Rate	2013-14 Graduation Rate	2014-15 Graduation Rate	2015-16 Graduation Rate	2016-17 Graduation Rate	Group	2012-13 Graduation Rate	2013-14 Graduation Rate	2014-15 Graduation Rate	2015-16 Graduation Rate	2016-17 Graduation Rate	School Target Group	State Comparison Group		
American Indian or Alaskan Native	NA	NA	NA	NA	NA	White	NA	NA	NA	NA	NA	NA	NA	NA	
Asian	NA	NA	NA	NA	NA		NA	NA	NA	NA	NA	NA	NA	NA	NA
Black or African American	NA	NA	NA	NA	NA		NA	NA	NA	NA	NA	NA	NA	NA	NA
Hispanic/Latino	NA	NA	NA	NA	NA		NA	NA	NA	NA	NA	NA	NA	NA	NA
Native Hawaiian or Pacific Islander	NA	NA	NA	NA	NA		NA	NA	NA	NA	NA	NA	NA	NA	NA
Two or More Races	NA	NA	NA	NA	NA		NA	NA	NA	NA	NA	NA	NA	NA	NA
Students with Disabilities	NA	NA	NA	NA	NA	Students without Disabilities	NA	NA	NA	NA	NA	NA	NA	NA	
Economically Disadvantaged	NA	NA	NA	NA	NA	Not Economically Disadvantaged	NA	NA	NA	NA	NA	NA	NA	NA	
English Learners	NA	NA	NA	NA	NA	English Proficient	NA	NA	NA	NA	NA	NA	NA	NA	
"All 3" Supergroup	NA	NA	NA	NA	NA	Not in "All 3" Supergroup	NA	NA	NA	NA	NA	NA	NA	NA	
"SwD-ECD" Supergroup	NA	NA	NA	NA	NA	Not in "SwD-ECD" Supergroup	NA	NA	NA	NA	NA	NA	NA	NA	
"SwD-EL" Supergroup	NA	NA	NA	NA	NA	Not in "SwD-EL" Supergroup	NA	NA	NA	NA	NA	NA	NA	NA	
"ECD-EL" Supergroup	NA	NA	NA	NA	NA	Not in "ECD-EL" Supergroup	NA	NA	NA	NA	NA	NA	NA	NA	



**Altoona Elementary**  
**Altoona | Public - All Students**  
 School Report Card Detail | 2017-18 | Closing Gaps

## Closing Gaps

**Total Score: 83.5/100**

### Notes - Prior Three Pages

- Details on Closing Gaps calculations can be found at <https://dpi.wi.gov/accountability/resources> .
- Closing Graduation Gaps is based on graduation data from prior years because data from the most recent year are not yet available. For graduation calculations, prior-year data are the most current.
- The points-based proficiency rate is calculated by multiplying the number of students with scores in the advanced category by 1.5, proficient by 1.0, and basic by 0.5 and below basic by 0.0.
- The count of students for achievement calculations can be found in the Achievement Priority Area of the Report Card.
- If the group's average points-based proficiency rate or graduation rate is greater than or equal to 0.9, the rate of change is adjusted to be equal to the rate of change that would earn the maximum score for that group. This will be indicated on the report card by the symbol "!". This is to ensure that schools with very high achievement or graduation are not penalized with low Closing Gaps scores for small increases in gaps.
- In 2015-16 two new race/ethnicity categories were added: "Native Hawaiian or Other Pacific Islander" and "Two or More Races". Closing Achievement Gaps results for these categories will be calculated as data become available.
- Beginning on 2016-17 report cards, each subgroup included in Closing Gaps calculations is compared to its statewide comparison group using the same number of years of data. For example, if three years of data are available to determine the trend for the students with disabilities subgroup, three years of data are included in the statewide comparison group trend for students without disabilities.

### About Supergroups

Supergroups are a way to look at closing gaps among groups of students that would ordinarily be too small to include. A supergroup is made up of all the students that belong to any of the groups in the supergroup:

- "All 3" Supergroup: students with disabilities and economically disadvantaged and limited English proficient students.
- "SwD-ECD" Supergroup: students with disabilities and economically disadvantaged students.
- "SwD-EL" Supergroup: students with disabilities and English Learners.
- "ECD-EL" Supergroup: economically disadvantaged students and English Learners.

A supergroup is used to evaluate Closing Gaps only when there are fewer than 20 students in each of the individual groups within the supergroup, but more than 20 students in the supergroup. For example, if a school had fewer than 20 students with disabilities and fewer than 20 economically disadvantaged students, but more than 20 students when those groups are combined, the "SwD-ECD" supergroup would be used to evaluate Closing Gaps. Students are not double-counted in a supergroup. In the example above, an economically disadvantaged student with a disability is only counted once in the supergroup.





**Altoona Elementary**  
**Altoona | Public - All Students**  
 School Report Card Detail | 2017-18 | On-Track and Postsecondary Readiness

## On-Track and Postsecondary Readiness

**Total Score: 90.2/100**

**2016-17 Attendance Score: 76.5/80**

Group	Enrollment	Attended Days	Possible Days	Rate
All Students	496	83,545.5	86,669.0	96.4%
Lowest Group: Economically Disadvantaged	32	4,857.5	5,126.0	94.8%

**2016-17 Graduation Score: NA/NA**

Group	Four-Year Cohort Graduation Rate			Six-Year Cohort Graduation Rate		
	Students in Cohort	Graduates	Rate	Students in Cohort	Graduates	Rate
All Students	<20	*	*	<20	*	*

**On-Track and Postsecondary Readiness Supplemental Data**

Group performance is provided for informational purposes only and is not used to determine the On-Track and Postsecondary Readiness scores used in the accountability system.

Group	Four-Year Cohort Graduation Rate			Six-Year Cohort Graduation Rate		
	Students in Cohort	Graduates	Rate	Students in Cohort	Graduates	Rate
American Indian or Alaskan Native	<20	*	*	<20	*	*
Asian	<20	*	*	<20	*	*
Black or African American	<20	*	*	<20	*	*
Hispanic/Latino	<20	*	*	<20	*	*
Native Hawaiian or Other Pacific Islander	<20	*	*	<20	*	*
White	<20	*	*	<20	*	*
Two or More Races	<20	*	*	<20	*	*
Students with Disabilities	<20	*	*	<20	*	*
Economically Disadvantaged	<20	*	*	<20	*	*
English Learners	<20	*	*	<20	*	*

- Notes**
- Details on On-Track and Postsecondary Readiness calculations can be found at <https://dpi.wi.gov/accountability/resources>
  - Due to data availability, Attendance and Graduation data are lagged by one year. For this year's report cards, On-Track and Postsecondary Readiness calculations use these data from the prior school year.



**Altoona Elementary**  
**Altoona | Public - All Students**

School Report Card Detail | 2017-18 | On-Track and Postsecondary Readiness

**On-Track and Postsecondary Readiness**

**Total Score: 90.2/100**

**2017-18 3rd Grade English Language Arts Achievement Score: 13.7/20**

Performance Level	Points Multiplier	2015-16			2016-17			2017-18		
		Students		Points	Students		Points	Students		Points
		Count	Percent		Count	Percent		Count	Percent	
Advanced	1.5	19	16.8%	28.5	13	9.8%	19.5	10	7.6%	15
Proficient	1	44	38.9%	44	43	32.3%	43	43	32.8%	43
Basic	0.5	36	31.9%	18	49	36.8%	24.5	52	39.7%	26
Below Basic	0	14	12.4%	0	28	21.1%	0	26	19.8%	0
Total Tested	-	113	100%	90.5	133	100%	87	131	100%	84

**2017-18 8th Grade Mathematics Achievement Score: NA/NA**

Performance Level	Points Multiplier	2015-16			2016-17			2017-18		
		Students		Points	Students		Points	Students		Points
		Count	Percent		Count	Percent		Count	Percent	
Advanced	1.5	NA	NA	NA	NA	NA	NA	NA	NA	NA
Proficient	1	NA	NA	NA	NA	NA	NA	NA	NA	NA
Basic	0.5	NA	NA	NA	NA	NA	NA	NA	NA	NA
Below Basic	0	NA	NA	NA	NA	NA	NA	NA	NA	NA
Total Tested	-	NA	NA	NA	NA	NA	NA	NA	NA	NA

**Notes**

- Details on On-Track and Postsecondary Readiness calculations can be found at <https://dpi.wi.gov/accountability/resources> .
- Third Grade English Language Arts and 8th Grade Mathematics Scores are determined in the same way as the Student Achievement Priority Area. However, if there are fewer than 20 students in the most recent year, then the most recent two years of data are combined so that the cell size requirement is met.
- Student achievement is based on Wisconsin Student Assessment System (WSAS) results for full academic year (FAY) students.
- Points displayed in the tables above are weighted so that larger numbers of students and more recent years contribute more to the score for the Priority Area.



**Altoona Elementary**  
**Altoona | Public - All Students**

School Report Card Detail | 2017-18 | Student Engagement Indicators

## Student Engagement Indicators

## Goals Met: 2/2

All schools are expected to meet Student Engagement Indicator goals in these areas. Absenteeism Rate and Dropout Rate are not rounded. Absenteeism Rate is the percent of students who are chronically absent (absent at least 16% of the time).

Indicator	Goal	One-Year School Rate	Three-Year School Rate	Points Deducted
Absenteeism Rate	Less than 13%	0.6%	0.6%	0
Dropout Rate	Less than 6%	*	NA	0

### Student Engagement Indicators Data

Group performance for Absenteeism Rate and Dropout Rate is provided below for informational purposes, to facilitate analysis of achievement gaps, and to drive continuous improvement planning. Test Participation data reflect the one-year test participation of groups. Note that there is no longer a score deduction associated with Test Participation on Report Cards.

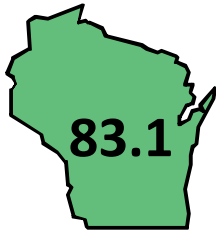
Group	Absenteeism Rate				Dropout Rate				Test Participation Rate			
	One Year		Three Year		One Year		Three Year		(Not Scored)			
	Students	Rate	Students	Rate	Students	Rate	Students	Rate	Students ELA	Rate ELA	Students Mathematics	Rate Mathematics
All Students: School	492	0.6%	1,493	0.6%	<20	*	NA	NA	136	99.3%	136	99.3%
American Indian or Alaskan Native	<20	*	NA	NA	<20	*	NA	NA	<20	*	<20	*
Asian	<20	*	NA	NA	<20	*	NA	NA	<20	*	<20	*
Black or African American	<20	*	NA	NA	<20	*	NA	NA	<20	*	<20	*
Hispanic/Latino	25	0.0%	85	0.0%	<20	*	NA	NA	<20	*	<20	*
Native Hawaiian or Other Pacific Islander	<20	*	NA	NA	<20	*	NA	NA	<20	*	<20	*
Two or More Races	27	0.0%	89	0.0%	<20	*	NA	NA	<20	*	<20	*
White	422	0.5%	1,257	0.6%	<20	*	NA	NA	117	99.1%	117	99.1%
Students with Disabilities	71	1.4%	157	1.3%	<20	*	NA	NA	24	95.8%	24	95.8%
Economically Disadvantaged	31	3.2%	512	1.2%	<20	*	NA	NA	59	100.0%	59	100.0%
English Learners	<20	*	NA	NA	<20	*	NA	NA	<20	*	<20	*

Both one-year and three-year rates are considered for Absenteeism and Dropout rates. If either the one-year or three-year rate meets the goal then no points are deducted. The three-year rate is based on two years of data when three years are not available.



**Altoona Intermediate**  
**Altoona | Public - All Students**  
 School Report Card | 2017-18 | Summary

**Overall Score**



**Significantly Exceeds Expectations^**

^Outlier change in score from last year (see below)

Overall Accountability Ratings	Score
<b>Significantly Exceeds Expectations</b>	<b>83-100</b> ★★★★★
<b>Exceeds Expectations</b>	<b>73-82.9</b> ★★★★☆
<b>Meets Expectations</b>	<b>63-72.9</b> ★★★☆☆
<b>Meets Few Expectations</b>	<b>53-62.9</b> ★★☆☆☆
<b>Fails to Meet Expectations</b>	<b>0-52.9</b> ★☆☆☆☆

**School Information**

Grades	4-5
School Type	Elementary School
Enrollment	247
Percent Open Enrollment	13.4%
<i>Race/Ethnicity</i>	
American Indian or Alaskan Native	0.0%
Asian	2.4%
Black or African American	1.6%
Hispanic/Latino	4.5%
Native Hawaiian or Other Pacific Islander	0.0%
White	84.2%
Two or More Races	7.3%
<i>Student Groups</i>	
Students with Disabilities	11.3%
Economically Disadvantaged	43.3%
English Learners	2.8%

Priority Areas	School Score	Max Score	K-5 State	K-5 Max
<b>Student Achievement</b>	<b>69.5/100</b>		<b>66.0/100</b>	
English Language Arts (ELA) Achievement	35.6/50		32.2/50	
Mathematics Achievement	33.9/50		33.8/50	

<b>School Growth</b>	<b>70.8/100</b>		<b>66.0/100</b>	
English Language Arts (ELA) Growth	38.7/50		33.0/50	
Mathematics Growth	32.1/50		33.0/50	

<b>Closing Gaps</b>	<b>100.0/100</b>		<b>69.6/100</b>	
English Language Arts (ELA) Achievement Gaps	50.0/50		36.2/50	
Mathematics Achievement Gaps	50.0/50		33.4/50	
Graduation Rate Gaps	NA/NA		NA/NA	

<b>On-Track and Postsecondary Readiness</b>	<b>94.9/100</b>		<b>87.4/100</b>	
Graduation Rate	NA/NA		NA/NA	
Attendance Rate	94.9/100		74.8/80	
3rd Grade English Language Arts (ELA) Achievement	NA/NA		12.6/20	
8th Grade Mathematics Achievement	NA/NA		NA/NA	

Priority Area Weights	Percentage Weight
Student Achievement	20.8%
School Growth	32.6%
Closing Gaps	26.7%
On-Track and Postsecondary Readiness	20.0%

Note: For details about how weights are determined, see weighting calculator: [https://oea-dpi.shinyapps.io/overall\\_weighting\\_calculator/](https://oea-dpi.shinyapps.io/overall_weighting_calculator/)

Student Engagement Indicators	Total Deductions: 0
Absenteeism Rate (goal <13%)	Goal met: no deduction
Dropout Rate (goal <6%)	Goal met: no deduction

**Test Participation Information**

Includes Forward Exam (grades 3-8), ACT (grade 11), and Dynamic Learning Maps (grades 3-8 and 11)

Group	ELA 1-Year	ELA 3-Year	Math 1-Year	Math 3-Year
All-Students Rate	100%	99.6%	100%	99.6%
Lowest Subgroup Rate: White	100%	100%	100%	100%

^Note: Outlier score fluctuation is noted by ^ when any school or district report card has a 10-point or greater change (up or down) in its Overall Score. This amount of change in a single year is considered an outlier, and may or may not be reflective of actual school/district change in performance. Careful and cautious review of the report card and all supplemental pages is recommended. For assistance in better understanding this report card, contact the Office of Educational Accountability: [reportcardhelp@dpi.wi.gov](mailto:reportcardhelp@dpi.wi.gov).



**Altoona Intermediate**  
**Altoona | Public - All Students**  
 School Report Card Detail | 2017-18 | Student Achievement

## Student Achievement

**Total Score: 69.5/100**

### English Language Arts Achievement Score: 35.6/50

Performance Level	Points Multiplier	2015-16			2016-17			2017-18		
		Students		Points	Students		Points	Students		Points
		Count	Percent		Count	Percent		Count	Percent	
Advanced	1.5	14	5.9%	21	19	8.8%	28.5	29	12.0%	43.5
Proficient	1.0	80	33.8%	80	90	41.7%	90	105	43.4%	105
Basic	0.5	85	35.9%	42.5	69	31.9%	34.5	82	33.9%	41
Below Basic	0.0	58	24.5%	0	38	17.6%	0	26	10.7%	0
Total Tested	-	237	100.0%	143.5	216	100.0%	153	242	100.0%	189.5

### Mathematics Achievement Score: 33.9/50

Performance Level	Points Multiplier	2015-16			2016-17			2017-18		
		Students		Points	Students		Points	Students		Points
		Count	Percent		Count	Percent		Count	Percent	
Advanced	1.5	14	5.9%	21	18	8.3%	27	33	13.6%	49.5
Proficient	1.0	66	27.8%	66	89	41.2%	89	87	36.0%	87
Basic	0.5	76	32.1%	38	72	33.3%	36	92	38.0%	46
Below Basic	0.0	81	34.2%	0	37	17.1%	0	30	12.4%	0
Total Tested	-	237	100.0%	125	216	100.0%	152	242	100.0%	182.5

#### Notes

- Details on student achievement calculations can be found at <https://dpi.wi.gov/accountability/resources> .
- Student Achievement is based on Wisconsin Student Assessment System (WSAS) results for full academic year (FAY) students in all tested grades in the school.
- Scores are based on student performance on WSAS mathematics and English language arts statewide assessments.
- Points displayed in the tables above are weighted so that larger numbers of students and more recent years contribute more to the score for the Priority Area.



**Altoona Intermediate**  
**Altoona | Public - All Students**  
 School Report Card Detail | 2017-18 | Student Achievement

## Student Achievement

## Supplemental Data

Group performance is provided on this page for informational purposes only. These data are not used to determine the Student Achievement scores used in the accountability system.

### English Language Arts Supplemental Data

Group	2015-16					2016-17					2017-18				
	Total Tested	Percent Advanced	Percent Proficient	Percent Basic	Percent Below Basic	Total Tested	Percent Advanced	Percent Proficient	Percent Basic	Percent Below Basic	Total Tested	Percent Advanced	Percent Proficient	Percent Basic	Percent Below Basic
All Students: State	437,905	8.6%	33.8%	34.8%	22.8%	444,382	9.4%	34.1%	34.3%	22.2%	445,203	8.1%	33.5%	34.7%	23.8%
All Students: School	237	5.9%	33.8%	35.9%	24.5%	216	8.8%	41.7%	31.9%	17.6%	242	12.0%	43.4%	33.9%	10.7%
American Indian or Alaskan Native	<20	*	*	*	*	<20	*	*	*	*	<20	*	*	*	*
Asian	<20	*	*	*	*	<20	*	*	*	*	<20	*	*	*	*
Black or African American	<20	*	*	*	*	<20	*	*	*	*	<20	*	*	*	*
Hispanic/Latino	<20	*	*	*	*	<20	*	*	*	*	<20	*	*	*	*
Native Hawaiian or Other Pacific Islander	<20	*	*	*	*	<20	*	*	*	*	<20	*	*	*	*
White	193	7.3%	36.3%	34.7%	21.8%	177	10.2%	46.9%	28.8%	14.1%	205	13.7%	46.3%	30.2%	9.8%
Two or More Races	<20	*	*	*	*	<20	*	*	*	*	<20	*	*	*	*
Students with Disabilities	27	0.0%	7.4%	22.2%	70.4%	22	0.0%	13.6%	22.7%	63.6%	24	8.3%	20.8%	37.5%	33.3%
Economically Disadvantaged	113	2.7%	18.6%	40.7%	38.1%	80	3.8%	26.3%	35.0%	35.0%	102	5.9%	36.3%	40.2%	17.6%
English Learners	<20	*	*	*	*	<20	*	*	*	*	<20	*	*	*	*

### Mathematics Supplemental Data

Group	2015-16					2016-17					2017-18				
	Total Tested	Percent Advanced	Percent Proficient	Percent Basic	Percent Below Basic	Total Tested	Percent Advanced	Percent Proficient	Percent Basic	Percent Below Basic	Total Tested	Percent Advanced	Percent Proficient	Percent Basic	Percent Below Basic
All Students: State	439,081	7.9%	33.1%	32.7%	26.3%	445,061	8.1%	33.2%	32.5%	26.2%	445,804	8.7%	33.3%	31.9%	26.1%
All Students: School	237	5.9%	27.8%	32.1%	34.2%	216	8.3%	41.2%	33.3%	17.1%	242	13.6%	36.0%	38.0%	12.4%
American Indian or Alaskan Native	<20	*	*	*	*	<20	*	*	*	*	<20	*	*	*	*
Asian	<20	*	*	*	*	<20	*	*	*	*	<20	*	*	*	*
Black or African American	<20	*	*	*	*	<20	*	*	*	*	<20	*	*	*	*
Hispanic/Latino	<20	*	*	*	*	<20	*	*	*	*	<20	*	*	*	*
Native Hawaiian or Other Pacific Islander	<20	*	*	*	*	<20	*	*	*	*	<20	*	*	*	*
White	193	7.3%	30.6%	33.7%	28.5%	177	10.2%	45.8%	29.9%	14.1%	205	15.6%	38.5%	36.1%	9.8%
Two or More Races	<20	*	*	*	*	<20	*	*	*	*	<20	*	*	*	*
Students with Disabilities	27	0.0%	3.7%	18.5%	77.8%	22	0.0%	13.6%	31.8%	54.5%	24	0.0%	12.5%	41.7%	45.8%
Economically Disadvantaged	113	0.9%	13.3%	32.7%	53.1%	80	0.0%	27.5%	42.5%	30.0%	102	7.8%	24.5%	50.0%	17.6%
English Learners	<20	*	*	*	*	<20	*	*	*	*	<20	*	*	*	*



**Altoona Intermediate**  
**Altoona | Public - All Students**  
 School Report Card Detail | 2017-18 | School Growth

## School Growth

**Total Score: 70.8/100**

The following growth scores are derived from a value-added model. Value-added growth estimates how much student scores are expected to change based on the actual growth of similar students. If the student's performance improved more than predicted by the model, we say her school had high value added. That is, the value the school's impact on student learning resulted in higher-than-predicted growth.

**English Language Arts Growth Score: 38.7/50**

**Mathematics Growth Score: 32.1/50**

Group	English Language Arts		Mathematics	
	Count	Value-Added Score	Count	Value-Added Score
All Students: School	235	3.6	235	2.9

## School Growth Supplemental Data

Group performance provided in the table below is for informational purposes only. Supplemental value-added scores are calculated when 10 or more students are included in a group.

Group	English Language Arts		Mathematics	
	Count	Value-Added Score	Count	Value-Added Score
All Students: State	295,414	3.0	295,385	3.0
American Indian or Alaskan Native	<20	*	<20	*
Asian	<20	*	<20	*
Black or African American	<20	*	<20	*
Hispanic/Latino	<20	*	<20	*
Native Hawaiian or Other Pacific Islander	<20	*	<20	*
White	200	3.6	200	2.9
Two or More Races	<20	*	<20	*
Students with Disabilities	22	4.0	22	2.3
Economically Disadvantaged	99	3.9	99	3.0
English Learners	<20	*	<20	*

Note: Counts will display for schools with 10-19 students in a group, but they are not included in scoring, as the cell size rule for report cards is 20 students or more.

Growth scoring requires at least two consecutive years of test scores. Up to four years of test data on three growth intervals are used in the calculation, when available, to improve the validity and reliability of value-added calculations.



**Altoona Intermediate**  
**Altoona | Public - All Students**  
 School Report Card Detail | 2017-18 | Closing Gaps

**Closing Gaps**

**Total Score: 100.0/100**

**Closing Achievement Gaps - English Language Arts | Score: 50.0/50**

School Target Group Points-Based Proficiency Rates						State Comparison Group Points-Based Proficiency Rates					Rate of Change		Difference in Rate of Change		
Group	2013-14 Points	2014-15 Points	2015-16 Points	2016-17 Points	2017-18 Points	Group	2013-14 Points	2014-15 Points	2015-16 Points	2016-17 Points	2017-18 Points	School Target Group		State Comparison Group	
American Indian or Alaskan Native	NA	NA	NA	NA	NA	White	NA	NA	NA	NA	NA	NA	NA	NA	
Asian	NA	NA	NA	NA	NA		NA	NA	NA	NA	NA	NA	NA	NA	NA
Black or African American	NA	NA	NA	NA	NA		NA	NA	NA	NA	NA	NA	NA	NA	NA
Hispanic/Latino	NA	NA	NA	NA	NA		NA	NA	NA	NA	NA	NA	NA	NA	NA
Native Hawaiian or Pacific Islander	NA	NA	NA	NA	NA		NA	NA	NA	NA	NA	NA	NA	NA	NA
Two or More Races	NA	NA	NA	NA	NA		NA	NA	NA	NA	NA	NA	NA	NA	NA
Students with Disabilities	NA	0.296	0.185	0.250	0.521	Students without Disabilities	NA	0.802	0.694	0.709	0.683	0.073	-0.034	0.107	
Economically Disadvantaged	NA	0.551	0.429	0.494	0.652	Not Economically Disadvantaged	NA	0.877	0.770	0.785	0.768	0.040	-0.031	0.071	
English Learners	NA	NA	NA	NA	NA	English Proficient	NA	NA	NA	NA	NA	NA	NA	NA	
"All 3" Supergroup	NA	NA	NA	NA	NA	Not in "All 3" Supergroup	NA	NA	NA	NA	NA	NA	NA	NA	
"SwD-ECD" Supergroup	NA	NA	NA	NA	NA	Not in "SwD-ECD" Supergroup	NA	NA	NA	NA	NA	NA	NA	NA	
"SwD-EL" Supergroup	NA	NA	NA	NA	NA	Not in "SwD-EL" Supergroup	NA	NA	NA	NA	NA	NA	NA	NA	
"ECD-EL" Supergroup	NA	NA	NA	NA	NA	Not in "ECD-EL" Supergroup	NA	NA	NA	NA	NA	NA	NA	NA	

**Closing Achievement Gaps - Mathematics | Score: 50.0/50**

School Target Group Points-Based Proficiency Rates						State Comparison Group Points-Based Proficiency Rates					Rate of Change		Difference in Rate of Change		
Group	2013-14 Points	2014-15 Points	2015-16 Points	2016-17 Points	2017-18 Points	Group	2013-14 Points	2014-15 Points	2015-16 Points	2016-17 Points	2017-18 Points	School Target Group		State Comparison Group	
American Indian or Alaskan Native	NA	NA	NA	NA	NA	White	NA	NA	NA	NA	NA	NA	NA	NA	
Asian	NA	NA	NA	NA	NA		NA	NA	NA	NA	NA	NA	NA	NA	NA
Black or African American	NA	NA	NA	NA	NA		NA	NA	NA	NA	NA	NA	NA	NA	NA
Hispanic/Latino	NA	NA	NA	NA	NA		NA	NA	NA	NA	NA	NA	NA	NA	NA
Native Hawaiian or Pacific Islander	NA	NA	NA	NA	NA		NA	NA	NA	NA	NA	NA	NA	NA	NA
Two or More Races	NA	NA	NA	NA	NA		NA	NA	NA	NA	NA	NA	NA	NA	NA
Students with Disabilities	NA	0.259	0.130	0.295	0.333	Students without Disabilities	NA	0.737	0.665	0.668	0.676	0.037	-0.018	0.055	
Economically Disadvantaged	NA	0.439	0.310	0.488	0.613	Not Economically Disadvantaged	NA	0.823	0.750	0.754	0.772	0.072	-0.015	0.087	
English Learners	NA	NA	NA	NA	NA	English Proficient	NA	NA	NA	NA	NA	NA	NA	NA	
"All 3" Supergroup	NA	NA	NA	NA	NA	Not in "All 3" Supergroup	NA	NA	NA	NA	NA	NA	NA	NA	
"SwD-ECD" Supergroup	NA	NA	NA	NA	NA	Not in "SwD-ECD" Supergroup	NA	NA	NA	NA	NA	NA	NA	NA	
"SwD-EL" Supergroup	NA	NA	NA	NA	NA	Not in "SwD-EL" Supergroup	NA	NA	NA	NA	NA	NA	NA	NA	
"ECD-EL" Supergroup	NA	NA	NA	NA	NA	Not in "ECD-EL" Supergroup	NA	NA	NA	NA	NA	NA	NA	NA	





**Altoona Intermediate**  
**Altoona | Public - All Students**  
 School Report Card Detail | 2017-18 | Closing Gaps

**Closing Gaps**

**Total Score: 100.0/100**

**Graduation Rate Gaps Score: NA/NA**

**Closing Graduation Gaps - Four Year | Score: NA/NA**

School Target Group Graduation Rates						State Comparison Group Graduation Rates						Rate of Change		Difference in Rate of Change	
Group	2012-13 Graduation Rate	2013-14 Graduation Rate	2014-15 Graduation Rate	2015-16 Graduation Rate	2016-17 Graduation Rate	Group	2012-13 Graduation Rate	2013-14 Graduation Rate	2014-15 Graduation Rate	2015-16 Graduation Rate	2016-17 Graduation Rate	School Target Group	State Comparison Group		
American Indian or Alaskan Native	NA	NA	NA	NA	NA	White	NA	NA	NA	NA	NA	NA	NA	NA	
Asian	NA	NA	NA	NA	NA		NA	NA	NA	NA	NA	NA	NA	NA	NA
Black or African American	NA	NA	NA	NA	NA		NA	NA	NA	NA	NA	NA	NA	NA	NA
Hispanic/Latino	NA	NA	NA	NA	NA		NA	NA	NA	NA	NA	NA	NA	NA	NA
Native Hawaiian or Pacific Islander	NA	NA	NA	NA	NA		NA	NA	NA	NA	NA	NA	NA	NA	NA
Two or More Races	NA	NA	NA	NA	NA		NA	NA	NA	NA	NA	NA	NA	NA	NA
Students with Disabilities	NA	NA	NA	NA	NA	Students without Disabilities	NA	NA	NA	NA	NA	NA	NA	NA	
Economically Disadvantaged	NA	NA	NA	NA	NA	Not Economically Disadvantaged	NA	NA	NA	NA	NA	NA	NA	NA	
English Learners	NA	NA	NA	NA	NA	English Proficient	NA	NA	NA	NA	NA	NA	NA	NA	
"All 3" Supergroup	NA	NA	NA	NA	NA	Not in "All 3" Supergroup	NA	NA	NA	NA	NA	NA	NA	NA	
"SwD-ECD" Supergroup	NA	NA	NA	NA	NA	Not in "SwD-ECD" Supergroup	NA	NA	NA	NA	NA	NA	NA	NA	
"SwD-EL" Supergroup	NA	NA	NA	NA	NA	Not in "SwD-EL" Supergroup	NA	NA	NA	NA	NA	NA	NA	NA	
"ECD-EL" Supergroup	NA	NA	NA	NA	NA	Not in "ECD-EL" Supergroup	NA	NA	NA	NA	NA	NA	NA	NA	

**Closing Graduation Gaps - Six Year | Score: NA/NA**

School Target Group Graduation Rates						State Comparison Group Graduation Rates						Rate of Change		Difference in Rate of Change	
Group	2012-13 Graduation Rate	2013-14 Graduation Rate	2014-15 Graduation Rate	2015-16 Graduation Rate	2016-17 Graduation Rate	Group	2012-13 Graduation Rate	2013-14 Graduation Rate	2014-15 Graduation Rate	2015-16 Graduation Rate	2016-17 Graduation Rate	School Target Group	State Comparison Group		
American Indian or Alaskan Native	NA	NA	NA	NA	NA	White	NA	NA	NA	NA	NA	NA	NA	NA	
Asian	NA	NA	NA	NA	NA		NA	NA	NA	NA	NA	NA	NA	NA	NA
Black or African American	NA	NA	NA	NA	NA		NA	NA	NA	NA	NA	NA	NA	NA	NA
Hispanic/Latino	NA	NA	NA	NA	NA		NA	NA	NA	NA	NA	NA	NA	NA	NA
Native Hawaiian or Pacific Islander	NA	NA	NA	NA	NA		NA	NA	NA	NA	NA	NA	NA	NA	NA
Two or More Races	NA	NA	NA	NA	NA		NA	NA	NA	NA	NA	NA	NA	NA	NA
Students with Disabilities	NA	NA	NA	NA	NA	Students without Disabilities	NA	NA	NA	NA	NA	NA	NA	NA	
Economically Disadvantaged	NA	NA	NA	NA	NA	Not Economically Disadvantaged	NA	NA	NA	NA	NA	NA	NA	NA	
English Learners	NA	NA	NA	NA	NA	English Proficient	NA	NA	NA	NA	NA	NA	NA	NA	
"All 3" Supergroup	NA	NA	NA	NA	NA	Not in "All 3" Supergroup	NA	NA	NA	NA	NA	NA	NA	NA	
"SwD-ECD" Supergroup	NA	NA	NA	NA	NA	Not in "SwD-ECD" Supergroup	NA	NA	NA	NA	NA	NA	NA	NA	
"SwD-EL" Supergroup	NA	NA	NA	NA	NA	Not in "SwD-EL" Supergroup	NA	NA	NA	NA	NA	NA	NA	NA	
"ECD-EL" Supergroup	NA	NA	NA	NA	NA	Not in "ECD-EL" Supergroup	NA	NA	NA	NA	NA	NA	NA	NA	



**Altoona Intermediate**  
**Altoona | Public - All Students**  
 School Report Card Detail | 2017-18 | Closing Gaps

## Closing Gaps

**Total Score: 100.0/100**

### Notes - Prior Three Pages

- Details on Closing Gaps calculations can be found at <https://dpi.wi.gov/accountability/resources> .
- Closing Graduation Gaps is based on graduation data from prior years because data from the most recent year are not yet available. For graduation calculations, prior-year data are the most current.
- The points-based proficiency rate is calculated by multiplying the number of students with scores in the advanced category by 1.5, proficient by 1.0, and basic by 0.5 and below basic by 0.0.
- The count of students for achievement calculations can be found in the Achievement Priority Area of the Report Card.
- If the group's average points-based proficiency rate or graduation rate is greater than or equal to 0.9, the rate of change is adjusted to be equal to the rate of change that would earn the maximum score for that group. This will be indicated on the report card by the symbol "!". This is to ensure that schools with very high achievement or graduation are not penalized with low Closing Gaps scores for small increases in gaps.
- In 2015-16 two new race/ethnicity categories were added: "Native Hawaiian or Other Pacific Islander" and "Two or More Races". Closing Achievement Gaps results for these categories will be calculated as data become available.
- Beginning on 2016-17 report cards, each subgroup included in Closing Gaps calculations is compared to its statewide comparison group using the same number of years of data. For example, if three years of data are available to determine the trend for the students with disabilities subgroup, three years of data are included in the statewide comparison group trend for students without disabilities.

### About Supergroups

Supergroups are a way to look at closing gaps among groups of students that would ordinarily be too small to include. A supergroup is made up of all the students that belong to any of the groups in the supergroup:

- "All 3" Supergroup: students with disabilities and economically disadvantaged and limited English proficient students.
- "SwD-ECD" Supergroup: students with disabilities and economically disadvantaged students.
- "SwD-EL" Supergroup: students with disabilities and English Learners.
- "ECD-EL" Supergroup: economically disadvantaged students and English Learners.

A supergroup is used to evaluate Closing Gaps only when there are fewer than 20 students in each of the individual groups within the supergroup, but more than 20 students in the supergroup. For example, if a school had fewer than 20 students with disabilities and fewer than 20 economically disadvantaged students, but more than 20 students when those groups are combined, the "SwD-ECD" supergroup would be used to evaluate Closing Gaps. Students are not double-counted in a supergroup. In the example above, an economically disadvantaged student with a disability is only counted once in the supergroup.



**Altoona Intermediate**  
**Altoona | Public - All Students**

School Report Card Detail | 2017-18 | On-Track and Postsecondary Readiness

## On-Track and Postsecondary Readiness

## Total Score: 94.9/100

### 2016-17 Attendance Score: 94.9/100

Group	Enrollment	Attended Days	Possible Days	Rate
All Students	228	38,613.0	40,155.0	96.2%
Lowest Group: ECD/ELL Supergroup	23	3,430.0	3,667.0	93.5%

### 2016-17 Graduation Score: NA/NA

Group	Four-Year Cohort Graduation Rate			Six-Year Cohort Graduation Rate		
	Students in Cohort	Graduates	Rate	Students in Cohort	Graduates	Rate
All Students	<20	*	*	<20	*	*

### On-Track and Postsecondary Readiness Supplemental Data

Group performance is provided for informational purposes only and is not used to determine the On-Track and Postsecondary Readiness scores used in the accountability system.

Group	Four-Year Cohort Graduation Rate			Six-Year Cohort Graduation Rate		
	Students in Cohort	Graduates	Rate	Students in Cohort	Graduates	Rate
American Indian or Alaskan Native	<20	*	*	<20	*	*
Asian	<20	*	*	<20	*	*
Black or African American	<20	*	*	<20	*	*
Hispanic/Latino	<20	*	*	<20	*	*
Native Hawaiian or Other Pacific Islander	<20	*	*	<20	*	*
White	<20	*	*	<20	*	*
Two or More Races	<20	*	*	<20	*	*
Students with Disabilities	<20	*	*	<20	*	*
Economically Disadvantaged	<20	*	*	<20	*	*
English Learners	<20	*	*	<20	*	*

#### Notes

- Details on On-Track and Postsecondary Readiness calculations can be found at <https://dpi.wi.gov/accountability/resources>
- Due to data availability, Attendance and Graduation data are lagged by one year. For this year's report cards, On-Track and Postsecondary Readiness calculations use these data from the prior school year.



**Altoona Intermediate**  
**Altoona | Public - All Students**

School Report Card Detail | 2017-18 | On-Track and Postsecondary Readiness

**On-Track and Postsecondary Readiness**

**Total Score: 94.9/100**

**2017-18 3rd Grade English Language Arts Achievement Score: NA/NA**

Performance Level	Points Multiplier	2015-16			2016-17			2017-18		
		Students		Points	Students		Points	Students		Points
		Count	Percent		Count	Percent		Count	Percent	
Advanced	1.5	NA	NA	NA	NA	NA	NA	NA	NA	NA
Proficient	1	NA	NA	NA	NA	NA	NA	NA	NA	NA
Basic	0.5	NA	NA	NA	NA	NA	NA	NA	NA	NA
Below Basic	0	NA	NA	NA	NA	NA	NA	NA	NA	NA
Total Tested	-	NA	NA	NA	NA	NA	NA	NA	NA	NA

**2017-18 8th Grade Mathematics Achievement Score: NA/NA**

Performance Level	Points Multiplier	2015-16			2016-17			2017-18		
		Students		Points	Students		Points	Students		Points
		Count	Percent		Count	Percent		Count	Percent	
Advanced	1.5	NA	NA	NA	NA	NA	NA	NA	NA	NA
Proficient	1	NA	NA	NA	NA	NA	NA	NA	NA	NA
Basic	0.5	NA	NA	NA	NA	NA	NA	NA	NA	NA
Below Basic	0	NA	NA	NA	NA	NA	NA	NA	NA	NA
Total Tested	-	NA	NA	NA	NA	NA	NA	NA	NA	NA

**Notes**

- Details on On-Track and Postsecondary Readiness calculations can be found at <https://dpi.wi.gov/accountability/resources> .
- Third Grade English Language Arts and 8th Grade Mathematics Scores are determined in the same way as the Student Achievement Priority Area. However, if there are fewer than 20 students in the most recent year, then the most recent two years of data are combined so that the cell size requirement is met.
- Student achievement is based on Wisconsin Student Assessment System (WSAS) results for full academic year (FAY) students.
- Points displayed in the tables above are weighted so that larger numbers of students and more recent years contribute more to the score for the Priority Area.



**Altoona Intermediate**  
**Altoona | Public - All Students**

School Report Card Detail | 2017-18 | Student Engagement Indicators

## Student Engagement Indicators

## Goals Met: 2/2

All schools are expected to meet Student Engagement Indicator goals in these areas. Absenteeism Rate and Dropout Rate are not rounded. Absenteeism Rate is the percent of students who are chronically absent (absent at least 16% of the time).

Indicator	Goal	One-Year School Rate	Three-Year School Rate	Points Deducted
Absenteeism Rate	Less than 13%	0.9%	2.0%	0
Dropout Rate	Less than 6%	*	NA	0

### Student Engagement Indicators Data

Group performance for Absenteeism Rate and Dropout Rate is provided below for informational purposes, to facilitate analysis of achievement gaps, and to drive continuous improvement planning. Test Participation data reflect the one-year test participation of groups. Note that there is no longer a score deduction associated with Test Participation on Report Cards.

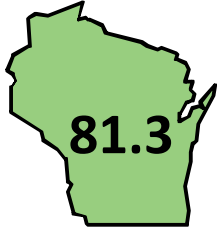
Group	Absenteeism Rate				Dropout Rate				Test Participation Rate			
	One Year		Three Year		One Year		Three Year		(Not Scored)			
	Students	Rate	Students	Rate	Students	Rate	Students	Rate	Students ELA	Rate ELA	Students Mathematics	Rate Mathematics
All Students: School	226	0.9%	716	2.0%	<20	*	NA	NA	246	100.0%	246	100.0%
American Indian or Alaskan Native	<20	*	NA	NA	<20	*	NA	NA	<20	*	<20	*
Asian	<20	*	NA	NA	<20	*	NA	NA	<20	*	<20	*
Black or African American	<20	*	NA	NA	<20	*	NA	NA	<20	*	<20	*
Hispanic/Latino	<20	*	NA	NA	<20	*	NA	NA	<20	*	<20	*
Native Hawaiian or Other Pacific Islander	<20	*	NA	NA	<20	*	NA	NA	<20	*	<20	*
Two or More Races	21	0.0%	66	1.5%	<20	*	NA	NA	<20	*	<20	*
White	185	0.5%	576	1.0%	<20	*	NA	NA	207	100.0%	207	100.0%
Students with Disabilities	25	0.0%	84	6.0%	<20	*	NA	NA	27	100.0%	27	100.0%
Economically Disadvantaged	<20	*	NA	NA	<20	*	NA	NA	106	100.0%	106	100.0%
English Learners	<20	*	NA	NA	<20	*	NA	NA	<20	*	<20	*

Both one-year and three-year rates are considered for Absenteeism and Dropout rates. If either the one-year or three-year rate meets the goal then no points are deducted. The three-year rate is based on two years of data when three years are not available.



**Altoona Middle**  
**Altoona | Public - All Students**  
 School Report Card | 2017-18 | Summary

**Overall Score**



**81.3**



**Exceeds Expectations**

Overall Accountability Ratings	Score
<b>Significantly Exceeds Expectations</b>	<b>83-100</b> ★★★★★
<b>Exceeds Expectations</b>	<b>73-82.9</b> ★★★★★☆
<b>Meets Expectations</b>	<b>63-72.9</b> ★★★☆☆
<b>Meets Few Expectations</b>	<b>53-62.9</b> ★★☆☆☆
<b>Fails to Meet Expectations</b>	<b>0-52.9</b> ★☆☆☆☆

**School Information**

Grades	6-8
School Type	Middle School
Enrollment	361
Percent Open Enrollment	10.0%
<i>Race/Ethnicity</i>	
American Indian or Alaskan Native	0.3%
Asian	1.9%
Black or African American	0.8%
Hispanic/Latino	5.0%
Native Hawaiian or Other Pacific Islander	0.3%
White	82.5%
Two or More Races	9.1%
<i>Student Groups</i>	
Students with Disabilities	12.2%
Economically Disadvantaged	40.7%
English Learners	3.0%

Priority Areas	School Score	Max Score	6-8 State	6-8 Max
<b>Student Achievement</b>	<b>74.8/100</b>		<b>61.7/100</b>	
English Language Arts (ELA) Achievement	39.6/50		32.6/50	
Mathematics Achievement	35.2/50		29.1/50	
<b>School Growth</b>	<b>92.7/100</b>		<b>66.0/100</b>	
English Language Arts (ELA) Growth	45.4/50		33.0/50	
Mathematics Growth	47.3/50		33.0/50	
<b>Closing Gaps</b>	<b>66.0/100</b>		<b>69.8/100</b>	
English Language Arts (ELA) Achievement Gaps	31.9/50		34.8/50	
Mathematics Achievement Gaps	34.1/50		35.0/50	
Graduation Rate Gaps	NA/NA		NA/NA	
<b>On-Track and Postsecondary Readiness</b>	<b>89.1/100</b>		<b>85.5/100</b>	
Graduation Rate	NA/NA		NA/NA	
Attendance Rate	75.2/80		74.2/80	
3rd Grade English Language Arts (ELA) Achievement	NA/NA		NA/NA	
8th Grade Mathematics Achievement	13.9/20		11.3/20	

Priority Area Weights	Percentage Weight
Student Achievement	21.2%
School Growth	28.8%
Closing Gaps	25.0%
On-Track and Postsecondary Readiness	25.0%

Note: For details about how weights are determined, see weighting calculator: [https://oea-dpi.shinyapps.io/overall\\_weighting\\_calculator/](https://oea-dpi.shinyapps.io/overall_weighting_calculator/)

Student Engagement Indicators	Total Deductions: 0
Absenteeism Rate (goal <13%)	Goal met: no deduction
Dropout Rate (goal <6%)	Goal met: no deduction

**Test Participation Information**

Includes Forward Exam (grades 3-8), ACT (grade 11), and Dynamic Learning Maps (grades 3-8 and 11)

Group	ELA 1-Year	ELA 3-Year	Math 1-Year	Math 3-Year
All-Students Rate	99.2%	99.2%	99.2%	99.2%
Lowest Subgroup Rate: SwD	95.6%	96%	95.6%	96%

^Note: Outlier score fluctuation is noted by ^ when any school or district report card has a 10-point or greater change (up or down) in its Overall Score. This amount of change in a single year is considered an outlier, and may or may not be reflective of actual school/district change in performance. Careful and cautious review of the report card and all supplemental pages is recommended. For assistance in better understanding this report card, contact the Office of Educational Accountability: [reportcardhelp@dpi.wi.gov](mailto:reportcardhelp@dpi.wi.gov).


**Altoona Middle**
**Altoona | Public - All Students**

School Report Card Detail | 2017-18 | Student Achievement

**Student Achievement**
**Total Score: 74.8/100**
**English Language Arts Achievement Score: 39.6/50**

Performance Level	Points Multiplier	2015-16			2016-17			2017-18		
		Students		Points	Students		Points	Students		Points
		Count	Percent		Count	Percent		Count	Percent	
Advanced	1.5	36	11.7%	54	52	15.3%	78	54	15.5%	81
Proficient	1.0	137	44.3%	137	134	39.5%	134	131	37.5%	131
Basic	0.5	108	35.0%	54	122	36.0%	61	119	34.1%	59.5
Below Basic	0.0	28	9.1%	0	31	9.1%	0	45	12.9%	0
Total Tested	-	309	100.0%	245	339	100.0%	273	349	100.0%	271.5

**Mathematics Achievement Score: 35.2/50**

Performance Level	Points Multiplier	2015-16			2016-17			2017-18		
		Students		Points	Students		Points	Students		Points
		Count	Percent		Count	Percent		Count	Percent	
Advanced	1.5	21	6.8%	31.5	32	9.4%	48	27	7.7%	40.5
Proficient	1.0	125	40.5%	125	150	44.2%	150	143	41.0%	143
Basic	0.5	116	37.5%	58	100	29.5%	50	111	31.8%	55.5
Below Basic	0.0	47	15.2%	0	57	16.8%	0	68	19.5%	0
Total Tested	-	309	100.0%	214.5	339	100.0%	248	349	100.0%	239

**Notes**

- Details on student achievement calculations can be found at <https://dpi.wi.gov/accountability/resources> .
- Student Achievement is based on Wisconsin Student Assessment System (WSAS) results for full academic year (FAY) students in all tested grades in the school.
- Scores are based on student performance on WSAS mathematics and English language arts statewide assessments.
- Points displayed in the tables above are weighted so that larger numbers of students and more recent years contribute more to the score for the Priority Area.



**Altoona Middle**  
**Altoona | Public - All Students**  
 School Report Card Detail | 2017-18 | Student Achievement

## Student Achievement

## Supplemental Data

Group performance is provided on this page for informational purposes only. These data are not used to determine the Student Achievement scores used in the accountability system.

### English Language Arts Supplemental Data

Group	2015-16					2016-17					2017-18				
	Total Tested	Percent Advanced	Percent Proficient	Percent Basic	Percent Below Basic	Total Tested	Percent Advanced	Percent Proficient	Percent Basic	Percent Below Basic	Total Tested	Percent Advanced	Percent Proficient	Percent Basic	Percent Below Basic
All Students: State	437,905	8.6%	33.8%	34.8%	22.8%	444,382	9.4%	34.1%	34.3%	22.2%	445,203	8.1%	33.5%	34.7%	23.8%
All Students: School	309	11.7%	44.3%	35.0%	9.1%	339	15.3%	39.5%	36.0%	9.1%	349	15.5%	37.5%	34.1%	12.9%
American Indian or Alaskan Native	<20	*	*	*	*	<20	*	*	*	*	<20	*	*	*	*
Asian	<20	*	*	*	*	<20	*	*	*	*	<20	*	*	*	*
Black or African American	<20	*	*	*	*	<20	*	*	*	*	<20	*	*	*	*
Hispanic/Latino	<20	*	*	*	*	<20	*	*	*	*	<20	*	*	*	*
Native Hawaiian or Other Pacific Islander	<20	*	*	*	*	<20	*	*	*	*	<20	*	*	*	*
White	260	12.3%	46.2%	32.3%	9.2%	288	16.3%	41.7%	35.1%	6.9%	289	17.3%	39.4%	32.9%	10.4%
Two or More Races	21	9.5%	42.9%	42.9%	4.8%	24	12.5%	37.5%	37.5%	12.5%	31	9.7%	35.5%	35.5%	19.4%
Students with Disabilities	36	8.3%	2.8%	41.7%	47.2%	39	7.7%	12.8%	25.6%	53.8%	43	7.0%	18.6%	20.9%	53.5%
Economically Disadvantaged	126	7.1%	36.5%	41.3%	15.1%	125	9.6%	32.8%	40.0%	17.6%	137	6.6%	29.2%	40.1%	24.1%
English Learners	<20	*	*	*	*	<20	*	*	*	*	<20	*	*	*	*

### Mathematics Supplemental Data

Group	2015-16					2016-17					2017-18				
	Total Tested	Percent Advanced	Percent Proficient	Percent Basic	Percent Below Basic	Total Tested	Percent Advanced	Percent Proficient	Percent Basic	Percent Below Basic	Total Tested	Percent Advanced	Percent Proficient	Percent Basic	Percent Below Basic
All Students: State	439,081	7.9%	33.1%	32.7%	26.3%	445,061	8.1%	33.2%	32.5%	26.2%	445,804	8.7%	33.3%	31.9%	26.1%
All Students: School	309	6.8%	40.5%	37.5%	15.2%	339	9.4%	44.2%	29.5%	16.8%	349	7.7%	41.0%	31.8%	19.5%
American Indian or Alaskan Native	<20	*	*	*	*	<20	*	*	*	*	<20	*	*	*	*
Asian	<20	*	*	*	*	<20	*	*	*	*	<20	*	*	*	*
Black or African American	<20	*	*	*	*	<20	*	*	*	*	<20	*	*	*	*
Hispanic/Latino	<20	*	*	*	*	<20	*	*	*	*	<20	*	*	*	*
Native Hawaiian or Other Pacific Islander	<20	*	*	*	*	<20	*	*	*	*	<20	*	*	*	*
White	260	7.7%	43.8%	35.0%	13.5%	288	10.8%	46.2%	29.5%	13.5%	289	8.7%	43.9%	32.9%	14.5%
Two or More Races	21	0.0%	23.8%	57.1%	19.0%	24	0.0%	54.2%	25.0%	20.8%	31	3.2%	38.7%	25.8%	32.3%
Students with Disabilities	36	0.0%	11.1%	25.0%	63.9%	39	2.6%	5.1%	20.5%	71.8%	43	2.3%	7.0%	23.3%	67.4%
Economically Disadvantaged	126	0.8%	29.4%	46.0%	23.8%	125	2.4%	32.0%	36.8%	28.8%	137	1.5%	24.1%	40.1%	34.3%
English Learners	<20	*	*	*	*	<20	*	*	*	*	<20	*	*	*	*





**Altoona Middle**  
**Altoona | Public - All Students**  
 School Report Card Detail | 2017-18 | School Growth

## School Growth

**Total Score: 92.7/100**

The following growth scores are derived from a value-added model. Value-added growth estimates how much student scores are expected to change based on the actual growth of similar students. If the student's performance improved more than predicted by the model, we say her school had high value added. That is, the value the school's impact on student learning resulted in higher-than-predicted growth.

**English Language Arts Growth Score: 45.4/50**

**Mathematics Growth Score: 47.3/50**

Group	English Language Arts		Mathematics	
	Count	Value-Added Score	Count	Value-Added Score
All Students: School	325	4.3	325	4.5

## School Growth Supplemental Data

Group performance provided in the table below is for informational purposes only. Supplemental value-added scores are calculated when 10 or more students are included in a group.

Group	English Language Arts		Mathematics	
	Count	Value-Added Score	Count	Value-Added Score
All Students: State	295,414	3.0	295,385	3.0
American Indian or Alaskan Native	<20	*	<20	*
Asian	<20	*	<20	*
Black or African American	<20	*	<20	*
Hispanic/Latino	<20	*	<20	*
Native Hawaiian or Other Pacific Islander	<20	*	<20	*
White	271	4.3	271	4.6
Two or More Races	29	3.8	29	3.9
Students with Disabilities	33	4.7	33	3.3
Economically Disadvantaged	126	4.3	126	4.4
English Learners	<20	*	<20	*

Note: Counts will display for schools with 10-19 students in a group, but they are not included in scoring, as the cell size rule for report cards is 20 students or more.

Growth scoring requires at least two consecutive years of test scores. Up to four years of test data on three growth intervals are used in the calculation, when available, to improve the validity and reliability of value-added calculations.



**Altoona Middle**  
**Altoona | Public - All Students**  
 School Report Card Detail | 2017-18 | Closing Gaps

## Closing Gaps

**Total Score: 66.0/100**

### Closing Achievement Gaps - English Language Arts | Score: 31.9/50

School Target Group Points-Based Proficiency Rates						State Comparison Group Points-Based Proficiency Rates					Rate of Change		Difference in Rate of Change		
Group	2013-14 Points	2014-15 Points	2015-16 Points	2016-17 Points	2017-18 Points	Group	2013-14 Points	2014-15 Points	2015-16 Points	2016-17 Points	2017-18 Points	School Target Group		State Comparison Group	
American Indian or Alaskan Native	NA	NA	NA	NA	NA	White	NA	NA	NA	NA	NA	NA	NA	NA	
Asian	NA	NA	NA	NA	NA		NA	NA	NA	NA	NA	NA	NA	NA	NA
Black or African American	NA	NA	NA	NA	NA		NA	NA	NA	NA	NA	NA	NA	NA	NA
Hispanic/Latino	NA	NA	NA	NA	NA		NA	NA	NA	NA	NA	NA	NA	NA	NA
Native Hawaiian or Pacific Islander	NA	NA	NA	NA	NA		NA	NA	NA	NA	NA	NA	NA	NA	NA
Two or More Races	NA	NA	0.786	0.750	0.677		NA	NA	0.723	0.740	0.717	-0.056	-0.003	-0.053	
Students with Disabilities	0.333	0.294	0.361	0.372	0.395	Students without Disabilities	0.634	0.802	0.694	0.709	0.683	0.021	0.001	0.020	
Economically Disadvantaged	0.629	0.725	0.679	0.672	0.591	Not Economically Disadvantaged	0.710	0.877	0.770	0.785	0.768	-0.015	0.002	-0.017	
English Learners	NA	NA	NA	NA	NA	English Proficient	NA	NA	NA	NA	NA	NA	NA	NA	
"All 3" Supergroup	NA	NA	NA	NA	NA	Not in "All 3" Supergroup	NA	NA	NA	NA	NA	NA	NA	NA	
"SwD-ECD" Supergroup	NA	NA	NA	NA	NA	Not in "SwD-ECD" Supergroup	NA	NA	NA	NA	NA	NA	NA	NA	
"SwD-EL" Supergroup	NA	NA	NA	NA	NA	Not in "SwD-EL" Supergroup	NA	NA	NA	NA	NA	NA	NA	NA	
"ECD-EL" Supergroup	NA	NA	NA	NA	NA	Not in "ECD-EL" Supergroup	NA	NA	NA	NA	NA	NA	NA	NA	

### Closing Achievement Gaps - Mathematics | Score: 34.1/50

School Target Group Points-Based Proficiency Rates						State Comparison Group Points-Based Proficiency Rates					Rate of Change		Difference in Rate of Change		
Group	2013-14 Points	2014-15 Points	2015-16 Points	2016-17 Points	2017-18 Points	Group	2013-14 Points	2014-15 Points	2015-16 Points	2016-17 Points	2017-18 Points	School Target Group		State Comparison Group	
American Indian or Alaskan Native	NA	NA	NA	NA	NA	White	NA	NA	NA	NA	NA	NA	NA	NA	
Asian	NA	NA	NA	NA	NA		NA	NA	NA	NA	NA	NA	NA	NA	NA
Black or African American	NA	NA	NA	NA	NA		NA	NA	NA	NA	NA	NA	NA	NA	NA
Hispanic/Latino	NA	NA	NA	NA	NA		NA	NA	NA	NA	NA	NA	NA	NA	NA
Native Hawaiian or Pacific Islander	NA	NA	NA	NA	NA		NA	NA	NA	NA	NA	NA	NA	NA	NA
Two or More Races	NA	NA	0.524	0.667	0.565		NA	NA	0.705	0.711	0.721	0.013	0.008	0.005	
Students with Disabilities	0.370	0.279	0.236	0.192	0.221	Students without Disabilities	0.768	0.737	0.665	0.668	0.676	-0.036	-0.025	-0.011	
Economically Disadvantaged	0.610	0.657	0.536	0.540	0.464	Not Economically Disadvantaged	0.851	0.823	0.750	0.754	0.772	-0.042	-0.023	-0.019	
English Learners	NA	NA	NA	NA	NA	English Proficient	NA	NA	NA	NA	NA	NA	NA	NA	
"All 3" Supergroup	NA	NA	NA	NA	NA	Not in "All 3" Supergroup	NA	NA	NA	NA	NA	NA	NA	NA	
"SwD-ECD" Supergroup	NA	NA	NA	NA	NA	Not in "SwD-ECD" Supergroup	NA	NA	NA	NA	NA	NA	NA	NA	
"SwD-EL" Supergroup	NA	NA	NA	NA	NA	Not in "SwD-EL" Supergroup	NA	NA	NA	NA	NA	NA	NA	NA	
"ECD-EL" Supergroup	NA	NA	NA	NA	NA	Not in "ECD-EL" Supergroup	NA	NA	NA	NA	NA	NA	NA	NA	



**Altoona Middle**  
**Altoona | Public - All Students**  
 School Report Card Detail | 2017-18 | Closing Gaps

## Closing Gaps

**Total Score: 66.0/100**

**Graduation Rate Gaps Score: NA/NA**

**Closing Graduation Gaps - Four Year | Score: NA/NA**

School Target Group Graduation Rates						State Comparison Group Graduation Rates						Rate of Change		Difference in Rate of Change	
Group	2012-13 Graduation Rate	2013-14 Graduation Rate	2014-15 Graduation Rate	2015-16 Graduation Rate	2016-17 Graduation Rate	Group	2012-13 Graduation Rate	2013-14 Graduation Rate	2014-15 Graduation Rate	2015-16 Graduation Rate	2016-17 Graduation Rate	School Target Group	State Comparison Group		
American Indian or Alaskan Native	NA	NA	NA	NA	NA	White	NA	NA	NA	NA	NA	NA	NA	NA	
Asian	NA	NA	NA	NA	NA		NA	NA	NA	NA	NA	NA	NA	NA	NA
Black or African American	NA	NA	NA	NA	NA		NA	NA	NA	NA	NA	NA	NA	NA	NA
Hispanic/Latino	NA	NA	NA	NA	NA		NA	NA	NA	NA	NA	NA	NA	NA	NA
Native Hawaiian or Pacific Islander	NA	NA	NA	NA	NA		NA	NA	NA	NA	NA	NA	NA	NA	NA
Two or More Races	NA	NA	NA	NA	NA		NA	NA	NA	NA	NA	NA	NA	NA	NA
Students with Disabilities	NA	NA	NA	NA	NA	Students without Disabilities	NA	NA	NA	NA	NA	NA	NA	NA	
Economically Disadvantaged	NA	NA	NA	NA	NA	Not Economically Disadvantaged	NA	NA	NA	NA	NA	NA	NA	NA	
English Learners	NA	NA	NA	NA	NA	English Proficient	NA	NA	NA	NA	NA	NA	NA	NA	
"All 3" Supergroup	NA	NA	NA	NA	NA	Not in "All 3" Supergroup	NA	NA	NA	NA	NA	NA	NA	NA	
"SwD-ECD" Supergroup	NA	NA	NA	NA	NA	Not in "SwD-ECD" Supergroup	NA	NA	NA	NA	NA	NA	NA	NA	
"SwD-EL" Supergroup	NA	NA	NA	NA	NA	Not in "SwD-EL" Supergroup	NA	NA	NA	NA	NA	NA	NA	NA	
"ECD-EL" Supergroup	NA	NA	NA	NA	NA	Not in "ECD-EL" Supergroup	NA	NA	NA	NA	NA	NA	NA	NA	

**Closing Graduation Gaps - Six Year | Score: NA/NA**

School Target Group Graduation Rates						State Comparison Group Graduation Rates						Rate of Change		Difference in Rate of Change	
Group	2012-13 Graduation Rate	2013-14 Graduation Rate	2014-15 Graduation Rate	2015-16 Graduation Rate	2016-17 Graduation Rate	Group	2012-13 Graduation Rate	2013-14 Graduation Rate	2014-15 Graduation Rate	2015-16 Graduation Rate	2016-17 Graduation Rate	School Target Group	State Comparison Group		
American Indian or Alaskan Native	NA	NA	NA	NA	NA	White	NA	NA	NA	NA	NA	NA	NA	NA	
Asian	NA	NA	NA	NA	NA		NA	NA	NA	NA	NA	NA	NA	NA	NA
Black or African American	NA	NA	NA	NA	NA		NA	NA	NA	NA	NA	NA	NA	NA	NA
Hispanic/Latino	NA	NA	NA	NA	NA		NA	NA	NA	NA	NA	NA	NA	NA	NA
Native Hawaiian or Pacific Islander	NA	NA	NA	NA	NA		NA	NA	NA	NA	NA	NA	NA	NA	NA
Two or More Races	NA	NA	NA	NA	NA		NA	NA	NA	NA	NA	NA	NA	NA	NA
Students with Disabilities	NA	NA	NA	NA	NA	Students without Disabilities	NA	NA	NA	NA	NA	NA	NA	NA	
Economically Disadvantaged	NA	NA	NA	NA	NA	Not Economically Disadvantaged	NA	NA	NA	NA	NA	NA	NA	NA	
English Learners	NA	NA	NA	NA	NA	English Proficient	NA	NA	NA	NA	NA	NA	NA	NA	
"All 3" Supergroup	NA	NA	NA	NA	NA	Not in "All 3" Supergroup	NA	NA	NA	NA	NA	NA	NA	NA	
"SwD-ECD" Supergroup	NA	NA	NA	NA	NA	Not in "SwD-ECD" Supergroup	NA	NA	NA	NA	NA	NA	NA	NA	
"SwD-EL" Supergroup	NA	NA	NA	NA	NA	Not in "SwD-EL" Supergroup	NA	NA	NA	NA	NA	NA	NA	NA	
"ECD-EL" Supergroup	NA	NA	NA	NA	NA	Not in "ECD-EL" Supergroup	NA	NA	NA	NA	NA	NA	NA	NA	



**Altoona Middle**  
**Altoona | Public - All Students**  
 School Report Card Detail | 2017-18 | Closing Gaps

## Closing Gaps

**Total Score: 66.0/100**

### Notes - Prior Three Pages

- Details on Closing Gaps calculations can be found at <https://dpi.wi.gov/accountability/resources> .
- Closing Graduation Gaps is based on graduation data from prior years because data from the most recent year are not yet available. For graduation calculations, prior-year data are the most current.
- The points-based proficiency rate is calculated by multiplying the number of students with scores in the advanced category by 1.5, proficient by 1.0, and basic by 0.5 and below basic by 0.0.
- The count of students for achievement calculations can be found in the Achievement Priority Area of the Report Card.
- If the group's average points-based proficiency rate or graduation rate is greater than or equal to 0.9, the rate of change is adjusted to be equal to the rate of change that would earn the maximum score for that group. This will be indicated on the report card by the symbol "!". This is to ensure that schools with very high achievement or graduation are not penalized with low Closing Gaps scores for small increases in gaps.
- In 2015-16 two new race/ethnicity categories were added: "Native Hawaiian or Other Pacific Islander" and "Two or More Races". Closing Achievement Gaps results for these categories will be calculated as data become available.
- Beginning on 2016-17 report cards, each subgroup included in Closing Gaps calculations is compared to its statewide comparison group using the same number of years of data. For example, if three years of data are available to determine the trend for the students with disabilities subgroup, three years of data are included in the statewide comparison group trend for students without disabilities.

### About Supergroups

Supergroups are a way to look at closing gaps among groups of students that would ordinarily be too small to include. A supergroup is made up of all the students that belong to any of the groups in the supergroup:

- "All 3" Supergroup: students with disabilities and economically disadvantaged and limited English proficient students.
- "SwD-ECD" Supergroup: students with disabilities and economically disadvantaged students.
- "SwD-EL" Supergroup: students with disabilities and English Learners.
- "ECD-EL" Supergroup: economically disadvantaged students and English Learners.

A supergroup is used to evaluate Closing Gaps only when there are fewer than 20 students in each of the individual groups within the supergroup, but more than 20 students in the supergroup. For example, if a school had fewer than 20 students with disabilities and fewer than 20 economically disadvantaged students, but more than 20 students when those groups are combined, the "SwD-ECD" supergroup would be used to evaluate Closing Gaps. Students are not double-counted in a supergroup. In the example above, an economically disadvantaged student with a disability is only counted once in the supergroup.



## Altoona Middle

## Altoona | Public - All Students

School Report Card Detail | 2017-18 | On-Track and Postsecondary Readiness

## On-Track and Postsecondary Readiness

Total Score: 89.1/100

## 2016-17 Attendance Score: 75.2/80

Group	Enrollment	Attended Days	Possible Days	Rate
All Students	348	58,418.0	61,536.0	94.9%
Lowest Group: ECD/ELL Supergroup	25	4,000.0	4,301.0	93.0%

## 2016-17 Graduation Score: NA/NA

Group	Four-Year Cohort Graduation Rate			Six-Year Cohort Graduation Rate		
	Students in Cohort	Graduates	Rate	Students in Cohort	Graduates	Rate
All Students	<20	*	*	<20	*	*

## On-Track and Postsecondary Readiness Supplemental Data

Group performance is provided for informational purposes only and is not used to determine the On-Track and Postsecondary Readiness scores used in the accountability system.

Group	Four-Year Cohort Graduation Rate			Six-Year Cohort Graduation Rate		
	Students in Cohort	Graduates	Rate	Students in Cohort	Graduates	Rate
American Indian or Alaskan Native	<20	*	*	<20	*	*
Asian	<20	*	*	<20	*	*
Black or African American	<20	*	*	<20	*	*
Hispanic/Latino	<20	*	*	<20	*	*
Native Hawaiian or Other Pacific Islander	<20	*	*	<20	*	*
White	<20	*	*	<20	*	*
Two or More Races	<20	*	*	<20	*	*
Students with Disabilities	<20	*	*	<20	*	*
Economically Disadvantaged	<20	*	*	<20	*	*
English Learners	<20	*	*	<20	*	*

## Notes

- Details on On-Track and Postsecondary Readiness calculations can be found at <https://dpi.wi.gov/accountability/resources>
- Due to data availability, Attendance and Graduation data are lagged by one year. For this year's report cards, On-Track and Postsecondary Readiness calculations use these data from the prior school year.



**Altoona Middle**  
**Altoona | Public - All Students**

School Report Card Detail | 2017-18 | On-Track and Postsecondary Readiness

**On-Track and Postsecondary Readiness**

**Total Score: 89.1/100**

**2017-18 3rd Grade English Language Arts Achievement Score: NA/NA**

Performance Level	Points Multiplier	2015-16			2016-17			2017-18		
		Students		Points	Students		Points	Students		Points
		Count	Percent		Count	Percent		Count	Percent	
Advanced	1.5	NA	NA	NA	NA	NA	NA	NA	NA	NA
Proficient	1	NA	NA	NA	NA	NA	NA	NA	NA	NA
Basic	0.5	NA	NA	NA	NA	NA	NA	NA	NA	NA
Below Basic	0	NA	NA	NA	NA	NA	NA	NA	NA	NA
Total Tested	-	NA	NA	NA	NA	NA	NA	NA	NA	NA

**2017-18 8th Grade Mathematics Achievement Score: 13.9/20**

Performance Level	Points Multiplier	2015-16			2016-17			2017-18		
		Students		Points	Students		Points	Students		Points
		Count	Percent		Count	Percent		Count	Percent	
Advanced	1.5	7	7.8%	10.5	18	18.2%	27	7	5.9%	10.5
Proficient	1	27	30.0%	27	39	39.4%	39	39	33.1%	39
Basic	0.5	48	53.3%	24	27	27.3%	13.5	50	42.4%	25
Below Basic	0	8	8.9%	0	15	15.2%	0	22	18.6%	0
Total Tested	-	90	100%	61.5	99	100%	79.5	118	100%	74.5

**Notes**

- Details on On-Track and Postsecondary Readiness calculations can be found at <https://dpi.wi.gov/accountability/resources> .
- Third Grade English Language Arts and 8th Grade Mathematics Scores are determined in the same way as the Student Achievement Priority Area. However, if there are fewer than 20 students in the most recent year, then the most recent two years of data are combined so that the cell size requirement is met.
- Student achievement is based on Wisconsin Student Assessment System (WSAS) results for full academic year (FAY) students.
- Points displayed in the tables above are weighted so that larger numbers of students and more recent years contribute more to the score for the Priority Area.



**Altoona Middle**  
**Altoona | Public - All Students**  
 School Report Card Detail | 2017-18 | Student Engagement Indicators

## Student Engagement Indicators

**Goals Met: 2/2**

All schools are expected to meet Student Engagement Indicator goals in these areas. Absenteeism Rate and Dropout Rate are not rounded. Absenteeism Rate is the percent of students who are chronically absent (absent at least 16% of the time).

Indicator	Goal	One-Year School Rate	Three-Year School Rate	Points Deducted
Absenteeism Rate	Less than 13%	3.5%	2.1%	0
Dropout Rate	Less than 6%	0.0%	0.0%	0

### Student Engagement Indicators Data

Group performance for Absenteeism Rate and Dropout Rate is provided below for informational purposes, to facilitate analysis of achievement gaps, and to drive continuous improvement planning. Test Participation data reflect the one-year test participation of groups. Note that there is no longer a score deduction associated with Test Participation on Report Cards.

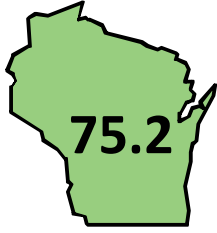
Group	Absenteeism Rate				Dropout Rate				Test Participation Rate			
	One Year		Three Year		One Year		Three Year		(Not Scored)			
	Students	Rate	Students	Rate	Students	Rate	Students	Rate	Students ELA	Rate ELA	Students Mathematics	Rate Mathematics
All Students: School	347	3.5%	994	2.1%	218	0.0%	626	0.0%	360	99.2%	360	99.2%
American Indian or Alaskan Native	<20	*	NA	NA	<20	*	NA	NA	<20	*	<20	*
Asian	<20	*	NA	NA	<20	*	NA	NA	<20	*	<20	*
Black or African American	<20	*	NA	NA	<20	*	NA	NA	<20	*	<20	*
Hispanic/Latino	20	10.0%	NA	NA	<20	*	NA	NA	<20	*	<20	*
Native Hawaiian or Other Pacific Islander	<20	*	NA	NA	<20	*	NA	NA	<20	*	<20	*
Two or More Races	26	3.8%	47	2.1%	<20	*	NA	NA	33	100.0%	33	100.0%
White	292	3.1%	834	1.8%	186	0.0%	529	0.0%	298	99.0%	298	99.0%
Students with Disabilities	40	5.0%	123	4.1%	26	0.0%	80	0.0%	45	95.6%	45	95.6%
Economically Disadvantaged	<20	*	NA	NA	<20	*	NA	NA	146	98.6%	146	98.6%
English Learners	<20	*	NA	NA	<20	*	NA	NA	<20	*	<20	*

Both one-year and three-year rates are considered for Absenteeism and Dropout rates. If either the one-year or three-year rate meets the goal then no points are deducted. The three-year rate is based on two years of data when three years are not available.



**Altoona High**  
**Altoona | Public - All Students**  
 School Report Card | 2017-18 | Summary

**Overall Score**



**Exceeds Expectations**

Overall Accountability Ratings	Score
<b>Significantly Exceeds Expectations</b>	<b>83-100</b> ★★★★★
<b>Exceeds Expectations</b>	<b>73-82.9</b> ★★★★☆
<b>Meets Expectations</b>	<b>63-72.9</b> ★★★☆☆
<b>Meets Few Expectations</b>	<b>53-62.9</b> ★★☆☆☆
<b>Fails to Meet Expectations</b>	<b>0-52.9</b> ★☆☆☆☆

**School Information**

Grades	9-12
School Type	High School
Enrollment	413
Percent Open Enrollment	18.4%

*Race/Ethnicity*

American Indian or Alaskan Native	1.0%
Asian	1.7%
Black or African American	2.4%
Hispanic/Latino	5.1%
Native Hawaiian or Other Pacific Islander	0.2%
White	86.0%
Two or More Races	3.6%

*Student Groups*

Students with Disabilities	13.3%
Economically Disadvantaged	32.7%
English Learners	1.7%

Priority Areas	School Score	Max Score	9-12 State	9-12 Max
<b>Student Achievement</b>	<b>67.8/100</b>		<b>57.3/100</b>	
English Language Arts (ELA) Achievement	33.2/50		29.8/50	
Mathematics Achievement	34.6/50		27.5/50	

Priority Areas	School Score	Max Score	9-12 State	9-12 Max
<b>School Growth</b>	<b>NA/NA</b>		<b>NA/NA</b>	
English Language Arts (ELA) Growth	NA/NA		NA/NA	
Mathematics Growth	NA/NA		NA/NA	

Priority Areas	School Score	Max Score	9-12 State	9-12 Max
<b>Closing Gaps</b>	<b>73.2/100</b>		<b>67.7/100</b>	
English Language Arts (ELA) Achievement Gaps	12.4/25		17.4/25	
Mathematics Achievement Gaps	20.4/25		17.5/25	
Graduation Rate Gaps	40.4/50		32.8/50	

Priority Areas	School Score	Max Score	9-12 State	9-12 Max
<b>On-Track and Postsecondary Readiness</b>	<b>93.9/100</b>		<b>90.6/100</b>	
Graduation Rate	93.9/100		90.6/100	
Attendance Rate	NA/NA		NA/NA	
3rd Grade English Language Arts (ELA) Achievement	NA/NA		NA/NA	
8th Grade Mathematics Achievement	NA/NA		NA/NA	

Priority Area Weights	Percentage Weight
Student Achievement	40.0%
School Growth	NA
Closing Gaps	40.0%
On-Track and Postsecondary Readiness	20.0%

Note: For details about how weights are determined, see weighting calculator: [https://oea-dpi.shinyapps.io/overall\\_weighting\\_calculator/](https://oea-dpi.shinyapps.io/overall_weighting_calculator/)

Student Engagement Indicators	Total Deductions: 0
Absenteeism Rate (goal <13%)	Goal met: no deduction
Dropout Rate (goal <6%)	Goal met: no deduction

**Test Participation Information**

Includes Forward Exam (grades 3-8), ACT (grade 11), and Dynamic Learning Maps (grades 3-8 and 11)

Group	ELA 1-Year	ELA 3-Year	Math 1-Year	Math 3-Year
All-Students Rate	96.2%	98.4%	96.2%	98.7%
Lowest Subgroup Rate: Econ Disadv	90.9%	96.8%	90.9%	96.8%

^Note: Outlier score fluctuation is noted by ^ when any school or district report card has a 10-point or greater change (up or down) in its Overall Score. This amount of change in a single year is considered an outlier, and may or may not be reflective of actual school/district change in performance. Careful and cautious review of the report card and all supplemental pages is recommended. For assistance in better understanding this report card, contact the Office of Educational Accountability: [reportcardhelp@dpi.wi.gov](mailto:reportcardhelp@dpi.wi.gov).





**Altoona High**  
**Altoona | Public - All Students**  
 School Report Card Detail | 2017-18 | Student Achievement

## Student Achievement

**Total Score: 67.8/100**

### English Language Arts Achievement Score: 33.2/50

Performance Level	Points Multiplier	2015-16			2016-17			2017-18		
		Students		Points	Students		Points	Students		Points
		Count	Percent		Count	Percent		Count	Percent	
Advanced	1.5	10	9.3%	15	5	5.1%	7.5	5	5.1%	7.5
Proficient	1.0	47	43.9%	47	39	39.4%	39	33	33.7%	33
Basic	0.5	39	36.4%	19.5	36	36.4%	18	37	37.8%	18.5
Below Basic	0.0	11	10.3%	0	19	19.2%	0	23	23.5%	0
Total Tested	-	107	100.0%	81.5	99	100.0%	64.5	98	100.0%	59

### Mathematics Achievement Score: 34.6/50

Performance Level	Points Multiplier	2015-16			2016-17			2017-18		
		Students		Points	Students		Points	Students		Points
		Count	Percent		Count	Percent		Count	Percent	
Advanced	1.5	18	16.7%	27	11	11.1%	16.5	9	9.2%	13.5
Proficient	1.0	34	31.5%	34	41	41.4%	41	30	30.6%	30
Basic	0.5	36	33.3%	18	30	30.3%	15	36	36.7%	18
Below Basic	0.0	20	18.5%	0	17	17.2%	0	23	23.5%	0
Total Tested	-	108	100.0%	79	99	100.0%	72.5	98	100.0%	61.5

#### Notes

- Details on student achievement calculations can be found at <https://dpi.wi.gov/accountability/resources>.
- Student Achievement is based on Wisconsin Student Assessment System (WSAS) results for full academic year (FAY) students in all tested grades in the school.
- Scores are based on student performance on WSAS mathematics and English language arts statewide assessments.
- Points displayed in the tables above are weighted so that larger numbers of students and more recent years contribute more to the score for the Priority Area.



**Altoona High**  
**Altoona | Public - All Students**  
 School Report Card Detail | 2017-18 | Student Achievement

**Student Achievement**

**Supplemental Data**

Group performance is provided on this page for informational purposes only. These data are not used to determine the Student Achievement scores used in the accountability system.

**English Language Arts Supplemental Data**

Group	2015-16					2016-17					2017-18				
	Total Tested	Percent Advanced	Percent Proficient	Percent Basic	Percent Below Basic	Total Tested	Percent Advanced	Percent Proficient	Percent Basic	Percent Below Basic	Total Tested	Percent Advanced	Percent Proficient	Percent Basic	Percent Below Basic
All Students: State	437,905	8.6%	33.8%	34.8%	22.8%	444,382	9.4%	34.1%	34.3%	22.2%	445,203	8.1%	33.5%	34.7%	23.8%
All Students: School	107	9.3%	43.9%	36.4%	10.3%	99	5.1%	39.4%	36.4%	19.2%	98	5.1%	33.7%	37.8%	23.5%
American Indian or Alaskan Native	<20	*	*	*	*	<20	*	*	*	*	<20	*	*	*	*
Asian	<20	*	*	*	*	<20	*	*	*	*	<20	*	*	*	*
Black or African American	<20	*	*	*	*	<20	*	*	*	*	<20	*	*	*	*
Hispanic/Latino	<20	*	*	*	*	<20	*	*	*	*	<20	*	*	*	*
Native Hawaiian or Other Pacific Islander	<20	*	*	*	*	<20	*	*	*	*	<20	*	*	*	*
White	90	10.0%	45.6%	35.6%	8.9%	92	5.4%	40.2%	37.0%	17.4%	84	4.8%	35.7%	38.1%	21.4%
Two or More Races	<20	*	*	*	*	<20	*	*	*	*	<20	*	*	*	*
Students with Disabilities	<20	*	*	*	*	<20	*	*	*	*	<20	*	*	*	*
Economically Disadvantaged	34	5.9%	38.2%	38.2%	17.6%	24	0.0%	29.2%	37.5%	33.3%	28	3.6%	17.9%	39.3%	39.3%
English Learners	<20	*	*	*	*	<20	*	*	*	*	<20	*	*	*	*

**Mathematics Supplemental Data**

Group	2015-16					2016-17					2017-18				
	Total Tested	Percent Advanced	Percent Proficient	Percent Basic	Percent Below Basic	Total Tested	Percent Advanced	Percent Proficient	Percent Basic	Percent Below Basic	Total Tested	Percent Advanced	Percent Proficient	Percent Basic	Percent Below Basic
All Students: State	439,081	7.9%	33.1%	32.7%	26.3%	445,061	8.1%	33.2%	32.5%	26.2%	445,804	8.7%	33.3%	31.9%	26.1%
All Students: School	108	16.7%	31.5%	33.3%	18.5%	99	11.1%	41.4%	30.3%	17.2%	98	9.2%	30.6%	36.7%	23.5%
American Indian or Alaskan Native	<20	*	*	*	*	<20	*	*	*	*	<20	*	*	*	*
Asian	<20	*	*	*	*	<20	*	*	*	*	<20	*	*	*	*
Black or African American	<20	*	*	*	*	<20	*	*	*	*	<20	*	*	*	*
Hispanic/Latino	<20	*	*	*	*	<20	*	*	*	*	<20	*	*	*	*
Native Hawaiian or Other Pacific Islander	<20	*	*	*	*	<20	*	*	*	*	<20	*	*	*	*
White	91	18.7%	33.0%	29.7%	18.7%	92	12.0%	41.3%	31.5%	15.2%	84	10.7%	31.0%	36.9%	21.4%
Two or More Races	<20	*	*	*	*	<20	*	*	*	*	<20	*	*	*	*
Students with Disabilities	<20	*	*	*	*	<20	*	*	*	*	<20	*	*	*	*
Economically Disadvantaged	34	8.8%	29.4%	41.2%	20.6%	24	8.3%	20.8%	45.8%	25.0%	28	3.6%	21.4%	39.3%	35.7%
English Learners	<20	*	*	*	*	<20	*	*	*	*	<20	*	*	*	*



**Altoona High**  
**Altoona | Public - All Students**  
 School Report Card Detail | 2017-18 | School Growth

## School Growth

**Total Score: NA/NA**

The following growth scores are derived from a value-added model. Value-added growth estimates how much student scores are expected to change based on the actual growth of similar students. If the student's performance improved more than predicted by the model, we say her school had high value added. That is, the value the school's impact on student learning resulted in higher-than-predicted growth.

**English Language Arts Growth Score: NA/NA**

**Mathematics Growth Score: NA/NA**

Group	English Language Arts		Mathematics	
	Count	Value-Added Score	Count	Value-Added Score
All Students: School	NA	NA	NA	NA

## School Growth Supplemental Data

Group performance provided in the table below is for informational purposes only. Supplemental value-added scores are calculated when 10 or more students are included in a group.

Group	English Language Arts		Mathematics	
	Count	Value-Added Score	Count	Value-Added Score
All Students: State	NA	NA	NA	NA
American Indian or Alaskan Native	NA	NA	NA	NA
Asian	NA	NA	NA	NA
Black or African American	NA	NA	NA	NA
Hispanic/Latino	NA	NA	NA	NA
Native Hawaiian or Other Pacific Islander	NA	NA	NA	NA
White	NA	NA	NA	NA
Two or More Races	NA	NA	NA	NA
Students with Disabilities	NA	NA	NA	NA
Economically Disadvantaged	NA	NA	NA	NA
English Learners	NA	NA	NA	NA

Note: Counts will display for schools with 10-19 students in a group, but they are not included in scoring, as the cell size rule for report cards is 20 students or more.

Growth scoring requires at least two consecutive years of test scores. Up to four years of test data on three growth intervals are used in the calculation, when available, to improve the validity and reliability of value-added calculations.



**Altoona High**  
**Altoona | Public - All Students**  
 School Report Card Detail | 2017-18 | Closing Gaps

## Closing Gaps

**Total Score: 73.2/100**

### Closing Achievement Gaps - English Language Arts | Score: 12.4/25

School Target Group Points-Based Proficiency Rates						State Comparison Group Points-Based Proficiency Rates					Rate of Change		Difference in Rate of Change		
Group	2013-14 Points	2014-15 Points	2015-16 Points	2016-17 Points	2017-18 Points	Group	2013-14 Points	2014-15 Points	2015-16 Points	2016-17 Points	2017-18 Points	School Target Group		State Comparison Group	
American Indian or Alaskan Native	NA	NA	NA	NA	NA	White	NA	NA	NA	NA	NA	NA	NA	NA	
Asian	NA	NA	NA	NA	NA		NA	NA	NA	NA	NA	NA	NA	NA	NA
Black or African American	NA	NA	NA	NA	NA		NA	NA	NA	NA	NA	NA	NA	NA	NA
Hispanic/Latino	NA	NA	NA	NA	NA		NA	NA	NA	NA	NA	NA	NA	NA	NA
Native Hawaiian or Pacific Islander	NA	NA	NA	NA	NA		NA	NA	NA	NA	NA	NA	NA	NA	NA
Two or More Races	NA	NA	NA	NA	NA		NA	NA	NA	NA	NA	NA	NA	NA	NA
Students with Disabilities	NA	NA	NA	NA	NA	Students without Disabilities	NA	NA	NA	NA	NA	NA	NA	NA	
Economically Disadvantaged	0.594	0.618	0.662	0.479	0.429	Not Economically Disadvantaged	0.710	0.877	0.770	0.785	0.768	-0.045	0.002	-0.047	
English Learners	NA	NA	NA	NA	NA	English Proficient	NA	NA	NA	NA	NA	NA	NA	NA	
"All 3" Supergroup	NA	NA	NA	NA	NA	Not in "All 3" Supergroup	NA	NA	NA	NA	NA	NA	NA	NA	
"SwD-ECD" Supergroup	NA	NA	NA	NA	NA	Not in "SwD-ECD" Supergroup	NA	NA	NA	NA	NA	NA	NA	NA	
"SwD-EL" Supergroup	NA	NA	NA	NA	NA	Not in "SwD-EL" Supergroup	NA	NA	NA	NA	NA	NA	NA	NA	
"ECD-EL" Supergroup	NA	NA	NA	NA	NA	Not in "ECD-EL" Supergroup	NA	NA	NA	NA	NA	NA	NA	NA	

### Closing Achievement Gaps - Mathematics | Score: 20.4/25

School Target Group Points-Based Proficiency Rates						State Comparison Group Points-Based Proficiency Rates					Rate of Change		Difference in Rate of Change		
Group	2013-14 Points	2014-15 Points	2015-16 Points	2016-17 Points	2017-18 Points	Group	2013-14 Points	2014-15 Points	2015-16 Points	2016-17 Points	2017-18 Points	School Target Group		State Comparison Group	
American Indian or Alaskan Native	NA	NA	NA	NA	NA	White	NA	NA	NA	NA	NA	NA	NA	NA	
Asian	NA	NA	NA	NA	NA		NA	NA	NA	NA	NA	NA	NA	NA	NA
Black or African American	NA	NA	NA	NA	NA		NA	NA	NA	NA	NA	NA	NA	NA	NA
Hispanic/Latino	NA	NA	NA	NA	NA		NA	NA	NA	NA	NA	NA	NA	NA	NA
Native Hawaiian or Pacific Islander	NA	NA	NA	NA	NA		NA	NA	NA	NA	NA	NA	NA	NA	NA
Two or More Races	NA	NA	NA	NA	NA		NA	NA	NA	NA	NA	NA	NA	NA	NA
Students with Disabilities	NA	NA	NA	NA	NA	Students without Disabilities	NA	NA	NA	NA	NA	NA	NA	NA	
Economically Disadvantaged	0.547	0.447	0.632	0.562	0.464	Not Economically Disadvantaged	0.851	0.823	0.750	0.754	0.772	-0.003	-0.023	0.020	
English Learners	NA	NA	NA	NA	NA	English Proficient	NA	NA	NA	NA	NA	NA	NA	NA	
"All 3" Supergroup	NA	NA	NA	NA	NA	Not in "All 3" Supergroup	NA	NA	NA	NA	NA	NA	NA	NA	
"SwD-ECD" Supergroup	NA	NA	NA	NA	NA	Not in "SwD-ECD" Supergroup	NA	NA	NA	NA	NA	NA	NA	NA	
"SwD-EL" Supergroup	NA	NA	NA	NA	NA	Not in "SwD-EL" Supergroup	NA	NA	NA	NA	NA	NA	NA	NA	
"ECD-EL" Supergroup	NA	NA	NA	NA	NA	Not in "ECD-EL" Supergroup	NA	NA	NA	NA	NA	NA	NA	NA	



**Altoona High**  
**Altoona | Public - All Students**  
 School Report Card Detail | 2017-18 | Closing Gaps

**Closing Gaps**

**Total Score: 73.2/100**

**Graduation Rate Gaps Score: 40.4/50**

**Closing Graduation Gaps - Four Year | Score: 15.4/25**

School Target Group Graduation Rates						State Comparison Group Graduation Rates						Rate of Change		Difference in Rate of Change	
Group	2012-13 Graduation Rate	2013-14 Graduation Rate	2014-15 Graduation Rate	2015-16 Graduation Rate	2016-17 Graduation Rate	Group	2012-13 Graduation Rate	2013-14 Graduation Rate	2014-15 Graduation Rate	2015-16 Graduation Rate	2016-17 Graduation Rate	School Target Group	State Comparison Group		
American Indian or Alaskan Native	NA	NA	NA	NA	NA	White	NA	NA	NA	NA	NA	NA	NA	NA	
Asian	NA	NA	NA	NA	NA		NA	NA	NA	NA	NA	NA	NA	NA	NA
Black or African American	NA	NA	NA	NA	NA		NA	NA	NA	NA	NA	NA	NA	NA	NA
Hispanic/Latino	NA	NA	NA	NA	NA		NA	NA	NA	NA	NA	NA	NA	NA	NA
Native Hawaiian or Pacific Islander	NA	NA	NA	NA	NA		NA	NA	NA	NA	NA	NA	NA	NA	NA
Two or More Races	NA	NA	NA	NA	NA		NA	NA	NA	NA	NA	NA	NA	NA	NA
Students with Disabilities	NA	NA	NA	NA	NA	Students without Disabilities	NA	NA	NA	NA	NA	NA	NA	NA	
Economically Disadvantaged	NA	NA	NA	NA	NA	Not Economically Disadvantaged	NA	NA	NA	NA	NA	NA	NA	NA	
English Learners	NA	NA	NA	NA	NA	English Proficient	NA	NA	NA	NA	NA	NA	NA	NA	
"All 3" Supergroup	0.818	0.824	1.000	0.806	0.960	Not in "All 3" Supergroup	0.949	0.956	0.956	0.953	0.959	0.026	0.002	0.024	
"SwD-ECD" Supergroup	NA	NA	NA	NA	NA	Not in "SwD-ECD" Supergroup	NA	NA	NA	NA	NA	NA	NA	NA	
"SwD-EL" Supergroup	NA	NA	NA	NA	NA	Not in "SwD-EL" Supergroup	NA	NA	NA	NA	NA	NA	NA	NA	
"ECD-EL" Supergroup	NA	NA	NA	NA	NA	Not in "ECD-EL" Supergroup	NA	NA	NA	NA	NA	NA	NA	NA	

**Closing Graduation Gaps - Six Year | Score: 25/25**

School Target Group Graduation Rates						State Comparison Group Graduation Rates						Rate of Change		Difference in Rate of Change	
Group	2012-13 Graduation Rate	2013-14 Graduation Rate	2014-15 Graduation Rate	2015-16 Graduation Rate	2016-17 Graduation Rate	Group	2012-13 Graduation Rate	2013-14 Graduation Rate	2014-15 Graduation Rate	2015-16 Graduation Rate	2016-17 Graduation Rate	School Target Group	State Comparison Group		
American Indian or Alaskan Native	NA	NA	NA	NA	NA	White	NA	NA	NA	NA	NA	NA	NA	NA	
Asian	NA	NA	NA	NA	NA		NA	NA	NA	NA	NA	NA	NA	NA	NA
Black or African American	NA	NA	NA	NA	NA		NA	NA	NA	NA	NA	NA	NA	NA	NA
Hispanic/Latino	NA	NA	NA	NA	NA		NA	NA	NA	NA	NA	NA	NA	NA	NA
Native Hawaiian or Pacific Islander	NA	NA	NA	NA	NA		NA	NA	NA	NA	NA	NA	NA	NA	NA
Two or More Races	NA	NA	NA	NA	NA		NA	NA	NA	NA	NA	NA	NA	NA	NA
Students with Disabilities	NA	NA	NA	NA	NA	Students without Disabilities	NA	NA	NA	NA	NA	NA	NA	NA	
Economically Disadvantaged	0.962	0.967	0.929	0.903	0.952	Not Economically Disadvantaged	0.944	0.950	0.955	0.958	0.957	-0.010	0.003	0.160!	
English Learners	NA	NA	NA	NA	NA	English Proficient	NA	NA	NA	NA	NA	NA	NA	NA	
"All 3" Supergroup	NA	NA	NA	NA	NA	Not in "All 3" Supergroup	NA	NA	NA	NA	NA	NA	NA	NA	
"SwD-ECD" Supergroup	NA	NA	NA	NA	NA	Not in "SwD-ECD" Supergroup	NA	NA	NA	NA	NA	NA	NA	NA	
"SwD-EL" Supergroup	NA	NA	NA	NA	NA	Not in "SwD-EL" Supergroup	NA	NA	NA	NA	NA	NA	NA	NA	
"ECD-EL" Supergroup	NA	NA	NA	NA	NA	Not in "ECD-EL" Supergroup	NA	NA	NA	NA	NA	NA	NA	NA	



**Altoona High**  
**Altoona | Public - All Students**  
 School Report Card Detail | 2017-18 | Closing Gaps

## Closing Gaps

**Total Score: 73.2/100**

### Notes - Prior Three Pages

- Details on Closing Gaps calculations can be found at <https://dpi.wi.gov/accountability/resources> .
- Closing Graduation Gaps is based on graduation data from prior years because data from the most recent year are not yet available. For graduation calculations, prior-year data are the most current.
- The points-based proficiency rate is calculated by multiplying the number of students with scores in the advanced category by 1.5, proficient by 1.0, and basic by 0.5 and below basic by 0.0.
- The count of students for achievement calculations can be found in the Achievement Priority Area of the Report Card.
- If the group's average points-based proficiency rate or graduation rate is greater than or equal to 0.9, the rate of change is adjusted to be equal to the rate of change that would earn the maximum score for that group. This will be indicated on the report card by the symbol "!". This is to ensure that schools with very high achievement or graduation are not penalized with low Closing Gaps scores for small increases in gaps.
- In 2015-16 two new race/ethnicity categories were added: "Native Hawaiian or Other Pacific Islander" and "Two or More Races". Closing Achievement Gaps results for these categories will be calculated as data become available.
- Beginning on 2016-17 report cards, each subgroup included in Closing Gaps calculations is compared to its statewide comparison group using the same number of years of data. For example, if three years of data are available to determine the trend for the students with disabilities subgroup, three years of data are included in the statewide comparison group trend for students without disabilities.

### About Supergroups

Supergroups are a way to look at closing gaps among groups of students that would ordinarily be too small to include. A supergroup is made up of all the students that belong to any of the groups in the supergroup:

- "All 3" Supergroup: students with disabilities and economically disadvantaged and limited English proficient students.
- "SwD-ECD" Supergroup: students with disabilities and economically disadvantaged students.
- "SwD-EL" Supergroup: students with disabilities and English Learners.
- "ECD-EL" Supergroup: economically disadvantaged students and English Learners.

A supergroup is used to evaluate Closing Gaps only when there are fewer than 20 students in each of the individual groups within the supergroup, but more than 20 students in the supergroup. For example, if a school had fewer than 20 students with disabilities and fewer than 20 economically disadvantaged students, but more than 20 students when those groups are combined, the "SwD-ECD" supergroup would be used to evaluate Closing Gaps. Students are not double-counted in a supergroup. In the example above, an economically disadvantaged student with a disability is only counted once in the supergroup.



**Altoona High**  
**Altoona | Public - All Students**  
 School Report Card Detail | 2017-18 | On-Track and Postsecondary Readiness

**On-Track and Postsecondary Readiness**

**Total Score: 93.9/100**

**2016-17 Attendance Score: NA/NA**

Group	Enrollment	Attended Days	Possible Days	Rate
All Students	434	69,672.5	74,182.0	93.9%
Lowest Group: Economically Disadvantaged	32	4,322.5	4,828.0	89.5%

**2016-17 Graduation Score: 93.9/100**

Group	Four-Year Cohort Graduation Rate			Six-Year Cohort Graduation Rate		
	Students in Cohort	Graduates	Rate	Students in Cohort	Graduates	Rate
All Students	110	101	91.8%	86	83	96.5%

**On-Track and Postsecondary Readiness Supplemental Data**

Group performance is provided for informational purposes only and is not used to determine the On-Track and Postsecondary Readiness scores used in the accountability system.

Group	Four-Year Cohort Graduation Rate			Six-Year Cohort Graduation Rate		
	Students in Cohort	Graduates	Rate	Students in Cohort	Graduates	Rate
American Indian or Alaskan Native	<20	*	*	<20	*	*
Asian	<20	*	*	<20	*	*
Black or African American	<20	*	*	<20	*	*
Hispanic/Latino	<20	*	*	<20	*	*
Native Hawaiian or Other Pacific Islander	<20	*	*	<20	*	*
White	95	87	91.6%	80	77	96.3%
Two or More Races	<20	*	*	<20	*	*
Students with Disabilities	<20	*	*	<20	*	*
Economically Disadvantaged	<20	*	*	21	20	95.2%
English Learners	<20	*	*	<20	*	*

- Notes**
- Details on On-Track and Postsecondary Readiness calculations can be found at <https://dpi.wi.gov/accountability/resources>
  - Due to data availability, Attendance and Graduation data are lagged by one year. For this year's report cards, On-Track and Postsecondary Readiness calculations use these data from the prior school year.



**Altoona High**  
**Altoona | Public - All Students**

School Report Card Detail | 2017-18 | On-Track and Postsecondary Readiness

**On-Track and Postsecondary Readiness**

**Total Score: 93.9/100**

**2017-18 3rd Grade English Language Arts Achievement Score: NA/NA**

Performance Level	Points Multiplier	2015-16			2016-17			2017-18		
		Students		Points	Students		Points	Students		Points
		Count	Percent		Count	Percent		Count	Percent	
Advanced	1.5	NA	NA	NA	NA	NA	NA	NA	NA	NA
Proficient	1	NA	NA	NA	NA	NA	NA	NA	NA	NA
Basic	0.5	NA	NA	NA	NA	NA	NA	NA	NA	NA
Below Basic	0	NA	NA	NA	NA	NA	NA	NA	NA	NA
Total Tested	-	NA	NA	NA	NA	NA	NA	NA	NA	NA

**2017-18 8th Grade Mathematics Achievement Score: NA/NA**

Performance Level	Points Multiplier	2015-16			2016-17			2017-18		
		Students		Points	Students		Points	Students		Points
		Count	Percent		Count	Percent		Count	Percent	
Advanced	1.5	NA	NA	NA	NA	NA	NA	NA	NA	NA
Proficient	1	NA	NA	NA	NA	NA	NA	NA	NA	NA
Basic	0.5	NA	NA	NA	NA	NA	NA	NA	NA	NA
Below Basic	0	NA	NA	NA	NA	NA	NA	NA	NA	NA
Total Tested	-	NA	NA	NA	NA	NA	NA	NA	NA	NA

**Notes**

- Details on On-Track and Postsecondary Readiness calculations can be found at <https://dpi.wi.gov/accountability/resources> .
- Third Grade English Language Arts and 8th Grade Mathematics Scores are determined in the same way as the Student Achievement Priority Area. However, if there are fewer than 20 students in the most recent year, then the most recent two years of data are combined so that the cell size requirement is met.
- Student achievement is based on Wisconsin Student Assessment System (WSAS) results for full academic year (FAY) students.
- Points displayed in the tables above are weighted so that larger numbers of students and more recent years contribute more to the score for the Priority Area.





**Altoona High**  
**Altoona | Public - All Students**  
 School Report Card Detail | 2017-18 | Student Engagement Indicators

## Student Engagement Indicators

**Goals Met: 2/2**

All schools are expected to meet Student Engagement Indicator goals in these areas. Absenteeism Rate and Dropout Rate are not rounded. Absenteeism Rate is the percent of students who are chronically absent (absent at least 16% of the time).

Indicator	Goal	One-Year School Rate	Three-Year School Rate	Points Deducted
Absenteeism Rate	Less than 13%	4.4%	4.1%	0
Dropout Rate	Less than 6%	0.0%	0.4%	0

### Student Engagement Indicators Data

Group performance for Absenteeism Rate and Dropout Rate is provided below for informational purposes, to facilitate analysis of achievement gaps, and to drive continuous improvement planning. Test Participation data reflect the one-year test participation of groups. Note that there is no longer a score deduction associated with Test Participation on Report Cards.

Group	Absenteeism Rate				Dropout Rate				Test Participation Rate			
	One Year		Three Year		One Year		Three Year		(Not Scored)			
	Students	Rate	Students	Rate	Students	Rate	Students	Rate	Students ELA	Rate ELA	Students Mathematics	Rate Mathematics
All Students: School	428	4.4%	1,287	4.1%	419	0.0%	1,267	0.4%	105	96.2%	105	96.2%
American Indian or Alaskan Native	<20	*	NA	NA	<20	*	NA	NA	<20	*	<20	*
Asian	<20	*	NA	NA	<20	*	NA	NA	<20	*	<20	*
Black or African American	<20	*	NA	NA	<20	*	NA	NA	<20	*	<20	*
Hispanic/Latino	<20	*	NA	NA	<20	*	NA	NA	<20	*	<20	*
Native Hawaiian or Other Pacific Islander	<20	*	NA	NA	<20	*	NA	NA	<20	*	<20	*
Two or More Races	<20	*	NA	NA	<20	*	NA	NA	<20	*	<20	*
White	367	3.3%	1,117	3.5%	359	0.0%	1,103	0.5%	88	97.7%	88	97.7%
Students with Disabilities	48	2.1%	130	7.7%	47	0.0%	129	2.3%	<20	*	<20	*
Economically Disadvantaged	30	20.0%	287	8.7%	27	0.0%	276	1.1%	33	90.9%	33	90.9%
English Learners	<20	*	NA	NA	<20	*	NA	NA	<20	*	<20	*

Both one-year and three-year rates are considered for Absenteeism and Dropout rates. If either the one-year or three-year rate meets the goal then no points are deducted. The three-year rate is based on two years of data when three years are not available.

November 19, 2018

TO: Altoona School Board

FROM: Tara Betlach, Andrea Steffen, Dan Peggs, and Jason LeMay, School District of Altoona Principals

RE: School Violence Drill Report, in compliance with WI ACT 143

On October 26, 2018 our school district conducted an annual school violence drill in collaboration with the Altoona Police Department at 9:15 AM for grades 4-12 and 1:45 PM for grades K-3. We practice these drills for the following reasons:

- Practice provides an opportunity to correct any problems in drill procedures prior to an actual emergency.
- The more we practice these drills the more 'routine' they become for students, allowing them to feel safe and calm.
- In the event of an emergency situation, it is vital that staff and students know exactly what to do, and are able to react quickly and appropriately.

Additionally, this drill allowed staff and students to practice our new ALICE procedures and test our school's technology in case of a violent intruder. This drill did unveil some simple technology issues, which the district was able to fix immediately. In all schools, feedback was given to administration to improve our crisis response to a violent intruder.

**Altoona Elementary School:**

AES staff and administration have noted this drill to be successful. After being alerted, staff and students used the ALICE protocol to elect to evacuate or lockdown/barricade. After the drill was complete, an announcement was made for all students and staff to evacuate, if they had not. This allowed students to practice evacuating as well as the lockdown procedures. The drill lasted approximately 10 minutes. Once inside, students were given a chance to debrief and resumed classes as normal.

**Altoona Intermediate School:**

AIS staff and administration have noted this drill to be successful. After being alerted, staff and students used the ALICE protocol and elected to evacuate. Students and staff gathered at a designated meeting point and waited for the "all clear" to re-enter the building. The entire drill was complete in less than three minutes. Once inside, students were given a chance to debrief and resumed classes as normal. Staff and administration also had a debrief to talk about what went well and what areas could be improved. Based on this conversation, a reteach on look and

listen (follow the teacher) and a reteach on the difference between two options (evacuate and counter) was provided.

**Altoona Middle School:**

AMS staff and administration have noted this drill to be successful. Both staff and students were empowered to respond to the information given to them and make a *choice*. Using the ALICE protocol, all of Altoona Middle School chose to evacuate once informed of the drill. Students and staff gathered at a few designated meeting points and waited for the “all clear” to re-enter the building. The entire drill was complete in less than three minutes. Once inside, students were given a chance to debrief and resumed classes as normal.

**Altoona High School:**

AHS staff and administration have noted this drill to be successful. Using the ALICE protocol, some staff and students opted to barricade themselves in their classrooms, while others opted to evacuate. Their decisions were based on the location of the “intruder” and the real-time information that was being provided during the drill. Students and staff gathered at a few designated meeting points and waited for the “all clear” to re-enter the building. The entire drill was complete in less than three minutes. Once inside, students were given a chance to debrief and resumed classes as normal.

# SCHEDULE AT-A-GLANCE

2019 SPRING ELECTION

## NOVEMBER 2018

- 27 • Deadline for Publication of Type A Notice of Election
- On or About 27 • Prepare Packet of Information for Potential Candidates

## DECEMBER

- 1 • Earliest Date for Circulation of Nomination Papers, If Required (NOTE: Nomination Papers Are Not Required in Many School Districts)
- 1 - Jan. 2 • Most Candidates Will File Campaign Registration Statements, Declarations of Candidacy, and Nomination Papers (If Required) during this Period
- 21 • Deadline for Incumbents to File Notice of Noncandidacy (5:00 p.m.)
- On or About 31 • Clerk Notifies Non-Exempt Committees of Deadline for Filing Campaign Finance January Continuing Report (for Period Ending December 31)

## JANUARY 2019

- On or After 1 • Eligible Candidate Committees May Claim/Renew Reporting Exemption for 2018
- 2 • Candidate Deadline for Filing All Documents Needed to Establish Eligibility to Appear on the Ballot (5:00 p.m.)
- Clerk Makes Initial Determination of Candidates' Eligibility for Ballot
- 9 • Drawing of Lots for Ballot Order; Certify Ballot Eligibility to County Clerk(s)
- When a Primary is Required, Notice to Municipal Clerks of Primary Election
- 15 • Deadline for Non-Exempt Committees to File January Continuing Report
- 16 • Clerk Performs Duties with Respect to Campaign Finance Reports that Have Been Filed or that Are Delinquent
- On or Before 28 • If Primary Election is Being Held, Provide Municipal Clerk with Ballots (If Separate Paper Ballots Are Utilized)

## FEBRUARY

- On or About 1 • If Primary Election is Being Held, Clerk Notifies Non-Exempt Committees of Deadline for Filing Preprimary Campaign Finance Report
- 5 - 11 • Deadline for Non-Exempt Committees to File Preprimary Report
- 12 • Clerk Performs Duties with Respect to Campaign Finance Reports that Have Been Filed or that Are Delinquent
- 15 • Write-in Candidate Registration Deadline for Primary Election
- On or Before 18 • If Primary Election is Being Held, Choose Board of Canvassers
- 18 • If Primary Election is Being Held, Notice of Primary Election
- 19 • Spring Primary Election
- On or About 19 • If Primary Election Held, Issue Open Meetings Law Notice of Board of Canvassers Meeting(s)
- On or About 20 • If Primary Election Held, Receipt of Election Materials and Related Duties

## **FEBRUARY** *(continued)*

- On or About 20 - 26 • If Primary Election Held, Canvass of Primary Returns and Written Determination of Primary Results
- On or About 20 - Mar. 1 • If Primary Election Held, Recount Request May Be Filed
- On or About 22 - Mar. 1 • If Primary Election Held, Drawing of Lots for Ballot Order  
• If Primary Election Held, Certify Nominations and Ballot Order to County Clerk(s)

## **MARCH**

- On or Before 11 • Provide Municipal Clerk with Ballots (If Separate Paper Ballots Are Utilized)
- On or About 15 • Clerk Notifies Non-Exempt Committees of Deadline for Filing Preelection Campaign Finance Report
- 19 - 25 • Deadline for Non-Exempt Committees to File Preelection Report
- 26 • Clerk Performs Duties with Respect to Campaign Finance Reports that Have Been Filed or that Are Delinquent
- 29 • Write-in Candidate Registration Deadline for Spring Election

## **APRIL**

- On or Before 1 • Choose Board of Canvassers
- 1 • Notice of Spring Election
- 2 • Spring Election
- On or About 2 • Issue Open Meetings Law Notice of Board of Canvassers Meeting(s)
- After 2 • Campaign Committees May File Campaign Finance Termination Report
- On or About 3 • Receipt of Election Materials and Other Related Duties
- 3 - 9 • Canvass of Election Returns and Written Determination of Election Results
- On or About 3 - 12 • Recount Request May Be Filed
- On or About 8 - 12 • Clerk Issues Certificate(s) of Election  
• Clerk Notifies Municipal and County Clerks of School District Officers
- On or Before 22 • School Board Members Take and File Official Oath
- 22 • School Board Members Take Office
- 22 - May 22 • Election of School Board Officials (i.e. Board Officers)

## **JUNE**

- On or About June 30 • Clerk Notifies Non-Exempt Committees of Deadline for Filing Campaign Finance July Continuing Report (for Period Ending June 30)

## **JULY**

- 15 • Deadline for Non-Exempt Committees to File July Continuing Report
- 16 • Clerk Performs Duties with Respect to Campaign Finance Reports that Have Been Filed or that Are Delinquent



WEDNESDAY KEYNOTE: Steve PEMBERTON  
THURSDAY KEYNOTE: Michele BORBA  
FRIDAY KEYNOTE: Salome THOMAS-EL

See it all: <https://wasb.org/meeting-and-events/convention/>

EARLY BIRD  
REGISTRATION ENDS  
DECEMBER 15

RSVP to Registration  
Page by  
December 10

## Top 10 Reasons

to Attend the 98<sup>th</sup> State Education Convention

- 1. Re-energize yourself.** Everyone needs the opportunity to get rejuvenated and renew their commitment to making a difference in their local districts.
- 2. Be inspired.** The successes and failures of others can provide new ideas and inspiration for tackling your own challenges.
- 3. Develop your skills.** The needs of school districts and their students are constantly evolving and expanding. School leaders need professional development to be as effective and efficient as possible.
- 4. Share your expertise.** We are in this together. Share your expertise with other districts so they can benefit from what you know and have experienced.
- 5. Be part of the solution.** Working together, we are a strong, unified voice for public education. Attend the convention to better understand the issues so you can be a part of the solution.
- 6. Model lifelong learning.** There is always something new to learn that would benefit your district. Be a model in lifelong learning for your students and your community.
- 7. Find common interests and concerns.** If you thought your district was the only one dealing with a particular issue — think again!
- 8. Connect with colleagues.** The convention is the perfect place to meet individuals who share your passion for education. Network with people who are as energetic and committed as you are.
- 9. Grow as a team.** Attend as a district team. Review the agenda, select topics of interest and send each board member and administrator to a different workshop or breakout session to maximize the learning for your district.
- 10. Exercise leadership.** You are a leader in your local community. Attend the convention because you want to make a difference for the students in your district and across the state.

The Board of Education generally operates as a committee of the whole with provisions herein described for standing committees to conduct on-going work for the Board of Education, limited to those areas noted below, and for temporary committees of an ad hoc nature.

As part of the Board of Education regular meetings, generally on the first and third Monday of each month, the Board may review the work of standing and temporary committees and conduct work as the committee of the whole.

While standing and temporary committees may make recommendations to the Board of Education, it is clearly understood that all decision-making authority rests with the Board of Education. The President of the Board shall appoint, subject to approval of the Board, standing committees at the annual reorganizational meeting.

Public notice shall be given for all Board committee meetings in accordance with state law and Board policy. When appropriate, based on the anticipated attendance of Board members who are not members of the committee, such notice shall include a statement that a quorum of the Board may be present, but the Board will take no action as governmental body at the committee meeting.

It shall be the responsibility of the committee chair to schedule regular committee meetings, plan the meeting agendas with assistance from the committee's administrator advisor and other committee members, and ensure that the minutes of all committee meetings are recorded and maintained. The committee chair shall be provided time on regular Board meeting agendas to present reports and/or make recommendations to the Board as the committee requests and as requested by the Board.

In the event of a vacancy on the Board, and in the absence of any Board action to the contrary, the newly appointed Board member shall assume the committee appointments formerly held by the Board member whose absence created the vacancy. In the event that the committee assignment is not suitable for a newly appointed Board member, the Board President may present for Board approval a proposal to revise committee and committee chair appointments for the remainder of the annual period.

Any Board member may attend and participate in the discussion that occurs at any standing committee meeting; however, only official members of the committee will have the authority to make motions and vote at the committee meeting. All Board members shall receive a copy of committee meeting minutes so as to stay fully informed of committee activities.

### **Standing Committees:**

**Policy/Governance Committee:** The purpose of this Committee shall be to review and evaluate new or existing policy and make recommendations to the full Board. This Committee shall include two Board members, the superintendent, and others as determined by the Board of Education.

The committee shall:

1. Review and update existing policy manuals on a continual basis.
2. At the discretion of the Board, review and write any new policy requested by the Board, the administration, or the public.
3. Stay up to date with current state or federal regulations regarding school policy.
4. At the discretion of the Board, review and present recommendations to the Board for any policy about which there is question of interpretation.
5. Refer applicable drafts of proposed policies to the Board's attorney, so that policies comply with Wisconsin and federal law prior to their consideration by the full Board.
6. Empower the committee secretary, or other individual selected by the committee, to ensure that the district policies are updated on the district website within 30 days of modification. This individual shall also make hard copies of the district policies available upon request.
7. Perform such other duties as required by law or assigned by the Board.

**Demographic Trends & Facility Planning Committee:** The purpose of this Committee shall be to provide at least annual recommendations to the full Board regarding demographic trends, capacity updates and other relevant data. This allows for long range predictability of attendance areas and facility needs. This Committee shall include two Board members, the superintendent, and others as determined by the Board of Education.

The committee shall:

1. Utilize reliable, current and projected demographic and housing-impact data from internal and external sources
2. Base recommendations on building enrollment of greater than 65% of capacity, and not to exceed 100%.
3. Consider cost to maintain existing buildings vs. new construction.
4. Assess and base recommendations on maximum educational and operational efficiency of facilities. Assessment also applies to the charge to create and maintain effective 21<sup>st</sup> century learning environments.



**Budget Development Committee:** The purpose of this Committee shall be to facilitate the orderly development of the annual school district budget by conveying board objectives to administration, reporting on the budget development progress, and raising issues to the full board when necessary. This Committee shall include two Board members, the superintendent, and others as determined by the Board of Education.

The committee shall:

1. Seek to understand school finances in order to teach the public when applicable.
2. Receive input from the public and furnish the public with information concerning district finances.
3. Study all financial issues of the district and prepare any applicable summaries and recommendations for Board action.
4. Ensure that the financial stability of the district is maintained by the Board of education and make necessary recommendations to the Board.
5. Review with the administration the preparation of the budget. This may include a review of financial recommendations or requests made by other committees.
6. Monitor implementation of the approved budget on a regular basis and recommend proposed budget revisions.
7. Recommend to the Board any applicable policies for the management of school assets
8. Review any other matters as directed by the Board.

LEG REF.: 19.83, 19.84, 19.85, 118.001, 120.12(1), 120.13(1)(a) Wisc. Statutes

ADOPTED: 11/04/02  
AMENDED: 03/04/13

# Altoona Board of Education Directory

Robin E. Elvig                      Term Expires: 04/20  
President  
1111 N Moonlight Dr  
Altoona, WI 54720  
828-8069

---

Bradley D. Poquette              Term Expires: 04/19  
Treasurer  
418 Hampton Ct  
Altoona, WI 54720  
835-3338

---

David A. Rowe                      Term Expires: 04/19  
Clerk  
920 Lake Rd  
Altoona, WI 54720  
832-0210

---

Richard A. Risler                      Term Expires: 04/21  
Member  
1005 S Edgewater Dr  
Eau Claire, WI 54701  
781-2494

---

Daniel E. Gluch                      Term Expires: 04/19  
Member  
1330 Oakcrest Dr  
Eau Claire, WI 54701  
225-1597

---

As of October 29, 2018

## Committee Appointments

**Policy/Governance:**  
Robin Elvig, Chair

Open

**Budget Development:**  
Dave Rowe, Chair  
Rick Risler

**Demographic Trends &  
Facility Development:**  
Rick Risler, Chair  
Dave Rowe

**Negotiations/Meet & Confer:**

Open, Chair

Rick Risler

**WASB Convention:**  
Dave Rowe, Delegate  
Brad Poquette, Alternate

**CESA Representative:**  
Robin Elvig

**Technology:**  
Brad Poquette

**Altoona Area Foundation:**

Open

**Parks & Recreation:**  
Brad Poquette

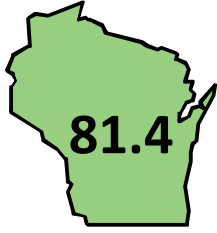
As of May 21, 2018



# Altoona

## District Report Card | 2017-18 | Summary

### Overall Score



**Exceeds Expectations**

Overall Accountability Ratings	Score
Significantly Exceeds Expectations	83-100 ★★★★★
Exceeds Expectations	73-82.9 ★★★★☆
Meets Expectations	63-72.9 ★★★☆☆
Meets Few Expectations	53-62.9 ★★☆☆☆
Fails to Meet Expectations	0-52.9 ★☆☆☆☆

### District Information

Grades	K4-12
Enrollment	1,622
Within District Mobility	0.0%
Between District Mobility	2.8%
<i>Race/Ethnicity</i>	
American Indian or Alaskan Native	0.3%
Asian	2.1%
Black or African American	1.5%
Hispanic/Latino	5.4%
Native Hawaiian or Other Pacific Islander	0.1%
White	83.7%
Two or More Races	6.8%
<i>Student Groups</i>	
Students with Disabilities	13.2%
Economically Disadvantaged	38.2%
English Learners	2.5%

Priority Areas	District Score	Max Score	State Score	Max Score
<b>Student Achievement</b>	<b>71.9/100</b>		<b>63.0/100</b>	
English Language Arts (ELA) Achievement	36.7/50		32.1/50	
Mathematics Achievement	35.2/50		30.9/50	
<b>District Growth</b>	<b>84.1/100</b>		<b>66.0/100</b>	
English Language Arts (ELA) Growth	42.5/50		33.0/50	
Mathematics Growth	41.6/50		33.0/50	
<b>Closing Gaps</b>	<b>79.4/100</b>		<b>67.9/100</b>	
English Language Arts (ELA) Achievement Gaps	18.6/25		17.8/25	
Mathematics Achievement Gaps	20.4/25		17.3/25	
Graduation Rate Gaps	40.4/50		32.8/50	
<b>On-Track and Postsecondary Readiness</b>	<b>89.0/100</b>		<b>85.0/100</b>	
Graduation Rate	37.6/40		36.3/40	
Attendance Rate	37.6/40		36.7/40	
3rd Grade English Language Arts (ELA) Achievement	6.8/10		6.3/10	
8th Grade Mathematics Achievement	7.0/10		5.7/10	

Priority Area Weights	Percentage Weight
Student Achievement	22.9%
District Growth	27.1%
Closing Gaps	25.0%
On-Track and Postsecondary Readiness	25.0%

Note: For details about how weights are determined, see weighting calculator: [https://oea-dpi.shinyapps.io/overall\\_weighting\\_calculator/](https://oea-dpi.shinyapps.io/overall_weighting_calculator/)

Student Engagement Indicators	Total Deductions: 0
Absenteeism Rate (goal <13%)	Goal met: no deduction
Dropout Rate (goal <6%)	Goal met: no deduction

### Test Participation Information

Includes Forward Exam (grades 3-8), ACT (grade 11), and Dynamic Learning Maps (grades 3-8 and 11)

Group	ELA 1-Year	ELA 3-Year	Math 1-Year	Math 3-Year
All-Students Rate	99.1%	99.2%	99.1%	99.3%
Lowest Subgroup Rate: SwD	94.4%	95.4%	94.4%	95.8%

^Note: Outlier score fluctuation is noted by ^ when any school or district report card has a 10-point or greater change (up or down) in its Overall Score. This amount of change in a single year is considered an outlier, and may or may not be reflective of actual school/district change in performance. Careful and cautious review of the report card and all supplemental pages is recommended. For assistance in better understanding this report card, contact the Office of Educational Accountability: [reportcardhelp@dpi.wi.gov](mailto:reportcardhelp@dpi.wi.gov).

**Altoona****District Report Card Detail | 2017-18 | Accountability Summary****Accountability Summary****Supplemental Data**

School performance on this page is provided for informational purposes only. This information is not used to determine district accountability scores. The performance of all students in the district, including those in alternate accountability schools, is combined to determine the district accountability score and rating.

**Summary of Overall Accountability Ratings for Schools in the District**

Rating Category	Number of Schools	Percent of Schools
Significantly Exceeds Expectations	1	25.0%
Exceeds Expectations	3	75.0%
Meets Expectations	0	0.0%
Meets Few Expectations	0	0.0%
Fails to Meet Expectations	0	0.0%
Alternate Accountability - Satisfactory Progress	0	0.0%
Alternate Accountability - Needs Improvement	0	0.0%
Alternate Accountability - No Score	0	0.0%

**Summary of Priority Area Scores for Schools in the District**

Does not include Alternate Accountability schools

Priority Area	Low Score	Average Score	High Score	Maximum Score
Overall Accountability	75.2	80.2	83.1	100
Student Achievement	67.8	71.2	74.8	100
School Growth	70.8	81.8	92.7	100
Closing Gaps	66.0	80.7	100.0	100
On-Track and Postsecondary Readiness	89.1	92.0	94.9	100

**Summary of Student Engagement Indicator Deductions for Schools in the District**

Does not include Alternate Accountability schools

Number of Deductions	Number of Schools	Percent of Schools
Zero	4	100.0%
One	0	0.0%
Two	0	0.0%



# Altoona

## District Report Card Detail | 2017-18 | Student Achievement

### Student Achievement

**Total Score: 71.9/100**

#### English Language Arts Achievement Score: 36.7/50

Performance Level	Points Multiplier	2015-16			2016-17			2017-18		
		Students		Points	Students		Points	Students		Points
		Count	Percent		Count	Percent		Count	Percent	
Advanced	1.5	79	10.3%	118.5	89	11.3%	133.5	98	12.0%	147
Proficient	1.0	308	40.2%	308	306	38.9%	306	312	38.0%	312
Basic	0.5	269	35.1%	134.5	276	35.1%	138	290	35.4%	145
Below Basic	0.0	111	14.5%	0	116	14.7%	0	120	14.6%	0
Total Tested	-	767	100.0%	561	787	100.0%	577.5	820	100.0%	604

#### Mathematics Achievement Score: 35.2/50

Performance Level	Points Multiplier	2015-16			2016-17			2017-18		
		Students		Points	Students		Points	Students		Points
		Count	Percent		Count	Percent		Count	Percent	
Advanced	1.5	67	8.7%	100.5	77	9.8%	115.5	87	10.6%	130.5
Proficient	1.0	273	35.5%	273	336	42.7%	336	316	38.5%	316
Basic	0.5	262	34.1%	131	249	31.6%	124.5	275	33.5%	137.5
Below Basic	0.0	166	21.6%	0	125	15.9%	0	142	17.3%	0
Total Tested	-	768	100.0%	504.5	787	100.0%	576	820	100.0%	584

#### Notes

- Details on student achievement calculations can be found at <https://dpi.wi.gov/accountability/resources>.
- Student Achievement is based on Wisconsin Student Assessment System (WSAS) results for full academic year (FAY) students in all tested grades in the district.
- Scores are based on student performance on WSAS mathematics and English language arts statewide assessments.
- Points displayed in the tables above are weighted so that larger numbers of students and more recent years contribute more to the score for the Priority Area.



# Altoona

## District Report Card Detail | 2017-18 | Student Achievement

### Student Achievement

### Supplemental Data

Group performance is provided on this page for informational purposes only. These data are not used to determine the Student Achievement scores used in the accountability system.

#### English Language Arts Supplemental Data

Group	2015-16					2016-17					2017-18				
	Total Tested	Percent Advanced	Percent Proficient	Percent Basic	Percent Below Basic	Total Tested	Percent Advanced	Percent Proficient	Percent Basic	Percent Below Basic	Total Tested	Percent Advanced	Percent Proficient	Percent Basic	Percent Below Basic
All Students: State	437,905	8.6%	33.8%	34.8%	22.8%	444,382	9.4%	34.1%	34.3%	22.2%	445,203	8.1%	33.5%	34.7%	23.8%
All Students: District	767	10.3%	40.2%	35.1%	14.5%	787	11.3%	38.9%	35.1%	14.7%	820	12.0%	38.0%	35.4%	14.6%
American Indian or Alaskan Native	<20	*	*	*	*	<20	*	*	*	*	<20	*	*	*	*
Asian	<20	*	*	*	*	<20	*	*	*	*	<20	*	*	*	*
Black or African American	<20	*	*	*	*	<20	*	*	*	*	<20	*	*	*	*
Hispanic/Latino	40	5.0%	12.5%	55.0%	27.5%	38	2.6%	15.8%	39.5%	42.1%	38	5.3%	18.4%	39.5%	36.8%
Native Hawaiian or Other Pacific Islander	<20	*	*	*	*	<20	*	*	*	*	<20	*	*	*	*
White	640	11.6%	42.3%	32.8%	13.3%	673	12.2%	41.6%	33.7%	12.5%	691	13.2%	40.2%	34.3%	12.3%
Two or More Races	53	3.8%	37.7%	45.3%	13.2%	50	8.0%	34.0%	40.0%	18.0%	60	6.7%	33.3%	35.0%	25.0%
Students with Disabilities	75	5.3%	6.7%	33.3%	54.7%	88	4.5%	12.5%	27.3%	55.7%	98	6.1%	19.4%	24.5%	50.0%
Economically Disadvantaged	319	6.0%	29.2%	40.4%	24.5%	292	6.2%	29.8%	39.0%	25.0%	322	5.9%	30.4%	38.5%	25.2%
English Learners	27	0.0%	14.8%	51.9%	33.3%	26	0.0%	15.4%	38.5%	46.2%	32	0.0%	15.6%	40.6%	43.8%

#### Mathematics Supplemental Data

Group	2015-16					2016-17					2017-18				
	Total Tested	Percent Advanced	Percent Proficient	Percent Basic	Percent Below Basic	Total Tested	Percent Advanced	Percent Proficient	Percent Basic	Percent Below Basic	Total Tested	Percent Advanced	Percent Proficient	Percent Basic	Percent Below Basic
All Students: State	439,081	7.9%	33.1%	32.7%	26.3%	445,061	8.1%	33.2%	32.5%	26.2%	445,804	8.7%	33.3%	31.9%	26.1%
All Students: District	768	8.7%	35.5%	34.1%	21.6%	787	9.8%	42.7%	31.6%	15.9%	820	10.6%	38.5%	33.5%	17.3%
American Indian or Alaskan Native	<20	*	*	*	*	<20	*	*	*	*	<20	*	*	*	*
Asian	<20	*	*	*	*	<20	*	*	*	*	<20	*	*	*	*
Black or African American	<20	*	*	*	*	<20	*	*	*	*	<20	*	*	*	*
Hispanic/Latino	40	5.0%	7.5%	27.5%	60.0%	38	2.6%	10.5%	36.8%	50.0%	38	5.3%	15.8%	34.2%	44.7%
Native Hawaiian or Other Pacific Islander	<20	*	*	*	*	<20	*	*	*	*	<20	*	*	*	*
White	641	10.1%	38.5%	32.8%	18.6%	673	11.3%	44.9%	30.8%	13.1%	691	12.2%	41.1%	33.3%	13.5%
Two or More Races	53	0.0%	28.3%	41.5%	30.2%	50	0.0%	46.0%	32.0%	22.0%	60	1.7%	31.7%	33.3%	33.3%
Students with Disabilities	76	0.0%	9.2%	23.7%	67.1%	88	2.3%	11.4%	26.1%	60.2%	98	3.1%	9.2%	32.7%	55.1%
Economically Disadvantaged	319	2.2%	23.2%	39.5%	35.1%	292	3.1%	31.5%	39.7%	25.7%	322	4.7%	25.5%	41.9%	28.0%
English Learners	27	0.0%	14.8%	33.3%	51.9%	26	0.0%	19.2%	42.3%	38.5%	32	0.0%	21.9%	28.1%	50.0%



## Altoona

### District Report Card Detail | 2017-18 | District Growth

## District Growth

**Total Score: 84.1/100**

The following growth scores are derived from a value-added model. Value-added growth estimates how much student scores are expected to change based on actual growth of similar students. It then compares the change in the student's scores to that estimate. If the student's performance improved more than predicted by the model, we say her district had high value-added. That is, the district's impact on student learning resulted in higher-than-predicted growth.

**English Language Arts Growth Score: 42.5/50**

**Mathematics Growth Score: 41.6/50**

Group	English Language Arts		Mathematics	
	Count	Value-Added Score	Count	Value-Added Score
All Students: District	560	4.0	560	3.9

## District Growth Supplemental Data

Group performance provided in the table below is for informational purposes only. Supplemental value-added scores are calculated when 10 or more students are included in a group.

Group	English Language Arts		Mathematics	
	Count	Value-Added Score	Count	Value-Added Score
All Students: State	286,382	3.0	286,346	3.0
American Indian or Alaskan Native	<20	*	<20	*
Asian	<20	*	<20	*
Black or African American	<20	*	<20	*
Hispanic/Latino	23	3.8	23	3.6
Native Hawaiian or Other Pacific Islander	<20	*	<20	*
White	471	4.0	471	3.9
Two or More Races	46	3.6	46	3.7
Students with Disabilities	55	4.4	55	2.9
Economically Disadvantaged	225	4.1	225	3.8
English Learners	23	3.5	23	3.5

**\*Note**

Counts will display for districts with 10-19 students in a group, but they are not included in scoring, as the cell size rule for report cards is 20 students or more.

Growth scoring requires at least two consecutive years of test scores. Up to four years of test data on three growth intervals are used in the calculation, when available, to improve the validity and reliability of value-added calculations.



# Altoona

## District Report Card Detail | 2017-18 | Closing Gaps

### Closing Gaps

**Total Score: 79.4/100**

#### Closing Achievement Gaps - English Language Arts | Score: 18.6/25

District Target Group Points-Based Proficiency Rates						State Comparison Group Points-Based Proficiency Rates					Rate of Change		Difference in Rate of Change		
Group	2013-14 Points	2014-15 Points	2015-16 Points	2016-17 Points	2017-18 Points	Group	2013-14 Points	2014-15 Points	2015-16 Points	2016-17 Points	2017-18 Points	District Target Group		State Comparison Group	
American Indian or Alaskan Native	NA	NA	NA	NA	NA	White	NA	NA	NA	NA	NA	NA	NA	NA	
Asian	NA	NA	NA	NA	NA		NA	NA	NA	NA	NA	NA	NA	NA	NA
Black or African American	NA	NA	NA	NA	NA		NA	NA	NA	NA	NA	NA	NA	NA	NA
Hispanic/Latino	0.432	0.500	0.475	0.395	0.461		0.658	0.826	0.723	0.740	0.717	-0.008	0.003	-0.011	
Native Hawaiian or Pacific Islander	NA	NA	NA	NA	NA		NA	NA	NA	NA	NA	NA	NA	NA	NA
Two or More Races	NA	0.682	0.660	0.660	0.608		NA	0.826	0.723	0.740	0.717	-0.023	-0.031	0.008	
Students with Disabilities	0.250	0.325	0.313	0.330	0.408	Students without Disabilities	0.634	0.802	0.694	0.709	0.683	0.032	0.001	0.031	
Economically Disadvantaged	0.542	0.654	0.583	0.586	0.585	Not Economically Disadvantaged	0.710	0.877	0.770	0.785	0.768	0.000	0.002	-0.002	
English Learners	NA	0.460	0.407	0.346	0.359	English Proficient	NA	0.766	0.662	0.675	0.651	-0.035	-0.033	-0.002	
"All 3" Supergroup	NA	NA	NA	NA	NA	Not in "All 3" Supergroup	NA	NA	NA	NA	NA	NA	NA	NA	
"SwD-ECD" Supergroup	NA	NA	NA	NA	NA	Not in "SwD-ECD" Supergroup	NA	NA	NA	NA	NA	NA	NA	NA	
"SwD-EL" Supergroup	NA	NA	NA	NA	NA	Not in "SwD-EL" Supergroup	NA	NA	NA	NA	NA	NA	NA	NA	
"ECD-EL" Supergroup	NA	NA	NA	NA	NA	Not in "ECD-EL" Supergroup	NA	NA	NA	NA	NA	NA	NA	NA	

#### Closing Achievement Gaps - Mathematics | Score: 20.4/25

District Target Group Points-Based Proficiency Rates						State Comparison Group Points-Based Proficiency Rates					Rate of Change		Difference in Rate of Change		
Group	2013-14 Points	2014-15 Points	2015-16 Points	2016-17 Points	2017-18 Points	Group	2013-14 Points	2014-15 Points	2015-16 Points	2016-17 Points	2017-18 Points	District Target Group		State Comparison Group	
American Indian or Alaskan Native	NA	NA	NA	NA	NA	White	NA	NA	NA	NA	NA	NA	NA	NA	
Asian	NA	NA	NA	NA	NA		NA	NA	NA	NA	NA	NA	NA	NA	NA
Black or African American	NA	NA	NA	NA	NA		NA	NA	NA	NA	NA	NA	NA	NA	NA
Hispanic/Latino	0.477	0.316	0.288	0.329	0.408		0.797	0.772	0.705	0.711	0.721	-0.002	-0.021	0.019	
Native Hawaiian or Pacific Islander	NA	NA	NA	NA	NA		NA	NA	NA	NA	NA	NA	NA	NA	NA
Two or More Races	NA	0.558	0.491	0.620	0.508		NA	0.772	0.705	0.711	0.721	-0.003	-0.015	0.012	
Students with Disabilities	0.331	0.244	0.211	0.278	0.301	Students without Disabilities	0.768	0.737	0.665	0.668	0.676	0.000	-0.025	0.025	
Economically Disadvantaged	0.622	0.544	0.462	0.560	0.534	Not Economically Disadvantaged	0.851	0.823	0.750	0.754	0.772	-0.014	-0.023	0.009	
English Learners	NA	0.320	0.315	0.404	0.359	English Proficient	NA	0.704	0.633	0.637	0.645	0.019	-0.017	0.036	
"All 3" Supergroup	NA	NA	NA	NA	NA	Not in "All 3" Supergroup	NA	NA	NA	NA	NA	NA	NA	NA	
"SwD-ECD" Supergroup	NA	NA	NA	NA	NA	Not in "SwD-ECD" Supergroup	NA	NA	NA	NA	NA	NA	NA	NA	
"SwD-EL" Supergroup	NA	NA	NA	NA	NA	Not in "SwD-EL" Supergroup	NA	NA	NA	NA	NA	NA	NA	NA	
"ECD-EL" Supergroup	NA	NA	NA	NA	NA	Not in "ECD-EL" Supergroup	NA	NA	NA	NA	NA	NA	NA	NA	





# Altoona

## District Report Card Detail | 2017-18 | Closing Gaps

### Closing Gaps

**Total Score: 79.4/100**

**Graduation Rate Gaps Score: 40.4/50**

**Closing Graduation Gaps - Four Year | Score: 15.4/25**

District Target Group Graduation Rates						State Comparison Group Graduation Rates						Rate of Change		Difference in Rate of Change	
Group	2012-13 Graduation Rate	2013-14 Graduation Rate	2014-15 Graduation Rate	2015-16 Graduation Rate	2016-17 Graduation Rate	Group	2012-13 Graduation Rate	2013-14 Graduation Rate	2014-15 Graduation Rate	2015-16 Graduation Rate	2016-17 Graduation Rate	District Target Group	State Comparison Group		
American Indian or Alaskan Native	NA	NA	NA	NA	NA	White	NA	NA	NA	NA	NA	NA	NA	NA	
Asian	NA	NA	NA	NA	NA		NA	NA	NA	NA	NA	NA	NA	NA	NA
Black or African American	NA	NA	NA	NA	NA		NA	NA	NA	NA	NA	NA	NA	NA	NA
Hispanic/Latino	NA	NA	NA	NA	NA		NA	NA	NA	NA	NA	NA	NA	NA	NA
Native Hawaiian or Pacific Islander	NA	NA	NA	NA	NA		NA	NA	NA	NA	NA	NA	NA	NA	NA
Two or More Races	NA	NA	NA	NA	NA		NA	NA	NA	NA	NA	NA	NA	NA	NA
Students with Disabilities	NA	NA	NA	NA	NA	Students without Disabilities	NA	NA	NA	NA	NA	NA	NA	NA	
Economically Disadvantaged	NA	NA	NA	NA	NA	Not Economically Disadvantaged	NA	NA	NA	NA	NA	NA	NA	NA	
English Learners	NA	NA	NA	NA	NA	English Proficient	NA	NA	NA	NA	NA	NA	NA	NA	
"All 3" Supergroup	0.818	0.824	1.000	0.806	0.960	Not in "All 3" Supergroup	0.949	0.956	0.956	0.953	0.959	0.026	0.002	0.024	
"SwD-ECD" Supergroup	NA	NA	NA	NA	NA	Not in "SwD-ECD" Supergroup	NA	NA	NA	NA	NA	NA	NA	NA	
"SwD-EL" Supergroup	NA	NA	NA	NA	NA	Not in "SwD-EL" Supergroup	NA	NA	NA	NA	NA	NA	NA	NA	
"ECD-EL" Supergroup	NA	NA	NA	NA	NA	Not in "ECD-EL" Supergroup	NA	NA	NA	NA	NA	NA	NA	NA	

**Closing Graduation Gaps - Six Year | Score: 25/25**

District Target Group Graduation Rates						State Comparison Group Graduation Rates						Rate of Change		Difference in Rate of Change	
Group	2012-13 Graduation Rate	2013-14 Graduation Rate	2014-15 Graduation Rate	2015-16 Graduation Rate	2016-17 Graduation Rate	Group	2012-13 Graduation Rate	2013-14 Graduation Rate	2014-15 Graduation Rate	2015-16 Graduation Rate	2016-17 Graduation Rate	District Target Group	State Comparison Group		
American Indian or Alaskan Native	NA	NA	NA	NA	NA	White	NA	NA	NA	NA	NA	NA	NA	NA	
Asian	NA	NA	NA	NA	NA		NA	NA	NA	NA	NA	NA	NA	NA	NA
Black or African American	NA	NA	NA	NA	NA		NA	NA	NA	NA	NA	NA	NA	NA	NA
Hispanic/Latino	NA	NA	NA	NA	NA		NA	NA	NA	NA	NA	NA	NA	NA	NA
Native Hawaiian or Pacific Islander	NA	NA	NA	NA	NA		NA	NA	NA	NA	NA	NA	NA	NA	NA
Two or More Races	NA	NA	NA	NA	NA		NA	NA	NA	NA	NA	NA	NA	NA	NA
Students with Disabilities	NA	NA	NA	NA	NA	Students without Disabilities	NA	NA	NA	NA	NA	NA	NA	NA	
Economically Disadvantaged	0.962	0.967	0.929	0.903	0.952	Not Economically Disadvantaged	0.944	0.950	0.955	0.958	0.957	-0.010	0.003	0.160!	
English Learners	NA	NA	NA	NA	NA	English Proficient	NA	NA	NA	NA	NA	NA	NA	NA	
"All 3" Supergroup	NA	NA	NA	NA	NA	Not in "All 3" Supergroup	NA	NA	NA	NA	NA	NA	NA	NA	
"SwD-ECD" Supergroup	NA	NA	NA	NA	NA	Not in "SwD-ECD" Supergroup	NA	NA	NA	NA	NA	NA	NA	NA	
"SwD-EL" Supergroup	NA	NA	NA	NA	NA	Not in "SwD-EL" Supergroup	NA	NA	NA	NA	NA	NA	NA	NA	
"ECD-EL" Supergroup	NA	NA	NA	NA	NA	Not in "ECD-EL" Supergroup	NA	NA	NA	NA	NA	NA	NA	NA	



# Altoona

## District Report Card Detail | 2017-18 | Closing Gaps

### Closing Gaps

**Total Score: 79.4/100**

#### Notes - Prior Three Pages

- Details on Closing Gaps calculations can be found at <https://dpi.wi.gov/accountability/resources> .
- Closing Graduation Gaps is based on graduation data from prior years because data from the most recent year are not yet available. For graduation calculations, prior-year data are the most current.
- The points-based proficiency rate is calculated by multiplying the number of students with scores in the advanced category by 1.5, proficient by 1.0, basic by 0.5 and below basic by 0.0.
- The count of students for achievement calculations can be found in the Achievement Priority Area of the Report Card.
- If the group's average points-based proficiency rate or graduation rate is greater than or equal to 0.9, the rate of change is adjusted to be equal to the rate of change that would earn the maximum score for that group. This will be indicated on the report card by the symbol "!". This is to ensure that districts with very high achievement or graduation are not penalized with low Closing Gaps scores for small increases in gaps.
- In 2015-16 two new race/ethnicity categories were added: "Native Hawaiian or Other Pacific Islander" and "Two or More Races". Closing Achievement Gaps results for these categories will be calculated as data become available.
- Beginning on 2016-17 report cards, each subgroup included in Closing Gaps calculations is compared to its statewide comparison group using the same number of years of data. For example, if three years of data are available to determine the trend for the students with disabilities subgroup, three years of data are included in the statewide comparison group trend for students without disabilities.

#### About Supergroups

Supergroups are a way to look at closing gaps among groups of students that would ordinarily be too small to include. A supergroup is made up of all the students that belong to any of the groups in the supergroup:

- "All 3" Supergroup: students with disabilities, economically disadvantaged, and limited English proficient students.
- "SwD-ECD" Supergroup: students with disabilities and economically disadvantaged students.
- "SwD-LEP" Supergroup: students with disabilities and limited English proficient students.
- "ECD-LEP" Supergroup: economically disadvantaged and limited English proficient students.

A supergroup is used to evaluate Closing Gaps only when there are fewer than 20 students in each of the individual groups within the supergroup, but more than 20 students in the supergroup. For example, if a district had fewer than 20 students with disabilities and fewer than 20 economically disadvantaged students, but more than 20 students when those groups are combined, the "SwD-ECD" supergroup would be used to evaluate Closing Gaps. Students are not double-counted in a supergroup. In the example above, an economically disadvantaged student with a disability is only counted once in the supergroup.



# Altoona

District Report Card Detail | 2017-18 | On-Track and Postsecondary Readiness

## On-Track and Postsecondary Readiness

**Total Score: 89.0/100**

### 2016-17 Attendance Score: 37.6/40

Group	Enrollment	Attended Days	Possible Days	Rate
All Students	1,506	250,249.0	262,542.0	95.3%
Lowest Group: Economically Disadvantaged	93	13,502.0	14,619.0	92.4%

### 2016-17 Graduation Score: 37.6/40

Group	Four-Year Cohort Graduation Rate			Six-Year Cohort Graduation Rate		
	Students in Cohort	Graduates	Rate	Students in Cohort	Graduates	Rate
All Students	110	101	91.8%	86	83	96.5%

### On-Track and Postsecondary Readiness Supplemental Data

Group performance is provided for informational purposes only and is not used to determine the On-Track and Postsecondary Readiness scores used in the accountability system.

Group	Four-Year Cohort Graduation Rate			Six-Year Cohort Graduation Rate		
	Students in Cohort	Graduates	Rate	Students in Cohort	Graduates	Rate
American Indian or Alaskan Native	<20	*	*	<20	*	*
Asian	<20	*	*	<20	*	*
Black or African American	<20	*	*	<20	*	*
Hispanic/Latino	<20	*	*	<20	*	*
Native Hawaiian or Other Pacific Islander	<20	*	*	<20	*	*
White	95	87	91.6%	80	77	96.3%
Two or More Races	<20	*	*	<20	*	*
Students with Disabilities	<20	*	*	<20	*	*
Economically Disadvantaged	<20	*	*	21	20	95.2%
English Learners	<20	*	*	<20	*	*

#### Notes

- Details on On-Track and Postsecondary Readiness calculations can be found at <https://dpi.wi.gov/accountability/resources>.
- Due to data availability, Attendance and Graduation data are lagged by one year. For this year's report cards, On-Track and Postsecondary Readiness calculations use these data from the prior school year.



# Altoona

## District Report Card Detail | 2017-18 | On-Track and Postsecondary Readiness

### On-Track and Postsecondary Readiness

**Total Score: 89.0/100**

#### 2017-18 3rd Grade English Language Arts Achievement Score: 6.8/10

Performance Level	Points Multiplier	2015-16			2016-17			2017-18		
		Students		Points	Students		Points	Students		Points
		Count	Percent		Count	Percent		Count	Percent	
Advanced	1.5	19	16.8%	28.5	13	9.8%	19.5	10	7.6%	15
Proficient	1	44	38.9%	44	43	32.3%	43	43	32.8%	43
Basic	0.5	36	31.9%	18	49	36.8%	24.5	52	39.7%	26
Below Basic	0	14	12.4%	0	28	21.1%	0	26	19.8%	0
Total Tested	-	113	100%	90.5	133	100%	87	131	100%	84

#### 2017-18 8th Grade Mathematics Achievement Score: 7.0/10

Performance Level	Points Multiplier	2015-16			2016-17			2017-18		
		Students		Points	Students		Points	Students		Points
		Count	Percent		Count	Percent		Count	Percent	
Advanced	1.5	7	7.8%	10.5	18	18.2%	27	7	5.9%	10.5
Proficient	1	27	30.0%	27	39	39.4%	39	39	33.1%	39
Basic	0.5	48	53.3%	24	27	27.3%	13.5	50	42.4%	25
Below Basic	0	8	8.9%	0	15	15.2%	0	22	18.6%	0
Total Tested	-	90	100%	61.5	99	100%	79.5	118	100%	74.5

#### Notes

- Details on On-Track and Postsecondary Readiness calculations can be found at <https://dpi.wi.gov/accountability/resources>.
- 3rd Grade English Language Arts and 8th Grade Mathematics Scores are determined in the same way as the Student Achievement Priority Area. However, if there are fewer than 20 students in the most recent year, then the most recent two years of data are combined so that the cell size requirement is met.
- Student achievement is based on Wisconsin Student Assessment System (WSAS) results for full academic year (FAY) students.
- Points displayed in the tables above are weighted so that larger numbers of students and more recent years contribute more to the score for the Priority Area.



## Altoona

### District Report Card Detail | 2017-18 | Student Engagement Indicators

## Student Engagement Indicators

**Goals Met: 2/2**

Both one-year and three-year rates are considered for Absenteeism and Dropout rates. If either the one-year or three-year rate meets the goal then no points are deducted. The three-year rate is based on two years of data when three years are not available.

Indicator	Goal	One-Year District Rate	Three-Year District Rate	Points Deducted
Absenteeism Rate	Less than 13%	2.4%	2.2%	0
Dropout Rate	Less than 6%	0.0%	0.3%	0

### Student Engagement Indicators and Test Participation Data

All districts are expected to meet Student Engagement Indicator goals for Absenteeism and Dropouts rates. The overall accountability score is reduced by five points if the Absenteeism Rate goal or Dropout Rate goal is not met. Absenteeism Rate is the percent of students who are chronically absent (absent at least 16% of the time).

Group	Absenteeism Rate				Dropout Rate				Test Participation Rate			
	One Year		Three Year		One Year		Three Year		(Not Scored)			
	Students	Rate	Students	Rate	Students	Rate	Students	Rate	Students	Rate	Students	Rate
All Students: District	1,493	2.4%	4,490	2.2%	637	0.0%	1,893	0.3%	847	99.1%	847	99.1%
American Indian or Alaskan Native	<20	*	NA	NA	<20	*	NA	NA	<20	*	<20	*
Asian	28	10.7%	90	3.3%	<20	*	NA	NA	<20	*	<20	*
Black or African American	27	0.0%	100	6.0%	<20	*	NA	NA	<20	*	<20	*
Hispanic/Latino	74	5.4%	231	4.3%	26	0.0%	69	0.0%	40	97.5%	40	97.5%
Native Hawaiian or Other Pacific Islander	<20	*	NA	NA	<20	*	NA	NA	<20	*	<20	*
Two or More Races	88	4.5%	252	2.0%	28	0.0%	68	0.0%	64	98.4%	64	98.4%
White	1,266	1.9%	3,784	1.8%	545	0.0%	1,632	0.3%	710	99.2%	710	99.2%
Students with Disabilities	184	2.2%	494	4.5%	73	0.0%	209	1.4%	108	94.4%	108	94.4%
Economically Disadvantaged	88	11.4%	1,300	3.8%	34	0.0%	438	0.7%	344	98.5%	344	98.5%
English Learners	54	7.4%	146	4.1%	<20	*	NA	NA	34	100.0%	34	100.0%

Group performance for Test Participation Rates, Absenteeism Rates and Dropout Rates is provided below for informational purposes, to facilitate analysis of achievement gaps, and drive continuous improvement planning. Test Participation data reflect the one-year test participation rates of subgroups. Note that there is no longer a score deduction associated with Test Participation on Report Cards.

November 19, 2018

TO: Altoona School Board

FR: Dan Peggs, Middle School Principal

RE: Consideration to create limited term 0.25 FTE Art Teacher vacancy.

Over the last three years Altoona Middle School has taken the needed steps towards a more personalized approach to education. These steps have included a revamp of our advanced learner process, changes in curriculum, building a standards-based learning system, and a significant master schedule change. During our master schedule change, we made the key decision to give students a choice of what specials (elective) classes they take in grades seven and eight. Additionally, our 'new' master schedule allowed for flexibility and avoided students being forced to choose one class over another, Art class over Spanish, for example. Our current schedule now allows students to take both classes, if that is what they so desire. In doing so, we have seen our elective courses flourish, especially in technology and art education. As a result, we do have a high number of students taking art and tech. ed. classes. This is a great problem to have. We were able to justify and add an additional tech. ed. teacher for the middle/high school, but were unable to justify a need for a full-time art teacher since this is only a middle school need. Rather than say, "we can't" we thought outside the box and hired an Art Intern to bring classes sizes down from nearly 40 to 20 at a very reasonable cost to the district. Our Art Intern's term is to expire this January 2019. Therefore, I am respectfully asking the board's consideration in creating a limited term 0.25 FTE Art Teacher vacancy for the remainder of the current school year (2018-2019). This would allow our school to keep class sizes in Art at a reasonable level without capping the number of students in this class. Should the board have any questions please direct them to me, Dan Peggs. Thank you for your consideration.

This recommendation is related to the following Strategic Goals:

**Strategic Goals:**

- Students: Students are individuals who think creatively, using critical thinking skills to solve problems and advocate for themselves.
- Students: Students exit the system prepared for success in post-secondary endeavors.
- People: High quality teachers and staff are recruited, recognized and retained in the workforce.
- Service: District departments provide seamless support for internal and external stakeholders.

Budget Revisions
------------------

Fund 38	Account	Original Budget	Revised Budget	
Eliminate Payment Due	38 E 800 675 281000 000	\$ 250,000.00	\$ -	Principal Payment Due

Fund 10	Account	Original Budget	Revised Budget	
Transfer Mental Health Grant from Fund 27 to Fund 10	10 R 800 630 500000 297	\$ -	\$ 75,000.00	Grant Revenue
Transfer Mental Health Grant from Fund 27 to Fund 10	10 E 800 100 120000 297	\$ -	\$ 3,000.00	General Salaries
Transfer Mental Health Grant from Fund 27 to Fund 10	10 E 800 222 120000 297	\$ -	\$ 350.00	General FICA/Medicare
Transfer Mental Health Grant from Fund 27 to Fund 10	10 E 800 105 214100 297	\$ -	\$ 35,000.00	Coordinator Salary
Transfer Mental Health Grant from Fund 27 to Fund 10	10 E 800 212 214100 297	\$ -	\$ 2,310.00	Coordinator WRS
Transfer Mental Health Grant from Fund 27 to Fund 10	10 E 800 222 214100 297	\$ -	\$ 2,678.00	Coordinator FICA/Medicare
Transfer Mental Health Grant from Fund 27 to Fund 10	10 E 800 240 214100 297	\$ -	\$ 7,972.00	Coordinator Health Ins
Transfer Mental Health Grant from Fund 27 to Fund 10	10 E 800 240 214100 297	\$ -	\$ 40.00	Coordinator Dental Ins
Transfer Mental Health Grant from Fund 27 to Fund 10	10 E 800 411 214100 297	\$ -	\$ 12,150.00	Supplies
Transfer Mental Health Grant from Fund 27 to Fund 10	10 E 800 310 221300 297	\$ -	\$ 7,500.00	Purchased Services
Transfer Mental Health Grant from Fund 27 to Fund 10	10 E 800 341 256710 297	\$ -	\$ 4,000.00	Student Transportation
Transfer Mental Health Grant from Fund 27 to Fund 10	27 R 800 630 500000 297	\$ 75,000.00	\$ -	Grant Revenue
Transfer Mental Health Grant from Fund 27 to Fund 10	27 E 700 110 120000 297	\$ 3,000.00	\$ -	General Salaries
Transfer Mental Health Grant from Fund 27 to Fund 10	27 E 700 222 120000 297	\$ 350.00	\$ -	General FICA/Medicare
Transfer Mental Health Grant from Fund 27 to Fund 10	27 E 700 105 214100 297	\$ 35,000.00	\$ -	Coordinator Salary
Transfer Mental Health Grant from Fund 27 to Fund 10	27 E 700 212 214100 297	\$ 2,310.00	\$ -	Coordinator WRS
Transfer Mental Health Grant from Fund 27 to Fund 10	27 E 700 222 214100 297	\$ 2,678.00	\$ -	Coordinator FICA/Medicare
Transfer Mental Health Grant from Fund 27 to Fund 10	27 E 700 240 214100 297	\$ 7,972.00	\$ -	Coordinator Health Ins
Transfer Mental Health Grant from Fund 27 to Fund 10	27 E 700 243 214100 297	\$ 40.00	\$ -	Coordinator Dental Ins
Transfer Mental Health Grant from Fund 27 to Fund 10	27 E 700 411 214100 297	\$ 12,150.00	\$ -	Supplies
Transfer Mental Health Grant from Fund 27 to Fund 10	27 E 700 310 221300 297	\$ 7,500.00	\$ -	Purchased Services
Transfer Mental Health Grant from Fund 27 to Fund 10	27 E 700 341 256750 297	\$ 4,000.00	\$ -	Student Transportation
	Total Revenues	\$ 75,000.00	\$ 75,000.00	
	Total Expenses	\$ 75,000.00	\$ 75,000.00	

RESOLUTION NO. \_\_\_\_

RESOLUTION AUTHORIZING THE BORROWING  
OF NOT TO EXCEED \$3,200,000; AND  
PROVIDING FOR THE ISSUANCE AND SALE OF  
GENERAL OBLIGATION PROMISSORY NOTES

WHEREAS, it is necessary that funds be raised by the School District of Altoona, Eau Claire County, Wisconsin (the "District") for the public purpose of paying the cost of constructing and equipping a sports complex and related facilities at the High School and improvements to the current High School athletic facilities (the "Project"), and there are insufficient funds on hand to pay said costs;

WHEREAS, the District hereby finds and determines that the Project is within the District's power to undertake and serves a "public purpose" as that term is defined in Section 67.04(1)(b), Wisconsin Statutes; and

WHEREAS, school districts are authorized by the provisions of Section 67.12(12), Wisconsin Statutes to borrow money and to issue general obligation promissory notes for such public purposes.

NOW, THEREFORE, BE IT RESOLVED by the School Board of the District, that;

Section 1. Authorization of the Notes. For the purpose of paying the cost of the Project, there shall be borrowed pursuant to Section 67.12(12), Wisconsin Statutes, the principal sum of not to exceed THREE MILLION TWO HUNDRED THOUSAND DOLLARS (\$3,200,000) from a purchaser to be determined by subsequent resolution of the School Board (the "Purchaser").

Section 2. Sale of the Notes. To evidence such indebtedness, the District President and District Clerk are hereby authorized, empowered and directed to make, execute, issue and sell to the Purchaser for, on behalf of and in the name of the District, general obligation promissory notes aggregating the principal amount of not to exceed THREE MILLION TWO HUNDRED THOUSAND DOLLARS (\$3,200,000) (the "Notes").

Section 3. Notice to Electors. Pursuant to Section 67.12(12)(e)2, Wisconsin Statutes, the District Clerk shall, within ten (10) days of adoption of this Resolution, cause public notice of such adoption to be given to the electors of the District by publishing a notice in the Eau Claire Leader-Telegram, the official newspaper of the District. The notice to electors shall be in substantially the form attached hereto as Exhibit A and incorporated herein by this reference (the "Notice").

Section 4. Award of the Notes. Following receipt of the purchase proposal from the Purchaser specifying the terms of and interest rates on the Notes, the School Board shall consider taking further action to provide the details of the Notes and to levy a direct annual irrevocable tax to pay the principal of and interest on the Notes as required by law. Any such further action



shall be subject to the condition that no petition for referendum on the question of the issuance of the Notes has been filed within thirty (30) days of publication of the Notice.

Section 5. Conflicting Resolutions; Severability; Effective Date. All prior resolutions, rules or other actions of the School Board or any parts thereof in conflict with the provisions hereof shall be, and the same are, hereby rescinded insofar as the same may so conflict. In the event that any one or more provisions hereof shall for any reason be held to be illegal or invalid, such illegality or invalidity shall not affect any other provisions hereof. The foregoing shall take effect immediately upon adoption and approval in the manner provided by law.

Adopted, approved and recorded November 19, 2018.

---

Robin E. Elvig  
District President

ATTEST:

---

David Rowe  
District Clerk

(SEAL)

EXHIBIT A

NOTICE TO THE ELECTORS  
OF THE  
SCHOOL DISTRICT OF ALTOONA  
EAU CLAIRE COUNTY, WISCONSIN

NOTICE IS HEREBY GIVEN that the School Board of the above-named School District, at a meeting duly called, noticed, held and conducted on November 19, 2018, adopted a resolution entitled:

**RESOLUTION AUTHORIZING THE BORROWING OF NOT  
TO EXCEED \$3,200,000; AND PROVIDING FOR THE  
ISSUANCE AND SALE OF GENERAL OBLIGATION  
PROMISSORY NOTES**

Said Resolution was adopted pursuant to the provisions of Section 67.12(12), Wisconsin Statutes to authorize a borrowing in an amount not to exceed \$3,200,000 for the public purpose of paying the cost of constructing and equipping a sports complex and related facilities at the High School and improvements to the current High School athletic facilities (the "Project").

Copies of said Resolution are on file in the District office, located at 1903 Bartlett Avenue, Altoona, Wisconsin and may be inspected weekdays, except holidays, between the hours of 9:00 a.m. and 4:00 p.m.

Section 67.12(12)(e)2, Wisconsin Statutes provides in part that a referendum is required on the question of this borrowing only if a petition is filed within 30 days after this publication signed by at least 7,500 District electors or 20% of the District electors voting for Governor at the last general election, whichever is the lesser. If no such petition is filed, then the Resolution shall be effective without a referendum.

Dated this 19th day of November, 2018.

BY THE ORDER OF THE  
School Board

David Rowe  
District Clerk

Published this \_\_\_\_ day of November, 2018 in the Eau Claire Leader-Telegram.