



School District of Altoona

809 7th St West Altoona, WI 54720
715-839-6032 715-839-6066 FAX

Dr. Connie Biedron, Superintendent

www.altoona.k12.wi.us

ALTOONA BOARD OF EDUCATION

Regular Meeting
District Board Room
809 7th Street West
September 22, 2014
6:30 p.m.

Agenda

1. Call to Order
2. Roll Call
3. Reading of Public Notice
4. Pledge of Allegiance
5. Rules for Meeting
6. Approval of Minutes
 - a. September 8, 2014 Regular Meeting
 - b. September 9, 2014 Special Meeting
 - c. September 11, 2014 Joint Meeting
7. Public Participation (All remarks are to be addressed to the Board; discussion among citizens present is not permitted. Board members may ask questions of a speaker; however, no formal deliberations are allowed at this time.)
 - a. Non-Agenda items - public comment and concern
 - b. Agenda items - public comment and concern
8. Treasurer's Report
 - a. Approval of Checks for Payment
 - (1) General Fund checks totaling \$ 532,984.91
 - (2) Student Activity Fund checks totaling \$ 422.22
 - (3) P-Card transactions totaling \$ 10,508.65
 - b. Approval of Treasurer's Report
9. School Report Cards 2013/14
10. Information
 - a. Committee Reports
 - b. General Information
 - c. President's Report
 - (1) Pre-Referendum Meetings with Staff
 - (2) School Board Recognition Week
 - (3) Legislative Breakfast

Please note meeting location:
NEW District Board Room
809 7th Street West

Altoona Board of Education, September 22, 2014

- (4) WASB Fall Regional Meeting, October 1
- (5) WASB Legislative Advocacy Conference, November 8
- d. Superintendent's Report
 - (1) Robotics Team Update
 - (2) McKinley Charter School Report 2013/14
 - (3) Meeting with Computer Science Department UW-EC, September 16
 - (4) Chancellor Civic Leader Breakfast, September 17
 - (5) Elementary School Visits, September 19
 - (6) Cluster A PLC Workshop, October 2-3
 - (7) Budget Update
 - (8) Other Meetings, News and Events (Items announced in this category are not intended for discussion)
- 11. Board Action after Consideration and Discussion
 - a. Consider Recommendation to Fill Assignment Positions for 2014/15 Season
 - b. Consider Approval of 66.0301 Cooperative Agreement for Special Education Services with the Eau Claire Area School District
- 12. Adjournment

The vision of the Altoona School District, in partnership with our students, their families, and our community, is to build a foundation for life-long learning and the emotional well-being of our students. We are dedicated to offering large school opportunities with a small school approach.

ALTOONA SCHOOL BOARD AGREEMENT

- We base our decisions on the best interest of the students.
- We are guided by our Vision, Mission and our Strategic Plan.
- We believe that every employee makes a contribution to the success of every student.
- We conduct ourselves within commonly understood principles of integrity.
- We listen carefully and respectfully to ensure all voices are heard.
- We practice good stewardship of our tax dollars.
- We seek to operate with as much transparency as possible.
- We do not engage in drama or political rhetoric.
- We seek a way around obstacles; reframing from an attitude of “we can’t,” to “how can we?”

Adopted: 9/19/11

Amended: 1/21/13



School District of Altoona

809 7th St West Altoona, WI 54720
715-839-6032 715-839-6066 FAX

Dr. Connie Biedron, Superintendent

www.altoona.k12.wi.us

ALTOONA BOARD OF EDUCATION

Regular Meeting
District Board Room
809 7th Street West
September 8, 2014
6:30 p.m.

1. The Regular Meeting of the Altoona Board of Education was called to order by Board President, Helen Drawbert, at 6:30 p.m. in the District Board Room.
2. Roll call was taken and the following were present:
Helen S. Drawbert, President
Robin E. Elvig, Vice President
Michael J. Hilger, Clerk
Bradley D. Poquette, Treasurer
David A. Rowe, Member
Dr. Connie M. Biedron, Superintendent
Joyce M. Orth, Board Secretary
3. Reading of Public Notice. Report of notice was given. All posting requirements were met and posting places are noted: Altoona City Hall, Altoona Post Office, school district office, high school office, middle school office, and elementary school office
4. Pledge of Allegiance
5. Rules for Meeting
6. Approval of Minutes. a. August 18, 2014 Regular Meeting. Motion by Rowe to approve the minutes as presented, seconded by Hilger. Elvig, yes; Rowe, yes; Hilger, yes; Poquette, yes; Drawbert, yes. Motion carried 5-0.
7. Public Participation. a. Non-Agenda items - public comment and concern. (1) Helen Drawbert recognized and welcomed Claire Pszeniczny, student representative, and Claire shared an update of recent and upcoming events including freshmen orientation, student council planning day, and homecoming. Claire also noted the new flooring at the high school and shared that she's heard many positive comments about it. (2) The high school volleyball team is sponsoring "Playing for Carter" fundraiser on September 11. (3) Helen Drawbert announced the upcoming legislative breakfast that will be held on October 13 or 15, 7:30 to 9:00 a.m.; location to be determined. (4) Suzon Gordon, community member, noted her concerns about the overcrowding, and the lack of information about the upcoming referendum. b. Agenda items - public comment and concern. None.
8. Treasurer's Report. a. Approval of Checks for Payment. Motion by Elvig to approve General Fund checks totaling \$275,527 and Student Activity Fund checks totaling \$728.28, as presented, seconded by Rowe. Rowe, yes; Hilger, yes; Poquette, yes; Elvig, yes; Drawbert, yes. Motion carried 5-0.

9. Information. **a. School Showcase.** (1) Overview of Back to School Days/Orientations. The September 2 back to school day and participation, grades K-8, was reviewed. New this year at the high school, freshmen students attended a day-long orientation. The first day of school for all other high school students was September 3. (2) Overview of State and Local Assessments. Andrea Steffen, director of instruction, gave an overview of state and local assessments, and significant changes this year and beyond. **b. Committee Reports.** None. **c. General Information.** None. **d. President's Report.** (1) Wisconsin School Board Appreciation Week. Local events for School Board Appreciation Week, October 5-11 were reviewed. (2) WASB Region 4 Fall Meeting. The region 4 fall meeting will be held at the Florian Gardens, Eau Claire, on October 1. It will follow optional workshops that will be offered from 4:00 to 6:00 p.m. Board members will RSVP to Joyce by September 22. (3) WASB Employment and School Law Seminar. The WASB will hold the employment and law seminar on October 16-17 in Wisconsin Dells. If attending, board members will RSVP to Joyce by September 15. **e. Superintendent's Report.** (1) Connected Superintendent's Summit Nomination. Dr. Biedron was nominated for the Connected Superintendent's Summit on October 7 at the White House. One-hundred superintendents will be selected to participate. They will be notified by September 15. (2) Custom Mobile App. The district has purchased mobile app services from School Messenger, the same vendor used for the instant notification system. (3) ACT College Readiness Report for 2013/14. The 2013/14 ACT College Readiness Report for Altoona High School was reviewed. The district's 23.5 composite score compares to 22.2 statewide; 77 of our students were tested in the areas of English, mathematics, reading and science. (4) River Prairie Meeting. The City of Altoona held a public meeting to present plans for the northwest quadrant of River Prairie on August 26. (5) Substitute Teacher Orientation. Orientation for substitute teachers and support staff was held on September 4. (6) Recommendations for New Positions. The recommendations and rationale for two new positions (10.e. and f.) were reviewed. (7) Other Meetings, News and Events. (Items announced in this category are not intended for discussion.) Announcements included Dr. Biedron's recent visit to Stout and related partnership opportunities, upcoming tryouts for the Lego Robotics teams, the September 17 leadership meeting with Chancellor Schmidt, UW-Eau Claire, referendum video-shoot on September 12, and special board meetings on September 9 and 11.
10. Board Action after Consideration and Discussion. **a.** Consider Resignation of Food Service Employee. Motion by Elvig to accept the resignation of Bobbie Klumper, food service employee effective August 18, 2014 as presented, seconded by Poquette. Hilger, yes; Poquette, yes; Elvig, yes; Rowe, yes; Drawbert, yes. Motion carried 5-0. **b.** Consider Employment Recommendation to Fill Limited-Term Grade 8 Classroom Aide Position for 2014/15. Motion by Rowe to employ Amy Thiede in the limited-term (one year for 2014/15) classroom aide position beginning September 2, 2014 as recommended, seconded by Elvig. Poquette, yes; Elvig, yes; Rowe, yes; Hilger, yes; Drawbert, yes. Motion carried 5-0. **c.** Consider Employment Recommendation to Fill Limited-Term Food and Nutrition Services Director Position for 2014/15. Motion by Hilger to employ Ron Markwell in the limited-term (one year for 2014/15) food and nutrition services director position beginning October 1, 2014 as recommended, seconded by Elvig. Elvig, yes; Rowe, yes; Hilger, yes; Poquette, yes; Drawbert, yes. Motion carried 5-0. **d.** Consider 2014/15 Employment Contract for Director of Food and Nutrition Services. Motion by Rowe to approve the 2014/15 employment contract for Ronald Markwell as presented, seconded by Elvig. Rowe, yes; Hilger, yes; Poquette, yes; Elvig, yes; Drawbert, yes. Motion carried 5-0. **e.** Consider Recommendation for Additional Elementary .50 Math Intervention Specialist Position. Motion by Elvig to approve the recommendation for an additional elementary .50 math intervention specialist limited-term position for 2014/15 as presented, seconded by Poquette. Hilger, yes; Poquette, yes; Elvig, yes; Rowe, yes; Drawbert, yes. Motion carried 5-0. **f.** Consider Recommendation for Additional Elementary .50 Special Education Aide Position. Motion by Rowe to approve the recommendation for an additional elementary .50 special education aide limited-term position for 2014/15 as presented, seconded by Hilger. Poquette, yes; Elvig, yes; Rowe, yes; Hilger, yes; Drawbert, yes. Motion carried 5-0.

g. Consider Approval of Financial Advisory Services Agreement with Robert W. Baird & Co. Motion by Elvig to approve the agreement with Robert W. Baird & Co for financial advisory services in connection to the proposed issuance of not to exceed \$23,000,000 general obligation bonds as presented, seconded by Poquette. Elvig, yes; Rowe, yes; Hilger, yes; Poquette, yes; Drawbert, yes. Motion carried 5-0.

11. Adjournment. Motion by Rowe to adjourn at 8:02 p.m., seconded by Poquette. Rowe, yes; Hilger, yes; Poquette, yes; Elvig, yes; Drawbert, yes. Motion carried 5-0.

The next Regular Meeting of the Altoona Board of Education is scheduled for Monday, September 22, 2014 at 6:30 p.m. in the Board Room, 809 7th Street West, Altoona.

Joyce M. Orth CAP, Board Secretary

District Clerk

Date

The vision of the Altoona School District, in partnership with our students, their families, and our community, is to build a foundation for life-long learning and the emotional well-being of our students. We are dedicated to offering large school opportunities with a small school approach.



School District of Altoona

809 7th Street West Altoona, WI 54720
715-839-6032 715-839-6066 FAX

Dr. Connie Biedron, Superintendent

www.altoona.k12.wi.us

ALTOONA BOARD OF EDUCATION
Special Meeting/Work Session
District Board Room
809 7th Street West
September 9, 2014
8:30 a.m.

1. The Special Meeting/work session of the Altoona Board of Education was called to order by Board President, Helen Drawbert at 8:34 a.m. in the District Board Room.
2. Roll call was taken and the following were present:
Helen S. Drawbert, President David A. Rowe, Member; left at 11:17 a.m.
Robin E. Elvig, Vice President Dr. Connie M. Biedron, Superintendent
Michael J. Hilger, Clerk Joyce M. Orth, Board Secretary
Bradley D. Poquette, Treasurer Michael Markgren, Business Manager

David Cihasky, ADG and Jason Plante, Market & Johnson were also in attendance.
3. Reading of Public Notice. Report of notice was given. All posting requirements were met and posting places are noted: Altoona City Hall, Altoona Post Office, school district office, high school office, middle school office, and elementary school office.
4. Building Projects - Conceptual Design Phase Updates. Concept drawings for projects were distributed, as well as potential financing scenarios and sample brochures. Current status was reviewed.
5. Review Referendum Timeline and Next Steps. The timeline was reviewed. Referendum information meetings have been scheduled and added to the webpage. Dr. Biedron will send an email to staff to help determine frequently asked questions. Weekly updates and neighborhood meetings were other strategies discussed.
6. Discuss Key Messages. Key messages/talking points were developed.
7. Adjournment. Motion by Hilger to adjourn at 12:45 p.m., seconded by Elvig. Elvig, yes; Rowe, absent; Hilger, yes; Poquette, yes; Drawbert, yes. Motion carried 4-0.

The next Regular Meeting of the Altoona Board of Education is scheduled for Monday, September 22, 2014 at 6:30 p.m. in the Board Room, 809 7th Street West, Altoona.

Joyce M. Orth CAP, Board Secretary

District Clerk

Date

The vision of the Altoona School District, in partnership with our students, their families, and our community, is to build a foundation for life-long learning and the emotional well-being of our students. We are dedicated to offering large school opportunities with a small school approach.



School District of Altoona

809 7th Street West Altoona, WI 54720
715-839-6032 715-839-6066 FAX

Dr. Connie Biedron, Superintendent

www.altoona.k12.wi.us

ALTOONA BOARD OF EDUCATION DEMOGRAPHIC TRENDS AND FACILITIES PLANNING COMMITTEE

Joint Meeting
District Board Room
809 7th Street West
September 11, 2014
7:30 a.m.

1. The Joint Meeting with the Demographic Trends and Facilities Planning Committee was called to order by Board President, Helen Drawbert at 7:31 a.m. in the District Board Room.
2. Roll call was taken and the following were present:

Helen S. Drawbert, President	David A. Rowe, Member
Robin E. Elvig, Vice President	Dr. Connie M. Biedron, Superintendent
Michael J. Hilger, Clerk; left at 8:52 a.m.	Joyce M. Orth, Board Secretary
Bradley D. Poquette, Treasurer	Michael Markgren, Business Manager

Committee members present:

Matt Biren	Bob Wilcox
Ann Kaiser	Jeannie York
Suzy Sivertson	

David Cihasky, ADG and Lori DeMotts, Market & Johnson were also in attendance.
3. Reading of Public Notice. Report of notice was given. All posting requirements were met and posting places are noted: Altoona City Hall, Altoona Post Office, school district office, high school office, middle school office, and elementary school office.
4. Review Building Projects - Conceptual Design Phase Status. The factors that impacted the board's decision to proceed with a \$23,000,000 referendum to build a new elementary school on KB and make building and site improvements on the current campus were reviewed. One of those factors, the board's commitment to contribute \$400,000 annually from the general fund for a five-year period, lowers the tax impact to a projected increase of \$118 (over 2013/14 property tax) on a \$100,000 home. The most recent conceptual designs were reviewed as well as the process being used for the elementary and intermediate/middle school projects.
5. Review Referendum Timeline and Next Steps. The timeline was reviewed. Referendum information meetings have been scheduled at on- and off-campus sites. The dates have been added to the website and will be publicized in the information brochures. Lori DeMotts from Market & Johnson will put together the informational materials for district mailings.
6. Review Key Messages/Talking Points. Key messages developed at the September 9 meeting were reviewed, and will be updated based on feedback given.

7. Adjournment. Motion by Rowe to adjourn at 8:54 p.m., seconded by Elvig. Elvig, yes; Rowe, yes; Hilger, absent; Poquette, yes; Drawbert, yes. Motion carried 4-0.

The next Regular Meeting of the Altoona Board of Education is scheduled for Monday, September 22, 2014 at 6:30 p.m. in the Board Room, 809 7th Street West, Altoona.

Joyce M. Orth CAP, Board Secretary

District Clerk

Date

The vision of the Altoona School District, in partnership with our students, their families, and our community, is to build a foundation for life-long learning and the emotional well-being of our students. We are dedicated to offering large school opportunities with a small school approach.

CHECK DATE	CHECK ACCOUNT			VENDOR	INVOICE	AMOUNT
	NUMBER	NUMBER			DESCRIPTION	
09/05/2014	130500	10 L 000 000	811680	OKLAHOMA DEPARTMENT OF HUMAN S	Payroll accrual	244.89
					Totals for 130500	244.89
09/05/2014	130501	10 L 000 000	811680	WI SCTF	Payroll accrual	46.98
	130501	27 L 000 000	811680	WI SCTF	Payroll accrual	7.02
					Totals for 130501	54.00
09/04/2014	130502	10 E 400 310	162210	BROWN, ANDREW	OFFICAL	60.00
					Totals for 130502	60.00
09/04/2014	130503	10 E 400 310	162210	GLASSBRENNER, MIKE	OFFICAL	60.00
					Totals for 130503	60.00
09/04/2014	130504	10 E 400 310	162210	JOAS, TEDDY	OFFICAL	60.00
					Totals for 130504	60.00
09/04/2014	130505	10 E 400 310	162210	KLATT, ZACHARY	SPORTS WORKER	13.00
					Totals for 130505	13.00
09/04/2014	130506	10 E 400 310	162210	LOGSLETT, TRAVIS	OFFICAL	60.00
					Totals for 130506	60.00
09/04/2014	130507	10 E 400 310	162210	MARQUARDT, DENNIS	OFFICAL	60.00
					Totals for 130507	60.00
09/04/2014	130508	10 E 400 310	162210	MEYER, CASEY	SPORTS WORKER	25.00
					Totals for 130508	25.00
09/04/2014	130509	10 E 400 310	162210	PAGE, STEVEN	OFFICAL	60.00
					Totals for 130509	60.00
09/04/2014	130510	10 E 400 310	162210	PEPLINSKI, MICHAEL	OFFICAL	60.00
					Totals for 130510	60.00
09/04/2014	130511	10 E 200 949	241000	AWSA (ASSOC WI SCH ADMIN)	AWSA Leading the Big Three 2014-15.	189.00
					Totals for 130511	189.00
09/04/2014	130512	10 E 800 293	291000	EDUCATORS BENEFIT CONSULTANTS	POST EMPLOYMENT BENEFITS - STRUCK, KNUDSON	750.00
					Totals for 130512	750.00
09/04/2014	130513	10 E 700 440	172000	IXL LEARNING	ixl.com - math learning program online - 1-5th grade license for 50 students -	450.00
					Totals for 130513	450.00
09/04/2014	130514	10 E 800 411	231100	JULAND DAIRY LLC	Ice Cream for the August 27th Back to School Ice Cream Social.	404.64
					Totals for 130514	404.64
09/04/2014	130515	10 E 800 353	258500	L & M MAIL SERVICE, INC.	MAIL SERVICE - AUG	1,879.08
	130515	10 E 800 353	258500	L & M MAIL SERVICE, INC.	DISTRICT OFFICE MOVE LETTER	142.70
					Totals for 130515	2,021.78

CHECK DATE	CHECK ACCOUNT						INVOICE	
	NUMBER	NUMBER			VENDOR	DESCRIPTION	AMOUNT	
09/04/2014	130516	27 E 700 411 158000			LAKESHORE CURRICULUM MATERIALS	instructional material	137.97	
						Totals for 130516	137.97	
09/04/2014	130517	10 E 800 542 255200			MARKET & JOHNSON	District Office remodel-BILLING 3	20,182.81	
						Totals for 130517	20,182.81	
09/04/2014	130518	10 E 400 417 120000			MINUTEMAN PRESS	Letterhead for high school	139.00	
						Totals for 130518	139.00	
09/04/2014	130519	10 E 400 411 162118			ONCOURT OFFCOURT INC.	Hit Zone Deluxe Plus/summer school	167.63	
	130519	10 E 200 411 162118			ONCOURT OFFCOURT INC.	Hit Zone Deluxe Plus/summer school	167.62	
						Totals for 130519	335.25	
09/04/2014	130520	10 E 400 411 120000			QUILL CORPORATION	high school office supplies	303.90	
	130520	10 E 400 411 120000			QUILL CORPORATION	ENVELOPES	121.56	
	130520	10 E 400 411 120000			QUILL CORPORATION	CREDIT - ENVLEOPES	-121.56	
						Totals for 130520	303.90	
09/04/2014	130521	10 E 100 411 254300			SHERWIN-WILLIAMS	PAINT AND SUPPLIES	197.19	
	130521	10 E 200 411 254300			SHERWIN-WILLIAMS	PAINT AND SUPPLIES	197.19	
	130521	10 E 400 411 254300			SHERWIN-WILLIAMS	PAINT AND SUPPLIES	197.19	
						Totals for 130521	591.57	
09/04/2014	130522	10 E 800 310 252000			SOFTWARE & SERVICE USER GROUP,	Skyward Software & Service User Group Conf registration fee - MARKO	145.00	
						Totals for 130522	145.00	
09/04/2014	130523	10 E 100 411 110101			TEACHER CREATED RESOURCES	Guided Reading Materials, classroom materials	120.73	
						Totals for 130523	120.73	
09/04/2014	130524	10 E 800 341 256710			TENDER CARE TRANSPORT, INC.	TRANSPORATION OF STUDENT FROM 2013-2014	693.00	
						Totals for 130524	693.00	
09/04/2014	130525	80 E 200 943 161339			WISCONSIN HIGH SCHOOL FORENSIC	Membership fee for middle school forensics	100.00	
						Totals for 130525	100.00	
09/08/2014	130526	50 E 800 310 257220			ANGER, JEFFREY	FS BONUS	50.00	
						Totals for 130526	50.00	
09/08/2014	130527	50 E 800 310 257220			AUTH, LORI	FS BONUS	130.00	
						Totals for 130527	130.00	
09/08/2014	130528	50 E 800 310 257220			BRANTNER, VICKIE	FS BONUS	200.00	
						Totals for 130528	200.00	
09/08/2014	130529	50 E 800 310 257220			ERICKSON, LORA	FS BONUS	200.00	
						Totals for 130529	200.00	
09/08/2014	130530	50 E 800 310 257220			JOHNSON, SUSAN	FS BONUS	200.00	

CHECK DATE	CHECK ACCOUNT			VENDOR	INVOICE DESCRIPTION	AMOUNT
	NUMBER	NUMBER	NUMBER			
					Totals for 130530	200.00
09/08/2014	130531	50 E 800 310 257220		KRAMSCHUSTER, RHONDA	FS BONUS	190.00
					Totals for 130531	190.00
09/08/2014	130532	50 E 800 310 257220		KUZELKA, DANIELE	FS BONUS	140.00
					Totals for 130532	140.00
09/08/2014	130533	50 E 800 310 257220		LINDBERG, LINDA	FS BONUS	80.00
					Totals for 130533	80.00
09/08/2014	130534	50 E 800 310 257220		REGENAUER, MINA	FS BONUS	200.00
					Totals for 130534	200.00
09/08/2014	130535	50 E 800 310 257220		REHBERG, JOANNE	FS BONUS	95.00
					Totals for 130535	95.00
09/08/2014	130536	50 E 800 310 257220		SCHUH, LINDA	FS BONUS	190.00
					Totals for 130536	190.00
09/08/2014	130537	50 E 800 310 257220		STROBUSH, SANDRA	FS BONUS	200.00
					Totals for 130537	200.00
09/10/2014	130538	10 E 800 355 263300		AT&T	TELEPHONE - SEPTEMBER	1,086.30
					Totals for 130538	1,086.30
09/10/2014	130539	10 E 800 310 221400		AVALON HOTEL & CONFERENCE CENT	PLC Boot Camp on 08/12/14	939.76
					Totals for 130539	939.76
09/10/2014	130540	10 E 800 310 263300		CENTURYLINK - BUSINESS SERVICE	Long Distance Telephone service	20.41
					Totals for 130540	20.41
09/10/2014	130541	10 E 400 411 132700		CEREBELLUM CORP	Business Law 5 pack	134.98
					Totals for 130541	134.98
09/10/2014	130542	10 E 100 411 110000		CULLIGAN WATER SERVICE	ELEMENTARY - WATER DELIVERY	8.60
	130542	10 E 200 411 120000		CULLIGAN WATER SERVICE	MS Water	27.50
					Totals for 130542	36.10
09/10/2014	130543	10 E 800 310 252105		DIVERSIFIED BENEFIT SERVICES I	HRA-Health Reimbursement Arrangement Administrative Services	817.98
					Totals for 130543	817.98
09/10/2014	130544	10 E 400 949 162308		GALE-ETTRICK-TREMPEALEAU HS	CC entry fee 9/11/14	75.00
					Totals for 130544	75.00
09/10/2014	130545	10 E 100 411 253300		HILLYARD, INC - EAU CLAIRE	PAINT CONTENDER, ZEMENTGRAU (CEMENT GREY)	40.55
	130545	10 E 200 411 253300		HILLYARD, INC - EAU CLAIRE	PAINT CONTENDER, ZEMENTGRAU (CEMENT GREY)	40.55
	130545	10 E 400 411 253300		HILLYARD, INC - EAU CLAIRE	PAINT CONTENDER, ZEMENTGRAU (CEMENT GREY)	40.56
	130545	10 E 100 411 253300		HILLYARD, INC - EAU CLAIRE	EXPLORER	73.21
	130545	10 E 200 411 253300		HILLYARD, INC - EAU CLAIRE	EXPLORER	73.21

CHECK DATE	CHECK ACCOUNT			VENDOR	INVOICE DESCRIPTION	AMOUNT
	NUMBER	NUMBER	NUMBER			
09/10/2014	130545	10 E 400 411 253300		HILLYARD, INC - EAU CLAIRE	EXPLORER	73.22
					Totals for 130545	341.30
09/10/2014	130546	10 E 100 320 254300		J.H. LARSON COMPANY	purchase bearing assembly for domestic water tank at elem kitchen	261.30
					Totals for 130546	261.30
09/10/2014	130547	10 E 800 320 254500		JOHN DEERE FINANCIAL	Maint. and repairs to John Deere Gator ACCOUNT 11113-13350	1,024.34
					Totals for 130547	1,024.34
09/10/2014	130548	10 E 800 436 120000		K12 MANAGEMENT	HS AND MS ONLINE COURSE INSTRUCTION	175.00
	130548	10 E 200 436 120000		K12 MANAGEMENT	HS & MS ONLINE COURSE INSTRUCTION ADD-ON LICENSE	350.00
	130548	10 E 400 436 120000		K12 MANAGEMENT	HS & MS ONLINE COURSE INSTRUCTION ADD-ON LICENSE	525.00
	130548	10 E 800 436 120000		K12 MANAGEMENT	HS ONLINE COURSE INSTRUCTION	175.00
	130548	10 E 800 436 120000		K12 MANAGEMENT	CR ONLINE COURSE INSTRUCTION	175.00
	130548	10 E 800 436 120000		K12 MANAGEMENT	HS & MS ONLINE COURSE INSTRUCTION AND TRAINING	37.50
					Totals for 130548	1,437.50
09/10/2014	130549	10 E 100 411 110300		LAKESHORE LEARNING MATERIALS	Supplies (mailboxes and planner)	99.99
					Totals for 130549	99.99
09/10/2014	130550	10 E 400 949 162121		MARSHFIELD SENIOR HIGH SCHOOL	entry fee VB 9/6/14	125.00
					Totals for 130550	125.00
09/10/2014	130551	10 E 800 470 120000		THE MCGRAW-HILL COMPANIES	Geography Human & Physical World	3,682.80
					Totals for 130551	3,682.80
09/10/2014	130552	10 E 800 941 223100		MIDDLE BORDER CONFERENCE	HS boys tennis conference fees	225.00
					Totals for 130552	225.00
09/10/2014	130553	10 E 200 320 254300		NATIONAL ELEVATOR SERVICES INC	State inspection of Elevator lifts	277.30
	130553	10 E 400 320 254300		NATIONAL ELEVATOR SERVICES INC	State inspection of Elevator lifts	89.00
					Totals for 130553	366.30
09/10/2014	130554	10 E 800 435 120000		NORTHWEST EVALUATION ASSOCIATI	Renew NWEA MAP licenses for grades 1-8	12,887.50
					Totals for 130554	12,887.50
09/10/2014	130555	10 E 800 411 221400		BARBER, VERN	STAFF PICTURE/CD	100.00
					Totals for 130555	100.00
09/11/2014	130556	10 E 100 310 110000		EDUCATIONAL AND COMMUNITY SUPP	SWIS ANNUAL LICENSE	300.00
					Totals for 130556	300.00

CHECK DATE	CHECK ACCOUNT			VENDOR	INVOICE DESCRIPTION	AMOUNT
	NUMBER	NUMBER	NUMBER			
09/11/2014	130557	10 E 800 320 254200		OIUM ASPHALT PAVING INC.	Paving of Dist. Office Parking area. 25' x 70'. Totals for 130557	4,988.00 4,988.00
09/11/2014	130558	10 E 800 320 254200		PEACHTREE BUSINESS PRODUCTS	parking ticket books. Totals for 130558	183.50 183.50
09/11/2014	130559	27 E 700 411 218100		PEARSON CLINICAL ASSESSMENT	Occupational Therapy Standardized Assessments Totals for 130559	1,959.83 1,959.83
09/11/2014	130560	10 E 800 435 221910		POS SYSTEMS GROUP INC	POS System School Store Software Totals for 130560	898.00 898.00
09/11/2014	130561	27 E 700 411 158000		QUILL CORPORATION	Special Education Supplies	145.59
	130561	27 E 700 411 158000		QUILL CORPORATION	Special Education Supplies	72.77
	130561	10 E 100 417 110000		QUILL CORPORATION	COPY PAPER	786.60
					Totals for 130561	1,004.96
09/11/2014	130562	10 E 400 949 162308		SCHOOL DISTRICT OF LOYAL	entry fee 9/2/14 Totals for 130562	100.00 100.00
09/11/2014	130563	10 E 200 434 122000		SCHOLASTIC INC	Scholastic Scope and Scholastic Action magazines to be used for intervention time	230.87
	130563	10 A 000 000 715630		SCHOLASTIC INC	Scholastic News	250.00
	130563	10 E 100 411 110300		SCHOLASTIC INC	Scholastic News	115.75
					Totals for 130563	596.62
09/11/2014	130564	10 E 800 310 162101		SCHRANK, BENJAMIN	Second installment of show choir choreography fee Totals for 130564	2,000.00 2,000.00
09/11/2014	130565	10 E 100 411 254300		SHERWIN-WILLIAMS	PAINT AND SUPPLIES	299.21
	130565	10 E 200 411 254300		SHERWIN-WILLIAMS	PAINT AND SUPPLIES	299.21
	130565	10 E 400 411 254300		SHERWIN-WILLIAMS	PAINT AND SUPPLIES	299.22
	130565	10 E 100 411 254300		SHERWIN-WILLIAMS	PAINT AND SUPPLIES	29.05
	130565	10 E 200 411 254300		SHERWIN-WILLIAMS	PAINT AND SUPPLIES	29.05
	130565	10 E 400 411 254300		SHERWIN-WILLIAMS	PAINT AND SUPPLIES	29.06
					Totals for 130565	984.80
09/11/2014	130566	27 E 700 342 221300		SOFTWARE & SERVICE USER GROUP,	Conference for Skyward - KOTTKE Totals for 130566	145.00 145.00
09/11/2014	130567	10 E 100 320 254300		SOUND SERVICE COMPANY	Repairs to High School sound system. /Reprogram M.S. And Elem. sound systems	72.71
	130567	10 E 200 320 254300		SOUND SERVICE COMPANY	Repairs to High School sound system. /Reprogram M.S. And Elem. sound systems	72.71
	130567	10 E 400 320 254300		SOUND SERVICE COMPANY	Repairs to High School sound system. /Reprogram M.S. And Elem. sound systems	860.58

CHECK DATE	CHECK ACCOUNT			VENDOR	INVOICE	AMOUNT
	NUMBER	NUMBER			DESCRIPTION	
					Totals for 130567	1,006.00
09/11/2014	130568	10 E 800 310 221400		STANLEY-BOYD AREA SCHOOLS	PLC Boot Camp - 16 STAFF	2,212.80
					Totals for 130568	2,212.80
09/11/2014	130569	10 E 800 420 223100		TEAM SPORTING GOODS	Football pads and Helmets	2,256.00
					Totals for 130569	2,256.00
09/11/2014	130570	10 E 800 730 270000		UNEMPLOYMENT INSURANCE	Unemployment Insurance	-1,525.15
	130570	10 E 800 730 270000		UNEMPLOYMENT INSURANCE	Unemployment Insurance	1,525.15
					Totals for 130570	0.00
09/11/2014	130571	10 E 200 411 126000		WARD'S NATURAL SCIENCE EST.INC	General Classroom Supplies	52.79
	130571	10 E 200 411 126000		WARD'S NATURAL SCIENCE EST.INC	General Classroom Supplies	845.21
					Totals for 130571	898.00
09/11/2014	130572	10 E 200 310 164311		WASC	WASC Membership 2014-15 for Altoona Middle School Council	100.00
					Totals for 130572	100.00
09/11/2014	130573	10 E 100 411 125100		WEST MUSIC COMPANY	John Feierabend supplies: word wall and conversational solfege	69.95
	130573	10 E 100 411 125100		WEST MUSIC COMPANY	John Feierabend supplies: word wall and conversational solfege	111.95
					Totals for 130573	181.90
09/11/2014	130574	10 E 800 310 231100		WI DEPARTMENT OF JUSTICE	Background Checks	56.00
					Totals for 130574	56.00
09/11/2014	130575	27 E 700 411 218100		WPS	Occupational Therapy Standardized Assessments	503.25
					Totals for 130575	503.25
09/11/2014	130576	10 E 800 730 270000		UNEMPLOYMENT INSURANCE	Unemployment Insurance	1,525.15
					Totals for 130576	1,525.15
09/05/2014	141500078	10 L 000 000 811670		ING LIFE INS & ANNUITY CO	Payroll accrual	160.00
	141500078	10 L 000 000 811670		ING LIFE INS & ANNUITY CO	Payroll accrual	705.00
	141500078	27 L 000 000 811670		ING LIFE INS & ANNUITY CO	Payroll accrual	55.00
					Totals for 141500078	920.00
09/04/2014	141500079	10 E 400 310 162210		ATKINSON, TAYLOR	SPORTS WORKER	30.00
					Totals for 141500079	30.00
09/04/2014	141500080	10 E 400 310 162210		BLACK, ROBERT	OFFICAL	60.00
					Totals for 141500080	60.00
09/04/2014	141500081	10 E 400 310 162210		BOWE, MATTHEW	OFFICAL	60.00
					Totals for 141500081	60.00
09/04/2014	141500082	10 E 400 310 162210		COENEN, BENJAMIN	SPORTS WORKER	40.00
					Totals for 141500082	40.00
09/04/2014	141500083	10 E 400 310 162210		DISALLE, ELJAH	SPORTS WORKER	25.00

CHECK DATE	CHECK ACCOUNT		VENDOR	INVOICE	
	NUMBER	NUMBER		DESCRIPTION	AMOUNT
				Totals for 141500083	25.00
09/04/2014	141500084	10 E 400 310 162210	HARDY, JEFFREY	SPORTS WORKER	30.00
				Totals for 141500084	30.00
09/04/2014	141500085	10 E 400 310 162210	HENRICHS, PAUL	OFFICAL	60.00
				Totals for 141500085	60.00
09/04/2014	141500086	10 E 400 310 162210	HOLTZ, DANIEL	OFFICAL	60.00
				Totals for 141500086	60.00
09/04/2014	141500087	10 E 400 310 162210	MARKOW, DAVID	OFFICAL	60.00
				Totals for 141500087	60.00
09/04/2014	141500088	10 E 400 310 162210	NELSON, PAUL	OFFICAL	60.00
				Totals for 141500088	60.00
09/04/2014	141500089	10 E 400 310 162210	PEARSON, KENNETH	OFFICAL	60.00
				Totals for 141500089	60.00
09/04/2014	141500090	10 E 400 310 162210	RASMUSSEN, ROBERT	OFFICAL	60.00
				Totals for 141500090	60.00
09/04/2014	141500091	10 E 400 310 162210	TRAVIS, ETHYN	SPORTS WORKER	25.00
				Totals for 141500091	25.00
09/04/2014	141500092	10 E 400 310 162210	WATERHOUSE, GLEN	OFFICAL	60.00
				Totals for 141500092	60.00
09/04/2014	141500093	10 E 200 411 120000	CHIPPEWA VALLEY SPORTING GOODS	playground equipment for AIS & AMS	241.00
	141500093	10 E 150 411 110000	CHIPPEWA VALLEY SPORTING GOODS	playground equipment for AIS & AMS	241.00
				Totals for 141500093	482.00
09/04/2014	141500094	10 E 800 342 221400	LAUX, MONICA	Mileage for PBIS conference - Aug. 19 & 20, Wisconsin Dells, WI	153.44
				Totals for 141500094	153.44
09/04/2014	141500095	10 E 800 354 231100	LEADER PRINTING	Rails Review Back to School Issue	595.25
				Totals for 141500095	595.25
09/04/2014	141500096	10 E 400 411 120000	MIELKE, JAY	FMP mentor training breakfast - SUPPLIES	38.62
				Totals for 141500096	38.62
09/04/2014	141500097	10 E 200 320 254410	MORGAN MUSIC COMPANY	A trombone repair that Don Crane had at Morgan Music	125.00
				Totals for 141500097	125.00
09/04/2014	141500098	10 E 800 342 221400	NAVARRA, BECKY	PBIS Conference in Wisconsin Dells, Wisconsin. MILEAGE	144.48
				Totals for 141500098	144.48

CHECK DATE	CHECK ACCOUNT			VENDOR	INVOICE	
	NUMBER	NUMBER			DESCRIPTION	AMOUNT
09/04/2014	141500099	10 E 100 411 110101	REALLY GOOD STUFF, INC.	Guided reading and math materials	65.39	
	141500099	10 E 150 411 110000	REALLY GOOD STUFF, INC.	Classroom Supplies	67.90	
				Totals for 141500099	133.29	
09/04/2014	141500100	10 E 800 411 221910	RMM SOLUTIONS	Programming for ASP applications Auction site and Subfinder	840.00	
				Totals for 141500100	840.00	
09/04/2014	141500101	10 E 400 411 124000	STAPLES	Supplies	633.10	
	141500101	10 E 400 411 120000	STAPLES	high school supplies	20.00	
	141500101	10 E 400 411 120000	STAPLES	high school supplies	20.00	
	141500101	10 E 400 411 120000	STAPLES	high school supplies	296.38	
	141500101	10 E 400 411 124000	STAPLES	Supplies	19.60	
	141500101	10 E 400 411 120000	STAPLES	high school supplies	2.97	
				Totals for 141500101	992.05	
09/05/2014	141500102	10 L 000 000 811634	MINNESOTA LIFE INSURANCE CO	Payroll accrual	436.48	
	141500102	27 L 000 000 811634	MINNESOTA LIFE INSURANCE CO	Payroll accrual	93.37	
	141500102	50 L 000 000 811634	MINNESOTA LIFE INSURANCE CO	Payroll accrual	15.07	
	141500102	10 L 000 000 811634	MINNESOTA LIFE INSURANCE CO	Payroll accrual	167.84	
	141500102	27 L 000 000 811634	MINNESOTA LIFE INSURANCE CO	Payroll accrual	34.62	
	141500102	50 L 000 000 811634	MINNESOTA LIFE INSURANCE CO	Payroll accrual	2.14	
	141500102	10 L 000 000 811634	MINNESOTA LIFE INSURANCE CO	Payroll accrual	136.52	
	141500102	27 L 000 000 811634	MINNESOTA LIFE INSURANCE CO	Payroll accrual	3.82	
	141500102	10 L 000 000 811634	MINNESOTA LIFE INSURANCE CO	Payroll accrual	41.31	
	141500102	27 L 000 000 811634	MINNESOTA LIFE INSURANCE CO	Payroll accrual	2.30	
	141500102	10 E 100 230 110000	MINNESOTA LIFE INSURANCE CO	OCT 2014 BILLING IN SEPT	-14.30	
	141500102	10 E 200 230 120000	MINNESOTA LIFE INSURANCE CO	OCT 2014 BILLING IN SEPT	-14.30	
	141500102	10 E 400 230 120000	MINNESOTA LIFE INSURANCE CO	OCT 2014 BILLING IN SEPT	-14.74	
				Totals for 141500102	890.13	
09/10/2014	141500103	10 E 100 320 254300	BRAUN CORPORATION LLC	12 MONTH BILLING OF 12	99.82	
	141500103	10 E 400 320 254300	BRAUN CORPORATION LLC	12 MONTH BILLING OF 12	78.96	
	141500103	10 E 100 320 254300	BRAUN CORPORATION LLC	DOORS CLOSE NOISY - BATTERIES	228.00	
	141500103	10 E 400 320 254300	BRAUN CORPORATION LLC	DOORS CLOSE NOISY - BATTERIES	228.00	
	141500103	10 E 100 320 254300	BRAUN CORPORATION LLC	HS ELEVATOR MONTHLY FULL SERVICE CONTRACT 09/01/2014-08/31/2015	958.83	
	141500103	10 E 400 320 254300	BRAUN CORPORATION LLC	HS ELEVATOR MONTHLY FULL SERVICE CONTRACT 09/01/2014-08/31/2015	758.47	
				Totals for 141500103	2,352.08	
09/10/2014	141500104	10 E 800 542 255200	CERTIFIED INC	Drained expansion tank and refilled system also replaced relief valve.	713.80	
	141500104	10 E 800 542 255200	CERTIFIED INC	Repaired recirculating water line in high school.	252.94	
	141500104	10 E 800 542 255200	CERTIFIED INC	installed sink and dishwasher in Dist. Office.	944.94	
				Totals for 141500104	1,911.68	
09/10/2014	141500105	10 E 200 310 221400	CESA #10	CREATING MATH & SCIENCE SLO'S/CRAY SUMMER INSTITUTE	300.00	

CHECK DATE	CHECK ACCOUNT			VENDOR	INVOICE DESCRIPTION	AMOUNT
	NUMBER	NUMBER	NUMBER			
09/10/2014	141500105	10 E 400 310	221400	CESA #10	CREATING MATH & SCIENCE SLO'S/CRAY SUMMER INSTITUTE Totals for 141500105	400.00 700.00
09/10/2014	141500106	10 E 800 571	223100	CESSPOOL CLEANER COMPANY INC.	Port-A-Potties for the football games Totals for 141500106	431.00 431.00
09/10/2014	141500107	10 E 400 341	256740	COUNTRY COACHES	FOOTBALL TO COLBY 08/22 Totals for 141500107	650.00 650.00
09/10/2014	141500108	10 E 150 411	110000	DEMCO, INC .	Classroom supplies Totals for 141500108	90.81 90.81
09/10/2014	141500109	10 E 400 517	162118	EAU CLAIRE AREA SCHOOL DIST	Tennis court rental fee for 8/22/14 and 8/28/14 Totals for 141500109	72.00 72.00
09/10/2014	141500110	10 E 100 411	254300	FIRST SUPPLY LLC	SUPPLIES	27.72
	141500110	10 E 200 411	254300	FIRST SUPPLY LLC	SUPPLIES	27.72
	141500110	10 E 400 411	254300	FIRST SUPPLY LLC	SUPPLIES	27.73
					Totals for 141500110	83.17
09/10/2014	141500111	10 E 200 411	126000	FLINN SCIENTIFIC INC.	Classroom supplies Totals for 141500111	957.31 957.31
09/10/2014	141500113	10 E 100 320	254300	G & K SERVICES, INC.	Blanket P.O.	18.75
	141500113	10 E 200 320	254300	G & K SERVICES, INC.	Blanket P.O.	18.75
	141500113	10 E 400 320	254300	G & K SERVICES, INC.	Blanket P.O.	18.74
	141500113	10 E 100 320	254300	G & K SERVICES, INC.	Blanket P.O.	9.62
	141500113	10 E 200 320	254300	G & K SERVICES, INC.	Blanket P.O.	9.62
	141500113	10 E 400 320	254300	G & K SERVICES, INC.	Blanket P.O.	9.61
	141500113	10 E 100 320	254300	G & K SERVICES, INC.	Blanket P.O.	18.48
	141500113	10 E 200 320	254300	G & K SERVICES, INC.	Blanket P.O.	18.48
	141500113	10 E 400 320	254300	G & K SERVICES, INC.	Blanket P.O.	18.47
	141500113	10 E 100 320	254300	G & K SERVICES, INC.	Blanket P.O.	14.25
	141500113	10 E 200 320	254300	G & K SERVICES, INC.	Blanket P.O.	14.25
	141500113	10 E 400 320	254300	G & K SERVICES, INC.	Blanket P.O.	14.25
	141500113	10 E 100 320	254300	G & K SERVICES, INC.	Blanket P.O.	9.62
	141500113	10 E 200 320	254300	G & K SERVICES, INC.	Blanket P.O.	9.62
	141500113	10 E 400 320	254300	G & K SERVICES, INC.	Blanket P.O. Totals for 141500113	9.61 212.12
09/10/2014	141500114	10 E 400 320	254410	MORGAN MUSIC COMPANY	Baritone Instrument Repair	125.00
	141500114	10 E 400 320	254410	MORGAN MUSIC COMPANY	SUPPLIES Totals for 141500114	275.91 400.91
09/10/2014	141500115	10 E 400 320	254300	NET GUARD SECURITY SOLUTIONS	TESTED FIRE ALARMS	1,430.00
	141500115	10 E 400 320	254300	NET GUARD SECURITY SOLUTIONS	DUAL READER PANEL	515.01
	141500115	10 E 100 320	254300	NET GUARD SECURITY SOLUTIONS	TEST FIRE ALARMS	975.00
	141500115	10 E 200 320	254300	NET GUARD SECURITY SOLUTIONS	TESTED FIRE ALARMS Totals for 141500115	1,235.00 4,155.01
09/10/2014	141500117	10 E 400 411	126000	STAPLES	Classroom Supplies	89.80
	141500117	10 E 400 411	127000	STAPLES	Classroom supplies.	69.04
	141500117	10 E 400 411	122000	STAPLES	English department supplies	4.51

CHECK DATE	CHECK ACCOUNT				VENDOR	INVOICE DESCRIPTION	AMOUNT
	NUMBER	NUMBER					
09/10/2014	141500117	10 E 400 411 127000	STAPLES		Supplies	8.75	
	141500117	10 E 400 411 127000	STAPLES		Supplies	5.89	
	141500117	10 E 400 411 127000	STAPLES		Supplies	31.43	
	141500117	10 E 400 411 127000	STAPLES		Supplies	4.38	
	141500117	10 E 400 411 127000	STAPLES		Classroom supplies.	18.87	
	141500117	10 E 400 411 122000	STAPLES		English department supplies	37.50	
	141500117	10 E 400 411 122000	STAPLES		English department supplies	310.98	
	141500117	10 E 400 411 122000	STAPLES		English department supplies	483.41	
					Totals for 141500117	1,064.56	
09/11/2014	141500118	27 E 700 411 158100	CHIPPEWA VALLEY SPORTING GOODS		ADAPTIVE PE SUPPLIES	1,349.98	
					Totals for 141500118	1,349.98	
09/11/2014	141500119	10 E 150 411 121000	DEMCO, INC .		tape	186.02	
					Totals for 141500119	186.02	
09/11/2014	141500120	10 E 100 411 110300	REALLY GOOD STUFF, INC.		classroom supplies	208.12	
	141500120	10 E 150 411 110000	REALLY GOOD STUFF, INC.		classroom supplies	70.35	
	141500120	10 E 100 411 110200	REALLY GOOD STUFF, INC.		Supplies	56.92	
	141500120	10 E 150 411 110000	REALLY GOOD STUFF, INC.		classroom supplies	364.71	
	141500120	10 E 100 411 110100	REALLY GOOD STUFF, INC.		SUPPLIES	188.31	
					Totals for 141500120	888.41	
09/11/2014	141500121	10 E 150 411 110000	SCHOOL SPECIALTY INC.		lesson plan books	21.10	
					Totals for 141500121	21.10	
09/11/2014	141500123	10 E 200 411 132700	STAPLES		Classroom supplies	10.34	
	141500123	10 E 200 411 132700	STAPLES		Classroom supplies	58.56	
	141500123	10 E 200 411 132700	STAPLES		Classroom supplies	155.43	
	141500123	10 E 400 411 126000	STAPLES		classroom supplies	186.12	
	141500123	10 E 200 411 132700	STAPLES		Classroom supplies	119.99	
	141500123	10 E 400 411 126000	STAPLES		classroom supplies	92.60	
	141500123	10 E 100 411 110000	STAPLES		DRY ERASE MARKERS	200.00	
	141500123	10 E 200 411 132700	STAPLES		Classroom supplies	59.52	
	141500123	10 E 400 411 126000	STAPLES		classroom supplies	12.36	
	141500123	10 E 200 411 132700	STAPLES		Classroom supplies	195.59	
					Totals for 141500123	1,090.51	
09/11/2014	141500124	10 E 100 411 254300	VALLEY BUILDERS & HARDWARE CO		KEYS	9.07	
	141500124	10 E 200 411 254300	VALLEY BUILDERS & HARDWARE CO		KEYS	9.07	
	141500124	10 E 400 411 254300	VALLEY BUILDERS & HARDWARE CO		KEYS	9.06	
					Totals for 141500124	27.20	
09/11/2014	141500125	10 E 200 411 120000	WEINMEISTER, LORI		Classroom chairs for Lori Weinmeister (8) and Denise Madison (4) from Building Hope.	47.76	
					Totals for 141500125	47.76	
09/05/2014	201400072	10 L 000 000 811671	GREAT-WEST RETIREMENT SERVICES		Payroll accrual	1,680.50	
	201400072	27 L 000 000 811671	GREAT-WEST RETIREMENT SERVICES		Payroll accrual	500.00	
					Totals for 201400072	2,180.50	
09/05/2014	201400073	10 L 000 000 811611	WELLS FARGO BANK		Payroll accrual	18,809.42	
	201400073	27 L 000 000 811611	WELLS FARGO BANK		Payroll accrual	3,860.62	
	201400073	50 L 000 000 811611	WELLS FARGO BANK		Payroll accrual	48.45	

CHECK		CHECK ACCOUNT				INVOICE		
DATE	NUMBER	NUMBER		VENDOR	DESCRIPTION	AMOUNT		
09/05/2014	201400073	80 L 000 000	811611	WELLS FARGO BANK	Payroll accrual	15.68		
	201400073	10 L 000 000	811611	WELLS FARGO BANK	Payroll accrual	4,399.02		
	201400073	27 L 000 000	811611	WELLS FARGO BANK	Payroll accrual	902.88		
	201400073	50 L 000 000	811611	WELLS FARGO BANK	Payroll accrual	11.34		
	201400073	80 L 000 000	811611	WELLS FARGO BANK	Payroll accrual	3.67		
	201400073	10 L 000 000	811612	WELLS FARGO BANK	Payroll accrual	468.78		
	201400073	50 L 000 000	811612	WELLS FARGO BANK	Payroll accrual	25.00		
	201400073	80 L 000 000	811612	WELLS FARGO BANK	Payroll accrual	7.50		
	201400073	10 L 000 000	811612	WELLS FARGO BANK	Payroll accrual	28,605.03		
	201400073	27 L 000 000	811612	WELLS FARGO BANK	Payroll accrual	5,526.13		
	201400073	50 L 000 000	811612	WELLS FARGO BANK	Payroll accrual	14.23		
	201400073	80 L 000 000	811612	WELLS FARGO BANK	Payroll accrual	11.01		
					Totals for 201400073	62,708.76		
09/05/2014	201400074	10 L 000 000	811611	WELLS FARGO BANK	Payroll accrual	4,399.02		
	201400074	27 L 000 000	811611	WELLS FARGO BANK	Payroll accrual	902.88		
	201400074	50 L 000 000	811611	WELLS FARGO BANK	Payroll accrual	11.34		
	201400074	80 L 000 000	811611	WELLS FARGO BANK	Payroll accrual	3.67		
	201400074	10 L 000 000	811611	WELLS FARGO BANK	Payroll accrual	18,809.42		
	201400074	27 L 000 000	811611	WELLS FARGO BANK	Payroll accrual	3,860.62		
	201400074	50 L 000 000	811611	WELLS FARGO BANK	Payroll accrual	48.45		
	201400074	80 L 000 000	811611	WELLS FARGO BANK	Payroll accrual	15.68		
					Totals for 201400074	28,051.08		
09/05/2014	201400075	10 L 000 000	811613	WISCONSIN DEPT OF REVENUE	Payroll accrual	27.50		
	201400075	80 L 000 000	811613	WISCONSIN DEPT OF REVENUE	Payroll accrual	7.50		
	201400075	10 L 000 000	811613	WISCONSIN DEPT OF REVENUE	Payroll accrual	13,851.07		
	201400075	27 L 000 000	811613	WISCONSIN DEPT OF REVENUE	Payroll accrual	2,777.83		
	201400075	50 L 000 000	811613	WISCONSIN DEPT OF REVENUE	Payroll accrual	6.66		
	201400075	80 L 000 000	811613	WISCONSIN DEPT OF REVENUE	Payroll accrual	1.58		
					Totals for 201400075	16,672.14		
09/05/2014	201400076	10 L 000 000	811621	WISCONSIN RETIREMENT SYSTEM	Payroll accrual	17,445.79		
	201400076	27 L 000 000	811621	WISCONSIN RETIREMENT SYSTEM	Payroll accrual	3,139.23		
	201400076	10 L 000 000	811622	WISCONSIN RETIREMENT SYSTEM	Payroll accrual	3,487.12		
	201400076	27 L 000 000	811622	WISCONSIN RETIREMENT SYSTEM	Payroll accrual	994.51		
	201400076	50 L 000 000	811622	WISCONSIN RETIREMENT SYSTEM	Payroll accrual	54.70		
	201400076	80 L 000 000	811622	WISCONSIN RETIREMENT SYSTEM	Payroll accrual	18.86		
	201400076	10 L 000 000	811621	WISCONSIN RETIREMENT SYSTEM	Payroll accrual	17,445.79		
	201400076	27 L 000 000	811621	WISCONSIN RETIREMENT SYSTEM	Payroll accrual	3,139.23		
	201400076	10 L 000 000	811622	WISCONSIN RETIREMENT SYSTEM	Payroll accrual	3,487.12		
	201400076	27 L 000 000	811622	WISCONSIN RETIREMENT SYSTEM	Payroll accrual	994.51		
	201400076	50 L 000 000	811622	WISCONSIN RETIREMENT SYSTEM	Payroll accrual	54.70		
	201400076	80 L 000 000	811622	WISCONSIN RETIREMENT SYSTEM	Payroll accrual	18.86		
					Totals for 201400076	50,280.42		
09/05/2014	201400077	10 L 000 000	811691	WEA TRUST ADVANTAGE	Payroll accrual	1,608.35		
	201400077	27 L 000 000	811691	WEA TRUST ADVANTAGE	Payroll accrual	291.67		
	201400077	10 L 000 000	811691	WEA TRUST ADVANTAGE	Payroll accrual	5,316.25		
	201400077	27 L 000 000	811691	WEA TRUST ADVANTAGE	Payroll accrual	500.00		
	201400077	80 L 000 000	811691	WEA TRUST ADVANTAGE	Payroll accrual	78.25		
	201400077	10 L 000 000	811691	WEA TRUST ADVANTAGE	Payroll accrual	2,012.50		
	201400077	10 L 000 000	811691	WEA TRUST ADVANTAGE	Payroll accrual	50.61		
	201400077	27 L 000 000	811691	WEA TRUST ADVANTAGE	Payroll accrual	62.61		
	201400077	10 L 000 000	811691	WEA TRUST ADVANTAGE	Payroll accrual	71.02		
	201400077	10 L 000 000	811691	WEA TRUST ADVANTAGE	Payroll accrual	233.00		

CHECK DATE	CHECK ACCOUNT			VENDOR	INVOICE	AMOUNT
	NUMBER	NUMBER			DESCRIPTION	
					Totals for 201400077	10,224.26
09/05/2014	201400078	10 A 000 000	711100	WELLS FARGO BANK/NET PR & DIRE	PR & DIRECT DEPOSIT/9-5-14	204,327.75
	201400078	27 A 000 000	711100	WELLS FARGO BANK/NET PR & DIRE	PR & DIRECT DEPOSIT/9-5-14	43,321.00
	201400078	50 A 000 000	711100	WELLS FARGO BANK/NET PR & DIRE	PR & DIRECT DEPOSIT/9-5-14	606.01
	201400078	80 A 000 000	711100	WELLS FARGO BANK/NET PR & DIRE	PR & DIRECT DEPOSIT/9-5-14	108.74
					Totals for 201400078	248,363.50
09/03/2014	201400090	10 L 000 000	811614	DIVERSIFIED BENEFIT SERVICES I	Flex plan charges/BENEFITS CARD	104.45
					Totals for 201400090	104.45
09/03/2014	201400091	10 E 100 249	110000	DIVERSIFIED BENEFIT SERVICES I	HRA PAYMENTS	132.95
	201400091	10 E 100 249	110100	DIVERSIFIED BENEFIT SERVICES I	HRA PAYMENTS	197.76
	201400091	10 E 100 249	110101	DIVERSIFIED BENEFIT SERVICES I	HRA PAYMENTS	289.14
	201400091	10 E 100 249	110200	DIVERSIFIED BENEFIT SERVICES I	HRA PAYMENTS	175.74
	201400091	10 E 100 249	110300	DIVERSIFIED BENEFIT SERVICES I	HRA PAYMENTS	207.05
	201400091	10 E 100 249	143000	DIVERSIFIED BENEFIT SERVICES I	HRA PAYMENTS	44.75
	201400091	10 E 100 249	213000	DIVERSIFIED BENEFIT SERVICES I	HRA PAYMENTS	67.00
	201400091	10 E 100 249	222200	DIVERSIFIED BENEFIT SERVICES I	HRA PAYMENTS	51.16
	201400091	10 E 100 249	241000	DIVERSIFIED BENEFIT SERVICES I	HRA PAYMENTS	244.10
	201400091	10 E 100 249	253300	DIVERSIFIED BENEFIT SERVICES I	HRA PAYMENTS	80.73
	201400091	10 E 100 249	110100	DIVERSIFIED BENEFIT SERVICES I	HRA PAYMENTS	58.67
	201400091	10 E 100 249	110101	DIVERSIFIED BENEFIT SERVICES I	HRA PAYMENTS	61.77
	201400091	10 E 100 249	110200	DIVERSIFIED BENEFIT SERVICES I	HRA PAYMENTS	98.67
	201400091	10 E 100 249	110300	DIVERSIFIED BENEFIT SERVICES I	HRA PAYMENTS	49.33
	201400091	10 E 200 249	120000	DIVERSIFIED BENEFIT SERVICES I	HRA PAYMENTS	23.30
	201400091	10 E 200 249	120600	DIVERSIFIED BENEFIT SERVICES I	HRA PAYMENTS	112.71
	201400091	10 E 200 249	121000	DIVERSIFIED BENEFIT SERVICES I	HRA PAYMENTS	7.17
	201400091	10 E 200 249	122000	DIVERSIFIED BENEFIT SERVICES I	HRA PAYMENTS	167.54
	201400091	10 E 200 249	123000	DIVERSIFIED BENEFIT SERVICES I	HRA PAYMENTS	15.32
	201400091	10 E 200 249	124000	DIVERSIFIED BENEFIT SERVICES I	HRA PAYMENTS	66.07
	201400091	10 E 200 249	125400	DIVERSIFIED BENEFIT SERVICES I	HRA PAYMENTS	3.29
	201400091	10 E 200 249	125500	DIVERSIFIED BENEFIT SERVICES I	HRA PAYMENTS	29.42
	201400091	10 E 200 249	125510	DIVERSIFIED BENEFIT SERVICES I	HRA PAYMENTS	59.04
	201400091	10 E 200 249	126000	DIVERSIFIED BENEFIT SERVICES I	HRA PAYMENTS	76.83
	201400091	10 E 200 249	127000	DIVERSIFIED BENEFIT SERVICES I	HRA PAYMENTS	106.04
	201400091	10 E 200 249	132700	DIVERSIFIED BENEFIT SERVICES I	HRA PAYMENTS	33.26
	201400091	10 E 200 249	136320	DIVERSIFIED BENEFIT SERVICES I	HRA PAYMENTS	7.63
	201400091	10 E 200 249	141000	DIVERSIFIED BENEFIT SERVICES I	HRA PAYMENTS	7.35
	201400091	10 E 200 249	143000	DIVERSIFIED BENEFIT SERVICES I	HRA PAYMENTS	60.82
	201400091	10 E 200 249	213000	DIVERSIFIED BENEFIT SERVICES I	HRA PAYMENTS	117.73
	201400091	10 E 200 249	222200	DIVERSIFIED BENEFIT SERVICES I	HRA PAYMENTS	98.24
	201400091	10 E 200 249	241000	DIVERSIFIED BENEFIT SERVICES I	HRA PAYMENTS	153.25
	201400091	10 E 200 249	241100	DIVERSIFIED BENEFIT SERVICES I	HRA PAYMENTS	1.25
	201400091	10 E 200 249	253300	DIVERSIFIED BENEFIT SERVICES I	HRA PAYMENTS	109.13
	201400091	10 E 200 249	254300	DIVERSIFIED BENEFIT SERVICES I	HRA PAYMENTS	53.15
	201400091	10 E 400 249	121000	DIVERSIFIED BENEFIT SERVICES I	HRA PAYMENTS	36.52
	201400091	10 E 400 249	122000	DIVERSIFIED BENEFIT SERVICES I	HRA PAYMENTS	235.44
	201400091	10 E 400 249	123000	DIVERSIFIED BENEFIT SERVICES I	HRA PAYMENTS	102.53
	201400091	10 E 400 249	124000	DIVERSIFIED BENEFIT SERVICES I	HRA PAYMENTS	136.35
	201400091	10 E 400 249	125400	DIVERSIFIED BENEFIT SERVICES I	HRA PAYMENTS	3.29
	201400091	10 E 400 249	125500	DIVERSIFIED BENEFIT SERVICES I	HRA PAYMENTS	29.42
	201400091	10 E 400 249	126000	DIVERSIFIED BENEFIT SERVICES I	HRA PAYMENTS	196.99
	201400091	10 E 400 249	127000	DIVERSIFIED BENEFIT SERVICES I	HRA PAYMENTS	190.95
	201400091	10 E 400 249	141000	DIVERSIFIED BENEFIT SERVICES I	HRA PAYMENTS	11.16

CHECK DATE	CHECK ACCOUNT			VENDOR	INVOICE		AMOUNT
	NUMBER	NUMBER			DESCRIPTION		
09/03/2014	201400091	10 E 400 249 143000		DIVERSIFIED BENEFIT SERVICES I	HRA PAYMENTS		61.42
	201400091	10 E 400 249 213000		DIVERSIFIED BENEFIT SERVICES I	HRA PAYMENTS		82.80
	201400091	10 E 400 249 222200		DIVERSIFIED BENEFIT SERVICES I	HRA PAYMENTS		98.10
	201400091	10 E 400 249 241000		DIVERSIFIED BENEFIT SERVICES I	HRA PAYMENTS		144.10
	201400091	10 E 400 249 241100		DIVERSIFIED BENEFIT SERVICES I	HRA PAYMENTS		3.94
	201400091	10 E 400 249 253300		DIVERSIFIED BENEFIT SERVICES I	HRA PAYMENTS		101.03
	201400091	10 E 400 249 254300		DIVERSIFIED BENEFIT SERVICES I	HRA PAYMENTS		53.15
	201400091	10 E 400 249 132700		DIVERSIFIED BENEFIT SERVICES I	HRA PAYMENTS		96.14
	201400091	10 E 400 249 136320		DIVERSIFIED BENEFIT SERVICES I	HRA PAYMENTS		51.12
	201400091	10 E 700 249 172000		DIVERSIFIED BENEFIT SERVICES I	HRA PAYMENTS		75.15
	201400091	10 E 800 249 211100		DIVERSIFIED BENEFIT SERVICES I	HRA PAYMENTS		32.66
	201400091	10 E 800 249 214400		DIVERSIFIED BENEFIT SERVICES I	HRA PAYMENTS		38.98
	201400091	10 E 800 249 221910		DIVERSIFIED BENEFIT SERVICES I	HRA PAYMENTS		102.43
	201400091	10 E 800 249 223100		DIVERSIFIED BENEFIT SERVICES I	HRA PAYMENTS		31.32
	201400091	10 E 800 249 232100		DIVERSIFIED BENEFIT SERVICES I	HRA PAYMENTS		110.74
	201400091	10 E 800 249 252000		DIVERSIFIED BENEFIT SERVICES I	HRA PAYMENTS		88.16
	201400091	10 E 800 249 254200		DIVERSIFIED BENEFIT SERVICES I	HRA PAYMENTS		53.13
	201400091	10 E 800 249 254300		DIVERSIFIED BENEFIT SERVICES I	HRA PAYMENTS		55.00
	201400091	10 E 800 249 239000		DIVERSIFIED BENEFIT SERVICES I	HRA PAYMENTS		1.66
	201400091	27 E 700 249 152000		DIVERSIFIED BENEFIT SERVICES I	HRA PAYMENTS		75.15
	201400091	27 E 700 249 158100		DIVERSIFIED BENEFIT SERVICES I	HRA PAYMENTS		17.08
	201400091	27 E 700 249 158320		DIVERSIFIED BENEFIT SERVICES I	HRA PAYMENTS		58.79
	201400091	27 E 700 249 158330		DIVERSIFIED BENEFIT SERVICES I	HRA PAYMENTS		14.93
	201400091	27 E 700 249 158340		DIVERSIFIED BENEFIT SERVICES I	HRA PAYMENTS		11.51
	201400091	27 E 700 249 158510		DIVERSIFIED BENEFIT SERVICES I	HRA PAYMENTS		4.69
	201400091	27 E 700 249 158520		DIVERSIFIED BENEFIT SERVICES I	HRA PAYMENTS		58.81
	201400091	27 E 700 249 158530		DIVERSIFIED BENEFIT SERVICES I	HRA PAYMENTS		58.89
	201400091	27 E 700 249 158710		DIVERSIFIED BENEFIT SERVICES I	HRA PAYMENTS		75.47
	201400091	27 E 700 249 158730		DIVERSIFIED BENEFIT SERVICES I	HRA PAYMENTS		58.84
	201400091	27 E 700 249 158750		DIVERSIFIED BENEFIT SERVICES I	HRA PAYMENTS		58.89
	201400091	27 E 700 249 158760		DIVERSIFIED BENEFIT SERVICES I	HRA PAYMENTS		58.91
	201400091	27 E 700 249 159110		DIVERSIFIED BENEFIT SERVICES I	HRA PAYMENTS		693.30
	201400091	27 E 700 249 213000		DIVERSIFIED BENEFIT SERVICES I	HRA PAYMENTS		21.87
	201400091	27 E 700 249 214400		DIVERSIFIED BENEFIT SERVICES I	HRA PAYMENTS		15.92
	201400091	27 E 700 249 223300		DIVERSIFIED BENEFIT SERVICES I	HRA PAYMENTS		27.77
	201400091	27 E 700 249 223300		DIVERSIFIED BENEFIT SERVICES I	HRA PAYMENTS		41.03
	201400091	10 E 100 249 110300		DIVERSIFIED BENEFIT SERVICES I	HRA PAYMENTS		49.29
	201400091	10 E 150 249 110450		DIVERSIFIED BENEFIT SERVICES I	HRA PAYMENTS		570.66
	201400091	27 E 700 249 158310		DIVERSIFIED BENEFIT SERVICES I	HRA PAYMENTS		58.96
	201400091	10 E 100 249 110000		DIVERSIFIED BENEFIT SERVICES I	HRA PAYMENTS		130.12
	201400091	10 E 200 249 122000		DIVERSIFIED BENEFIT SERVICES I	HRA PAYMENTS		36.16
	201400091	10 E 100 249 122000		DIVERSIFIED BENEFIT SERVICES I	HRA PAYMENTS		36.35
				Totals for 201400091			7,524.43
09/09/2014	201400092	10 L 000 000 811614		DIVERSIFIED BENEFIT SERVICES I	Flex plan charges/BENEFITS CARD		50.00
				Totals for 201400092			50.00
09/09/2014	201400093	10 E 100 320 254490	E O JOHNSON COMPANY		Printer/copier lease		2,562.97
	201400093	10 E 200 320 254490	E O JOHNSON COMPANY		Printer/copier lease		1,762.14
	201400093	10 E 400 320 254490	E O JOHNSON COMPANY		Printer/copier lease		2,708.06
	201400093	10 E 800 320 254490	E O JOHNSON COMPANY		Printer/copier lease		227.87
	201400093	50 E 800 320 257220	E O JOHNSON COMPANY		Printer/copier lease		65.94
				Totals for 201400093			7,326.98
09/08/2014	201400094	10 E 100 310 254300	WM OF NORTHERN WISCONSIN, INC		Garbage pickup		681.53

CHECK DATE	CHECK ACCOUNT			INVOICE		AMOUNT
	NUMBER	NUMBER		VENDOR	DESCRIPTION	
09/08/2014	201400094	10 E 200 310 254300		WM OF NORTHERN WISCONSIN, INC	Garbage pickup	681.53
	201400094	10 E 400 310 254300		WM OF NORTHERN WISCONSIN, INC	Garbage pickup	681.53
					Totals for 201400094	2,044.59
					Totals for checks	532,984.91

FUND SUMMARY

<u>FUND</u>	<u>DESCRIPTION</u>	<u>BALANCE SHEET</u>	<u>REVENUE</u>	<u>EXPENSE</u>	<u>TOTAL</u>
10	GENERAL	348,878.53	0.00	104,181.30	453,059.83
27	SPECIAL EDUCATION FUND	70,969.85	0.00	5,725.20	76,695.05
50	FOOD SERVICE	898.09	0.00	1,940.94	2,839.03
80	COMMUNITY SERVICE	291.00	0.00	100.00	391.00
***	Fund Summary Totals ***	421,037.47	0.00	111,947.44	532,984.91

***** End of report *****

<u>CHECK</u>	<u>CHECK ACCOUNT</u>	<u>INVOICE</u>	
<u>DATE</u>	<u>NUMBER</u> <u>NUMBER</u>	<u>VENDOR</u> <u>DESCRIPTION</u>	<u>AMOUNT</u>
09/03/2014	8050 61 L 000 000 814000 000	COCA-COLA BOTTLING C Order for The Red Zone	324.72
		Totals for 8050	324.72
09/10/2014	8051 61 L 000 000 814212 000	EQUAL RIGHTS DIVISIO AUGUST work permit - OFFICE	97.50
		#7	
		Totals for 8051	97.50
		Totals for checks	422.22

FUND SUMMARY

<u>FUND</u>	<u>DESCRIPTION</u>	<u>BALANCE SHEET</u>	<u>REVENUE</u>	<u>EXPENSE</u>	<u>TOTAL</u>
61	EXTRA CURRICULAR FUND	422.22	0.00	0.00	422.22
***	Fund Summary Totals ***	422.22	0.00	0.00	422.22

***** End of report *****

Used By	Name	Tran Date	Tran ID	Card Number	Where Used	Purch Vendor	Imp Date	Post Date	Status	App	Amount	
		Line	Description	PO Number	Invoice Number	Invoice Dt	Amount					
JOHNSGRE000	JOHNSON GREGORY L		continued...									
			08/01/2014	359867290	XXXXXXXXXXXXXXXXXX	MENARDS EAU CLAIRE EAS, EAU CLA	09/08/2014		Invoiced	A	93.34	
		2	p-card purchases		8081500031	PCARD 08201400014	08/27/2014	93.34				
			10 transaction(s) for JOHNSGRE000. Total Amount ==>									719.30
KUCHTROB000	KUCHTA ROBERTA A		08/20/2014	361535637	XXXXXXXXXXXXXXXXXX	AMAZON MKTPLACE PMTS, AMZN.COM/	09/08/2014		Invoiced	A	650.59	
		2	10 Rasperry Pi, 1 Arduino, 2 MakeyMakey Kits,		4091500002	PCARD 08201400002	08/27/2014	650.59				
			08/20/2014	361535636	XXXXXXXXXXXXXXXXXX	AMAZON MKTPLACE PMTS, AMZN.COM/	09/08/2014		Invoiced	A	59.95	
		2	1 MakeyMakey Kit		4091500002	PCARD 08201400003	08/27/2014	59.95				
			08/01/2014	359867289	XXXXXXXXXXXXXXXXXX	MAKE MAGAZINE, 07078290515, CA,	09/08/2014		Invoiced	A	34.95	
		2	Year subscription plus back issues and iPad ac		4091500001	PCARD 08201400004	08/27/2014	34.95				
			3 transaction(s) for KUCHTROB000. Total Amount ==>									745.49
LYNUMCHA000	LYNUM CHARLENE M		08/05/2014	360114886	XXXXXXXXXXXXXXXXXX	QUILL CORPORATION, 08007898965,	09/08/2014		Invoiced	A	142.41	
		2	ORGANIZER FOR STAFF MAIL AND BOARD MEMBERS AT		0001500001	PCARD 08201400045	08/27/2014	142.41				
MARKGMIC000	MARKGREN MICHAEL P		08/05/2014	360114887	XXXXXXXXXXXXXXXXXX	TJMAXX #0678, EAU CLAIR, WI, 54	09/08/2014		Invoiced	A	-16.86	
		1	SUPPLIES FOR DO RETURNED			PCARD 08201400060	08/27/2014	-16.86				
MARKOKAT000	MARKO KATHY J		08/19/2014	361429241	XXXXXXXXXXXXXXXXXX	MENARDS EAU CLAIRE EAS, EAU CLA	09/08/2014		Invoiced	A	227.58	
		2	Paint and supplies for GT Room		8071500006	PCARD 08201400090	08/27/2014	227.58				
			08/14/2014	360979972	XXXXXXXXXXXXXXXXXX	SAMSCLUB #8185, EAU CLAIRE, WI,	09/08/2014		Invoiced	A	14.96	
		2	Jump Start to 3rd Grade- Vicki Howell		1191500001	PCARD 08201400091	08/27/2014	14.96				
			08/06/2014	360202700	XXXXXXXXXXXXXXXXXX	CAMILLE S SIDEWALK, CHIPPEWA FA	09/08/2014		Invoiced	A	96.37	
		2	AC meeting - lunch		0001500010	PCARD 08201400044	08/27/2014	96.37				
			3 transaction(s) for MARKOKAT000. Total Amount ==>									338.91
MCCUTDON000	MCCUTCHEON DONALD (ALAN)		08/11/2014	360649859	XXXXXXXXXXXXXXXXXX	WCASS 00 OF 00, 608-245	09/08/2014		Invoiced	A	350.00	
		2	Annual Membership Fee		7171500006	PCARD 08201400064	08/27/2014	350.00				
			08/04/2014	360025836	XXXXXXXXXXXXXXXXXX	ALTOONA FAMILY REST, ALTOONA, W	09/08/2014		Invoiced	A	13.07	
		2	Meeting expense - ALTOONA CHILDREN'S COUNCIL		7171500004	PCARD 08201400065	08/27/2014	13.07				
			2 transaction(s) for MCCUTDON000. Total Amount ==>									363.07
MITCHMIC000	MITCH MICHELLE L		08/08/2014	360521338	XXXXXXXXXXXXXXXXXX	HAMPTON INNS, MADISON, WI, 5370	09/08/2014		Invoiced	A	161.00	
		2	Hotel Rooms and parking		4031500002	PCARD 08201400081	08/27/2014	161.00				
			08/08/2014	360521337	XXXXXXXXXXXXXXXXXX	HAMPTON INNS, MADISON, WI, 5370	09/08/2014		Invoiced	A	149.00	
		2	Hotel Room = RM 915		4031500002	PCARD 08201400082	08/27/2014	149.00				

Used By	Name	Tran Date	Tran ID	Card Number	Where Used	Purch Vendor	Imp Date	Post Date	Status	App	Amount
	Line Description				PO Number	Invoice Number	Invoice Dt	Amount			
MITCHMIC000	MITCH MICHELLE L	continued...									
		08/07/2014	360325843	XXXXXXXXXXXXXXXXXX	CITY OF MADISON PARKIN, MADISON		09/08/2014		Invoiced	A	9.35
	2 PARKING				4031500002	PCARD 08201400083	08/27/2014	9.35			
		08/06/2014	360202704	XXXXXXXXXXXXXXXXXX	BRICKHOUSE BARBEQUE LL, MADISON		09/08/2014		Invoiced	A	41.55
	2 BRICKHOUSE RESTAURANT				4031500002	PCARD 08201400084	08/27/2014	41.55			
		08/06/2014	360202703	XXXXXXXXXXXXXXXXXX	CITY OF MADISON PARKIN, MADISON		09/08/2014		Invoiced	A	10.00
	2 PARKING				4031500002	PCARD 08201400085	08/27/2014	10.00			
		5 transaction(s) for MITCHMIC000. Total Amount ==>									370.90
ORTH JOY000	ORTH JOYCE MARIE	08/20/2014	361535639	XXXXXXXXXXXXXXXXXX	WASDA	00 OF 00, 608-242	09/08/2014		Invoiced	A	55.00
	2 WASSA Membership Dues Renewal				8321500002	PCARD 08201400039	08/27/2014	55.00			
		08/15/2014	361184764	XXXXXXXXXXXXXXXXXX	Amazon.com, AMZN.COM/BILL, WA,		09/08/2014		Invoiced	A	94.45
	2 Super Flex curriculum and supports				7211500001	PCARD 08201400075	08/27/2014	94.45			
		08/08/2014	360521336	XXXXXXXXXXXXXXXXXX	AMAZON MKTPLACE PMTS, AMZN.COM/		09/08/2014		Invoiced	A	23.89
	2 Super Flex curriculum and supports				7211500001	PCARD 08201400076	08/27/2014	23.89			
		08/08/2014	360521335	XXXXXXXXXXXXXXXXXX	AMAZON MKTPLACE PMTS, AMZN.COM/		09/08/2014		Invoiced	A	48.46
	2 Super Flex curriculum and supports				7211500001	PCARD 08201400077	08/27/2014	48.46			
		08/08/2014	360521334	XXXXXXXXXXXXXXXXXX	AMAZON MKTPLACE PMTS, AMZN.COM/		09/08/2014		Invoiced	A	41.80
	2 Super Flex curriculum and supports				7211500001	PCARD 08201400078	08/27/2014	41.80			
		08/08/2014	360521333	XXXXXXXXXXXXXXXXXX	AMAZON MKTPLACE PMTS, AMZN.COM/		09/08/2014		Invoiced	A	31.60
	2 Super Flex curriculum and supports				7211500001	PCARD 08201400079	08/27/2014	31.60			
		08/08/2014	360521332	XXXXXXXXXXXXXXXXXX	AMAZON MKTPLACE PMTS, AMZN.COM/		09/08/2014		Invoiced	A	155.23
	2 Super Flex curriculum and supports				7211500001	PCARD 08201400080	08/27/2014	155.23			
		08/08/2014	360521330	XXXXXXXXXXXXXXXXXX	DREAMSTIME.COM, 06157715611, TN		09/08/2014		Invoiced	A	34.99
	2 Dreamtime (graphic art) subscription				8321500002	PCARD 08201400040	08/27/2014	34.99			
		08/06/2014	360202699	XXXXXXXXXXXXXXXXXX	ULTIMATE OFFICE SOLUTI, FREEHOL		09/08/2014		Invoiced	A	263.41
	2 Supplies (Ultimate Office)				8321500002	PCARD 08201400041	08/27/2014	263.41			
		08/04/2014	360025834	XXXXXXXXXXXXXXXXXX	CROWNE PLAZA MADISON, MADISON,		09/08/2014		Invoiced	A	119.08
	2 Lodging Crowne Plaza (Poquette)				8311500005	PCARD 08201400042	08/27/2014	119.08			
		10 transaction(s) for ORTH JOY000. Total Amount ==>									867.91
SCHEPMAR000	SCHEPPKE MARK J	08/19/2014	361429240	XXXXXXXXXXXXXXXXXX	MENARDS EAU CLAIRE EAS, EAU CLA		09/08/2014		Invoiced	A	22.37
	2 PRIMER - WASHERS AND BOLTS				8101500008	PCARD 08201400019	08/27/2014	22.37			
		08/14/2014	360979970	XXXXXXXXXXXXXXXXXX	MENARDS EAU CLAIRE EAS, EAU CLA		09/08/2014		Invoiced	A	30.81
	2 BRACKETS, BOLTS, WASHERS				8101500008	PCARD 08201400020	08/27/2014	30.81			
		08/14/2014	360979969	XXXXXXXXXXXXXXXXXX	MENARDS EAU CLAIRE WES, EAU CLA		09/08/2014		Invoiced	A	67.16
	2 HAMMER DRILL, BOARDS				8101500008	PCARD 08201400021	08/27/2014	67.16			

Used By	Name	Tran Date	Tran ID	Card Number	Where Used	Purch Vendor	Imp Date	Post Date	Status	App	Amount
	Line	Description			PO Number	Invoice Number	Invoice Dt	Amount			
SCHEPMAR000	SCHEPPKE MARK J	continued...									
		08/12/2014	360759867	XXXXXXXXXXXXXXXXXX	AMAZON MKTPLACE	PMTS, AMZN.COM/		09/08/2014	Invoiced	A	171.96
	2	4 PENCIL DRAWERS			8101500008	PCARD 08201400022	08/27/2014	171.96			
		08/12/2014	360759866	XXXXXXXXXXXXXXXXXX	LENOVO GROUP,	08664284465, NC,		09/08/2014	Invoiced	A	2,577.98
	2	LenovoYoga213GMORTXI54200U8G2568MUS			8101500013	PCARD 08201400023	08/27/2014	2,099.98			
	3	3 year warranty			8101500013	PCARD 08201400023	08/27/2014	478.00			
		08/08/2014	360521329	XXXXXXXXXXXXXXXXXX	CBI*ACRONIS,	800-799-9570, IL,		09/08/2014	Invoiced	A	999.00
	2	ACRONIS BACKUP FOR WINDOWS SERVER			8101500008	PCARD 08201400024	08/27/2014	999.00			
		08/07/2014	360325840	XXXXXXXXXXXXXXXXXX	RAM TECHNOLOGIES,	EAU CLAIRE, W		09/08/2014	Invoiced	A	14.95
	2	DVD - 50PK			8101500008	PCARD 08201400025	08/27/2014	14.95			
		08/07/2014	360325839	XXXXXXXXXXXXXXXXXX	SPEED OF SOUND,	EAU CLAIRE, WI,		09/08/2014	Invoiced	A	290.00
	2	SPEAKERS, CABLE, MIXER			8101500008	PCARD 08201400026	08/27/2014	290.00			
		08/06/2014	360202698	XXXXXXXXXXXXXXXXXX	MENARDS EAU CLAIRE	EAS, EAU CLA		09/08/2014	Invoiced	A	144.10
	2	1/2 HAMMER DRILL, HAMMER DRILL BITS, MISC OTHE			8101500008	PCARD 08201400027	08/27/2014	144.10			
		08/06/2014	360202697	XXXXXXXXXXXXXXXXXX	MENARDS EAU CLAIRE	EAS, EAU CLA		09/08/2014	Invoiced	A	100.14
	2	PRIMER, TOUCH SPRAY, SPACKLING, BRACKETS, PLAT			8101500008	PCARD 08201400028	08/27/2014	100.14			
		08/01/2014	359867293	XXXXXXXXXXXXXXXXXX	AmazonPrime Membership,	amzn.co		09/08/2014	Invoiced	A	100.96
	2	AMAZON PRIME			8101500008	PCARD 08201400029	08/27/2014	100.96			
		08/01/2014	359867292	XXXXXXXXXXXXXXXXXX	MENARDS EAU CLAIRE	EAS, EAU CLA		09/08/2014	Invoiced	A	185.51
	2	PRIMER, OUTLET PLATE, WASHERS, BRACKETS, SUPPL			8101500008	PCARD 08201400030	08/27/2014	185.51			
		08/01/2014	359867291	XXXXXXXXXXXXXXXXXX	PINEHURST HARDWARE,	EAU CLAIRE,		09/08/2014	Invoiced	A	4.69
	2	SPRAY PAINT			8101500008	PCARD 08201400031	08/27/2014	4.69			
		13 transaction(s) for SCHEPMAR000. Total Amount =====>									4,709.63
STEFFAND000	STEFFEN ANDREA M	08/18/2014	361322983	XXXXXXXXXXXXXXXXXX	Amazon.com,	AMZN.COM/BILL, WA,		09/08/2014	Invoiced	A	435.76
	2	TALKING ROCKS, DECODING GENES, CRASH COURSE IN			8171500000	PCARD 08201400066	08/27/2014	435.76			
		08/15/2014	361184763	XXXXXXXXXXXXXXXXXX	Amazon.com,	AMZN.COM/BILL, WA,		09/08/2014	Invoiced	A	220.44
	2	BASICS OF CELL LIFE, POWERFUL WORLD OF ENERGY			8171500000	PCARD 08201400067	08/27/2014	220.44			
		08/15/2014	361184762	XXXXXXXXXXXXXXXXXX	Amazon.com,	AMZN.COM/BILL, WA,		09/08/2014	Invoiced	A	179.61
	2	FORCES IN MOTION, BASICS OF CELL LIFE			8171500000	PCARD 08201400068	08/27/2014	179.61			
		08/15/2014	361184761	XXXXXXXXXXXXXXXXXX	Amazon.com,	AMZN.COM/BILL, WA,		09/08/2014	Invoiced	A	81.65
	2	POWERFUL WORLD OF ENERGY			8171500000	PCARD 08201400069	08/27/2014	81.65			
		08/15/2014	361184760	XXXXXXXXXXXXXXXXXX	Amazon.com,	AMZN.COM/BILL, WA,		09/08/2014	Invoiced	A	106.14
	2	A CRASH COURSE IN FORCES			8171500000	PCARD 08201400070	08/27/2014	106.14			
		08/07/2014	360325842	XXXXXXXXXXXXXXXXXX	Amazon.com,	AMZN.COM/BILL, WA,		09/08/2014	Invoiced	A	387.34
	2	FOSTERING LITERACY, BOOK WHISPERER, NEXT STEP			8171500001	PCARD 08201400071	08/27/2014	387.34			
		08/07/2014	360325841	XXXXXXXXXXXXXXXXXX	AMAZON MKTPLACE	PMTS, AMZN.COM/		09/08/2014	Invoiced	A	132.40
	2	READING IN THE WILD			8171500001	PCARD 08201400072	08/27/2014	132.40			

Used By	Name	Tran Date	Tran ID	Card Number	Where Used	Purch Vendor	Imp Date	Post Date	Status	App	Amount
	Line Description				PO Number	Invoice Number	Invoice Dt	Amount			
STEFFAND000	STEFFEN ANDREA M	continued...									
		08/06/2014	360202702	XXXXXXXXXXXXXXXXXX	AMAZON MKTPLACE	PMTS, AMZN.COM/		09/08/2014	Invoiced	A	17.51
	2 READING IN THE WILD				8171500001	PCARD 08201400073	08/27/2014	17.51			
		08/06/2014	360202701	XXXXXXXXXXXXXXXXXX	AMAZON MKTPLACE	PMTS, AMZN.COM/		09/08/2014	Invoiced	A	120.80
	2 NOTEBOOK KNOW-HOW				8171500001	PCARD 08201400074	08/27/2014	120.80			
		9 transaction(s) for STEFFAND000. Total Amount ==>									1,681.65
WALKEJOA000	WALKER JOANN B	08/14/2014	360979971	XXXXXXXXXXXXXXXXXX	MEGA FOODS EAST, EAU CLAIRE, WI			09/08/2014	Invoiced	A	38.08
	1 FOOD AND BEVERAGES					PCARD 08201400060	08/27/2014	38.08			
WATT LOR000	WATT LORI D	08/12/2014	360759871	XXXXXXXXXXXXXXXXXX	SAMSClub #8185, EAU CLAIRE, WI,			09/08/2014	Invoiced	A	33.69
	2 DURABLE TABS, LAMINATING, CARD STOCK				8751500000	PCARD 08201400087	08/27/2014	33.69			
		08/12/2014	360759870	XXXXXXXXXXXXXXXXXX	OFFICE MAX, EAU CLAIRE, WI, 547			09/08/2014	Invoiced	A	19.54
	2 ASTRO COVER PAPER, NOTEBOOKS				8751500000	PCARD 08201400088	08/27/2014	19.54			
		08/12/2014	360759869	XXXXXXXXXXXXXXXXXX	WM SUPERCENTER #1669, EAU CLAIR			09/08/2014	Invoiced	A	47.16
	2 MAG HOLDERS, STAPLERS				8751500000	PCARD 08201400089	08/27/2014	47.16			
		3 transaction(s) for WATT LOR000. Total Amount ==>									100.39
		69 transaction(s). Total Amount ==>									10,508.65

***** End of report *****

SCHOOL DISTRICT OF ALTOONA

Bank Balances

August 2013

GENERAL ACCOUNTS (FUNDS 10, 21, 23, 27, 38, 50, and 80)

Wells Fargo Bank

Beginning balance	\$ (70,558.54)
Receipts	\$ 1,545,893.06
Disbursements	\$ (1,585,504.48)
Transfers in	\$ 1,000,000.00
Transfers out	\$ -
Ending Balance	<u>\$ 889,830.04</u>

Wells Fargo Bank Savings

Beginning balance	\$ 1,661,709.93
Transfers in	\$ -
Transfers out	\$ (134,755.06)
Interest	\$ 208.38
Ending Balance	<u>\$ 1,527,163.25</u>

State Government Pool

Beginning balance	\$ 1,334,318.15
Receipts	\$ 1,557,213.00
Transfers in	\$ -
Transfers out	\$ -
Interest	\$ 170.65
Ending Balance	<u>\$ 2,891,701.80</u>

Wisconsin Liquid Asset Fund

Beginning balance	\$ 2,146.17
Interest	\$ -
Ending Balance	<u>\$ 2,146.17</u>

GENERAL ACCOUNTS TOTAL \$ 5,310,841.26

SCHOOL DISTRICT OF ALTOONA

Bank Balances

August 2013

DEBT SERVICE FUND 39

Wells Fargo Bank

Beginning balance	\$	19,411.54
Receipts	\$	-
Disbursements	\$	-
Interest	\$	2.48
Ending Balance	\$	<u>19,414.02</u>

FUND 39 TOTAL

\$ 19,414.02

STUDENT ACTIVITY FUND 60

Wells Fargo Bank

Beginning balance	\$	77,693.39
Receipts	\$	5,158.06
Disbursements	\$	(1,848.76)
Interest	\$	3.00
Service Fees	\$	-
Ending Balance	\$	<u>81,005.69</u>

FUND 60 TOTAL

\$ 81,005.69

Employee Benefit Trust Fund 73

Mid America

Beginning balance	\$	30,986.66
Receipts	\$	500,000.00
Disbursements	\$	-
Quarterly Gains	\$	-
Gain or Loss	\$	-
Ending Balance	\$	<u>530,986.66</u>

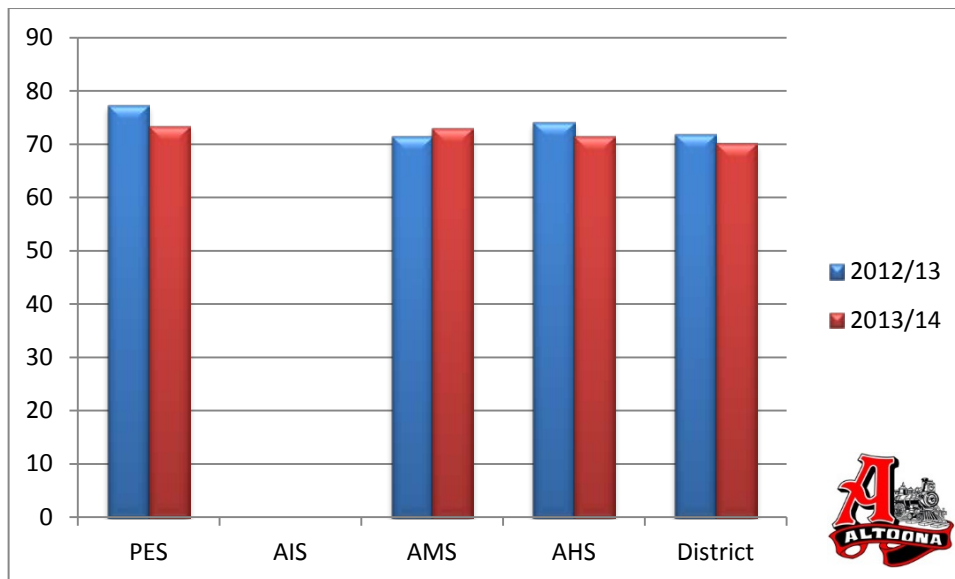
FUND 73 TOTAL

\$ 530,986.66

SCHOOL REPORT CARDS

2012/13 – 2013/14 COMPARISON

	2012/13	2013/14
Pedersen Elementary School	77.4 (Exceeds Expectations)	73.5 (Exceeds Expectations)
Altoona Intermediate School	----	Alternate Ranking (Satisfactory Progress)
Altoona Middle School	71.5 (Meets Expectations)	73.1 (Exceeds Expectations)
Altoona High School	74.1 (Exceeds Expectations)	71.6 (Meets Expectations)
District	72 (Meets Expectations)	70.2 (Meets Expectations)



Overall Accountability Score and Ranking

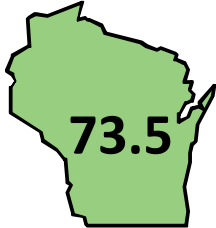
<u>Significantly Exceeds Expectations</u>	83 – 100
<u>Exceeds Expectations</u>	73-82.9
<u>Meets Expectations</u>	63-72.9
<u>Meets Few Expectations</u>	53-62.9
<u>Fails to Meet Expectations</u>	0-52.9



Pedersen El | Altoona

School Report Card | 2013-14 | Summary

Overall Accountability Score and Rating



Exceeds Expectations

Overall Accountability Ratings	Score
Significantly Exceeds Expectations	83-100
Exceeds Expectations	73-82.9
Meets Expectations	63-72.9
Meets Few Expectations	53-62.9
Fails to Meet Expectations	0-52.9

Priority Areas	School Score	Max Score	K-5 State	K-5 Max
Student Achievement	72.6/100		66.8/100	
Reading Achievement	30.4/50		28.8/50	
Mathematics Achievement	42.2/50		38.1/50	
Student Growth	NA/NA		67.8/100	
Reading Growth	NA/NA		34.2/50	
Mathematics Growth	NA/NA		33.6/50	
Closing Gaps	64.4/100		66.9/100	
Reading Achievement Gaps	33.5/50		34.0/50	
Mathematics Achievement Gaps	30.9/50		32.9/50	
Graduation Rate Gaps	NA/NA		NA/NA	
On-Track and Postsecondary Readiness	88.5/100		86.9/100	
Graduation Rate (when available)	NA/NA		NA/NA	
Attendance Rate (when graduation not available)	76.2/80		75.4/80	
3rd Grade Reading Achievement	12.3/20		11.5/20	
8th Grade Mathematics Achievement	NA/NA		NA/NA	
ACT Participation and Performance	NA/NA		NA/NA	

Student Engagement Indicators	Total Deductions: 0
Test Participation Lowest Group Rate (goal ≥95%)	Goal met: no deduction
Absenteeism Rate (goal <13%)	Goal met: no deduction
Dropout Rate (goal <6%)	Goal met: no deduction

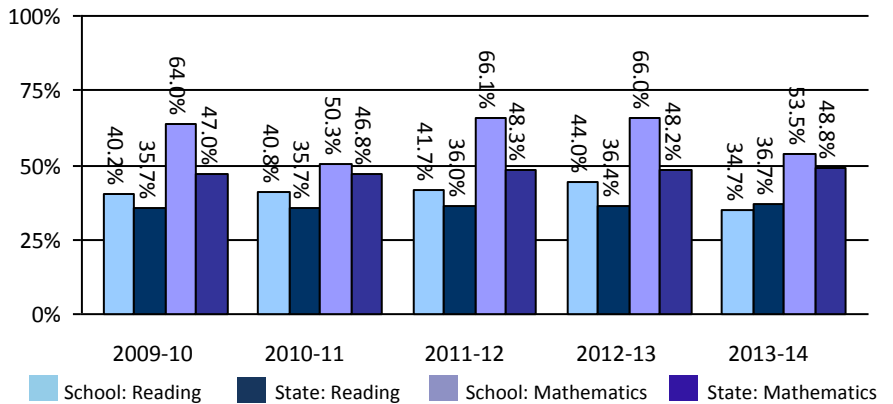
School Information

Grades	K4-3
School Type	Elementary School
Enrollment	619
<i>Race/Ethnicity</i>	
American Indian or Alaska Native	0.6%
Asian or Pacific Islander	3.4%
Black not Hispanic	8.4%
Hispanic	5.0%
White not Hispanic	82.6%
<i>Student Groups</i>	
Students with Disabilities	11.8%
Economically Disadvantaged	41.7%
Limited English Proficient	3.4%

Wisconsin Student Assessment System Percent Proficient and Advanced

Includes Wisconsin Knowledge and Concepts Examination (WKCE) and Wisconsin Alternate Assessment for Students with Disabilities (WAA-SwD). WKCE college and career readiness benchmarks based on National Assessment of Educational Progress.

State proficiency rate is for all tested grades: 3-8 and 10



Notes: Overall Accountability Score is an average of Priority Area Scores, minus Student Engagement Indicator deductions. The average is weighted differently for schools that cannot be measured with all Priority Area Scores, to ensure that the Overall Accountability Score can be compared fairly for all schools. Accountability Ratings do not apply to Priority Area Scores. Details can be found at <http://reportcards.dpi.wi.gov/>.



Pedersen El | Altoona

School Report Card | 2013-14 | Notes

Priority Areas

- **Student Achievement** measures the level of knowledge and skills among students in the school, compared to state and national standards. It includes a composite of reading and mathematics performance by the "all students" group in the Wisconsin Student Assessment System (WSAS) for all tested grades in the school.
- **Student Growth** describes how much student knowledge of reading and mathematics in the school changes from year to year. It uses a point system that gives positive credit for students progressing toward higher performance levels, and negative credit for students declining below proficiency.
- **Closing Gaps** provides a measure that reflects the statewide goal of having all students improve, while narrowing the achievement and graduation gaps between groups of students. This measure acknowledges districts that raise the performance of traditionally lagging student groups, contributing to the closure of statewide gaps.
- **On-Track and Postsecondary Readiness** indicates the success of students in the district in achieving educational milestones that predict postsecondary success. It includes the graduation rate and the attendance rate, as applicable to the district. It also includes measures of third-grade reading and eighth-grade mathematics achievement, and ACT participation and performance, as applicable to the district.

Student Engagement Indicators

Student Engagement Indicators are measures outside the four Priority Areas that affect student success or the soundness of the report card. Each indicator has a goal, and schools that fail to meet that goal receive a point deduction from their Overall Accountability Score. Goals were set by looking at statewide data and establishing thresholds that identify schools contributing the most to lowering Wisconsin's overall performance in the areas below.

- **Test Participation Rate:** Every school has a goal of 95% participation in the Wisconsin Student Assessment System (WSAS). The school's performance is measured by the participation rate of the lowest-participating student group. If this rate is less than 95%, but at least 85%, five points are deducted from the school's overall score; if this rate is less than 85%, 10 points are deducted.
- **Absenteeism Rate:** This indicator describes the proportion of students in the school who attend school less than 84.1% of the time. If the absenteeism rate in the school is 13% or more, five points are deducted. The absenteeism rate is different from the attendance rate because it measures students who are absent from school a certain amount of time, not how often students are present in school.
- **Dropout Rate:** The goal for all middle and high schools is to have a dropout rate of less than 6%. A school not meeting the goal has five points deducted from its score. Note that dropout rate is not the opposite of graduation rate. A dropout rate includes any student who leaves school in grades 7-12 without expecting to earn a high school diploma, while a graduation rate counts students who earn a high school diploma within a certain time (four or six years) after starting ninth grade.

Notes on this School Report Card

- The data presented in this report card are for public, state, and federal accountability purposes.
- Student performance on the Wisconsin Student Assessment System (WSAS) is the foundation of this report. WSAS data include results for both the Wisconsin Knowledge and Concepts Examination (WKCE) and the Wisconsin Alternate Assessment for Students with Disabilities (WAA-SwD).
- Starting in 2011-12, schools are held to a higher college and career readiness proficiency benchmark by aligning the cut scores of the WKCE to those of the National Assessment of Educational Progress (NAEP). These higher cut scores have been retroactively applied to show trends. The higher cut scores only apply to WKCE Reading and Mathematics scores, not the WAA-SwD, at this time.
- Some supplemental data that are not used for accountability calculations are presented in this report card for informational purposes in order to provide context. Additional data on student performance are available here: <http://wisedash.dpi.wi.gov/>.
- To protect student privacy, data for groups of fewer than 20 students are replaced by asterisks on public report cards.
- NA is used when data are Not Applicable. For example, a school that does not graduate students will have NA listed for graduation results.
- The analytical processes used in this report card are described in the Technical Guide and Interpretive Guide: <http://reportcards.dpi.wi.gov/>.
- State comparison scores shown on page 1 are shown for context only. They are not used to determine this school's score or rating.



Altoona Intermediate | Altoona

School Report Card | 2013-14 | Summary

Overall Accountability Score and Rating



Alternate Rating - Satisfactory Progress

This school participates in the Alternate Accountability Process: <http://oea.dpi.wi.gov/acct/alternateaccountability>

Overall Accountability Ratings	Score
Significantly Exceeds Expectations	83-100
Exceeds Expectations	73-82.9
Meets Expectations	63-72.9
Meets Few Expectations	53-62.9
Fails to Meet Expectations	0-52.9

Priority Areas	School Score	Max Score	K-5 State	K-5 Max
Student Achievement	NA/NA		66.8/100	
Reading Achievement	NA/NA		28.8/50	
Mathematics Achievement	NA/NA		38.1/50	
Student Growth	NA/NA		67.8/100	
Reading Growth	NA/NA		34.2/50	
Mathematics Growth	NA/NA		33.6/50	
Closing Gaps	NA/NA		66.9/100	
Reading Achievement Gaps	NA/NA		34.0/50	
Mathematics Achievement Gaps	NA/NA		32.9/50	
Graduation Rate Gaps	NA/NA		NA/NA	
On-Track and Postsecondary Readiness	NA/NA		86.9/100	
Graduation Rate (when available)	NA/NA		NA/NA	
Attendance Rate (when graduation not available)	NA/NA		75.4/80	
3rd Grade Reading Achievement	NA/NA		11.5/20	
8th Grade Mathematics Achievement	NA/NA		NA/NA	
ACT Participation and Performance	NA/NA		NA/NA	

Student Engagement Indicators	Total Deductions: NA
Test Participation Lowest Group Rate (goal ≥95%)	NA
Absenteeism Rate (goal <13%)	NA
Dropout Rate (goal <6%)	NA

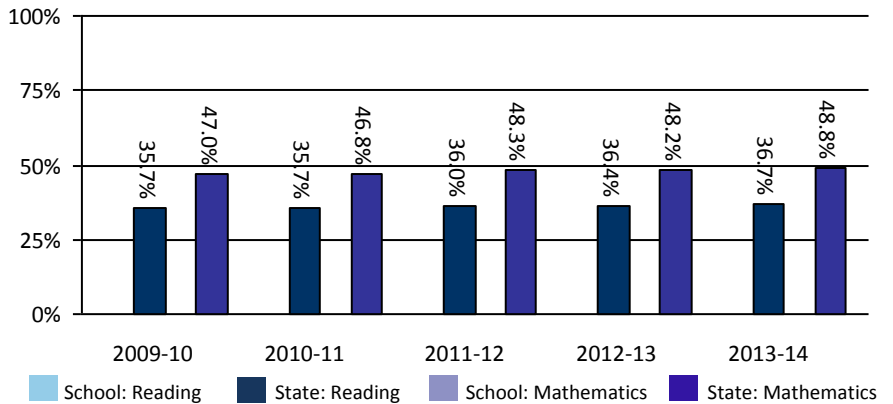
School Information

Grades	4-5
School Type	Elementary School
Enrollment	219
<i>Race/Ethnicity</i>	
American Indian or Alaska Native	0.5%
Asian or Pacific Islander	1.8%
Black not Hispanic	6.8%
Hispanic	5.0%
White not Hispanic	85.8%
<i>Student Groups</i>	
Students with Disabilities	10.0%
Economically Disadvantaged	42.0%
Limited English Proficient	1.8%

Wisconsin Student Assessment System Percent Proficient and Advanced

Includes Wisconsin Knowledge and Concepts Examination (WKCE) and Wisconsin Alternate Assessment for Students with Disabilities (WAA-SwD). WKCE college and career readiness benchmarks based on National Assessment of Educational Progress.

State proficiency rate is for all tested grades: 3-8 and 10



Notes: Overall Accountability Score is an average of Priority Area Scores, minus Student Engagement Indicator deductions. The average is weighted differently for schools that cannot be measured with all Priority Area Scores, to ensure that the Overall Accountability Score can be compared fairly for all schools. Accountability Ratings do not apply to Priority Area Scores. Details can be found at <http://reportcards.dpi.wi.gov/>.



Altoona Intermediate | Altoona School Report Card | 2013-14 | Notes

Priority Areas

- **Student Achievement** measures the level of knowledge and skills among students in the school, compared to state and national standards. It includes a composite of reading and mathematics performance by the "all students" group in the Wisconsin Student Assessment System (WSAS) for all tested grades in the school.
- **Student Growth** describes how much student knowledge of reading and mathematics in the school changes from year to year. It uses a point system that gives positive credit for students progressing toward higher performance levels, and negative credit for students declining below proficiency.
- **Closing Gaps** provides a measure that reflects the statewide goal of having all students improve, while narrowing the achievement and graduation gaps between groups of students. This measure acknowledges districts that raise the performance of traditionally lagging student groups, contributing to the closure of statewide gaps.
- **On-Track and Postsecondary Readiness** indicates the success of students in the district in achieving educational milestones that predict postsecondary success. It includes the graduation rate and the attendance rate, as applicable to the district. It also includes measures of third-grade reading and eighth-grade mathematics achievement, and ACT participation and performance, as applicable to the district.

Student Engagement Indicators

Student Engagement Indicators are measures outside the four Priority Areas that affect student success or the soundness of the report card. Each indicator has a goal, and schools that fail to meet that goal receive a point deduction from their Overall Accountability Score. Goals were set by looking at statewide data and establishing thresholds that identify schools contributing the most to lowering Wisconsin's overall performance in the areas below.

- **Test Participation Rate:** Every school has a goal of 95% participation in the Wisconsin Student Assessment System (WSAS). The school's performance is measured by the participation rate of the lowest-participating student group. If this rate is less than 95%, but at least 85%, five points are deducted from the school's overall score; if this rate is less than 85%, 10 points are deducted.
- **Absenteeism Rate:** This indicator describes the proportion of students in the school who attend school less than 84.1% of the time. If the absenteeism rate in the school is 13% or more, five points are deducted. The absenteeism rate is different from the attendance rate because it measures students who are absent from school a certain amount of time, not how often students are present in school.
- **Dropout Rate:** The goal for all middle and high schools is to have a dropout rate of less than 6%. A school not meeting the goal has five points deducted from its score. Note that dropout rate is not the opposite of graduation rate. A dropout rate includes any student who leaves school in grades 7-12 without expecting to earn a high school diploma, while a graduation rate counts students who earn a high school diploma within a certain time (four or six years) after starting ninth grade.

Notes on this School Report Card

- The data presented in this report card are for public, state, and federal accountability purposes.
- Student performance on the Wisconsin Student Assessment System (WSAS) is the foundation of this report. WSAS data include results for both the Wisconsin Knowledge and Concepts Examination (WKCE) and the Wisconsin Alternate Assessment for Students with Disabilities (WAA-SwD).
- Starting in 2011-12, schools are held to a higher college and career readiness proficiency benchmark by aligning the cut scores of the WKCE to those of the National Assessment of Educational Progress (NAEP). These higher cut scores have been retroactively applied to show trends. The higher cut scores only apply to WKCE Reading and Mathematics scores, not the WAA-SwD, at this time.
- Some supplemental data that are not used for accountability calculations are presented in this report card for informational purposes in order to provide context. Additional data on student performance are available here: <http://wisedash.dpi.wi.gov/>.
- To protect student privacy, data for groups of fewer than 20 students are replaced by asterisks on public report cards.
- NA is used when data are Not Applicable. For example, a school that does not graduate students will have NA listed for graduation results.
- The analytical processes used in this report card are described in the Technical Guide and Interpretive Guide: <http://reportcards.dpi.wi.gov/>.
- State comparison scores shown on page 1 are shown for context only. They are not used to determine this school's score or rating.



Altoona Mid | Altoona

School Report Card | 2013-14 | Summary

Overall Accountability Score and Rating



Exceeds Expectations

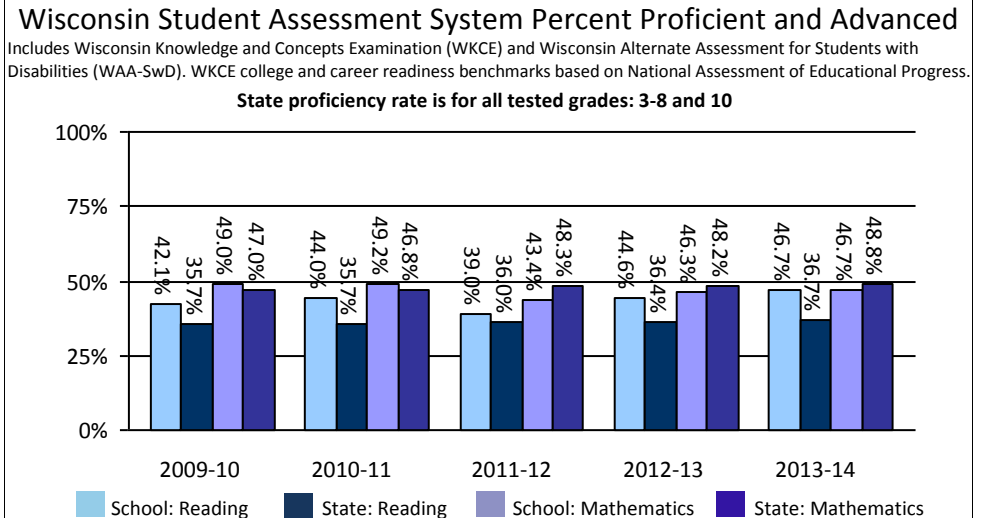
Overall Accountability Ratings	Score
Significantly Exceeds Expectations	83-100
Exceeds Expectations	73-82.9
Meets Expectations	63-72.9
Meets Few Expectations	53-62.9
Fails to Meet Expectations	0-52.9

Priority Areas	School Score	Max Score	6-8 State	6-8 Max
Student Achievement	68.5/100		67.3/100	
Reading Achievement	33.1/50		30.5/50	
Mathematics Achievement	35.5/50		36.8/50	
Student Growth	64.7/100		55.7/100	
Reading Growth	34.8/50		28.0/50	
Mathematics Growth	29.9/50		27.7/50	
Closing Gaps	68.1/100		66.5/100	
Reading Achievement Gaps	35.6/50		34.0/50	
Mathematics Achievement Gaps	32.5/50		32.5/50	
Graduation Rate Gaps	NA/NA		NA/NA	
On-Track and Postsecondary Readiness	91.3/100		89.3/100	
Graduation Rate (when available)	NA/NA		NA/NA	
Attendance Rate (when graduation not available)	76.4/80		74.9/80	
3rd Grade Reading Achievement	NA/NA		NA/NA	
8th Grade Mathematics Achievement	14.9/20		14.4/20	
ACT Participation and Performance	NA/NA		NA/NA	

Student Engagement Indicators	Total Deductions: 0
Test Participation Lowest Group Rate (goal ≥95%)	Goal met: no deduction
Absenteeism Rate (goal <13%)	Goal met: no deduction
Dropout Rate (goal <6%)	Goal met: no deduction

School Information

Grades	6-8
School Type	Middle School
Enrollment	306
<i>Race/Ethnicity</i>	
American Indian or Alaska Native	1.6%
Asian or Pacific Islander	2.0%
Black not Hispanic	7.2%
Hispanic	3.9%
White not Hispanic	85.3%
<i>Student Groups</i>	
Students with Disabilities	11.4%
Economically Disadvantaged	43.1%
Limited English Proficient	0.7%



Notes: Overall Accountability Score is an average of Priority Area Scores, minus Student Engagement Indicator deductions. The average is weighted differently for schools that cannot be measured with all Priority Area Scores, to ensure that the Overall Accountability Score can be compared fairly for all schools. Accountability Ratings do not apply to Priority Area Scores. Details can be found at <http://reportcards.dpi.wi.gov/>.



Altoona Mid | Altoona

School Report Card | 2013-14 | Notes

Priority Areas

- **Student Achievement** measures the level of knowledge and skills among students in the school, compared to state and national standards. It includes a composite of reading and mathematics performance by the "all students" group in the Wisconsin Student Assessment System (WSAS) for all tested grades in the school.
- **Student Growth** describes how much student knowledge of reading and mathematics in the school changes from year to year. It uses a point system that gives positive credit for students progressing toward higher performance levels, and negative credit for students declining below proficiency.
- **Closing Gaps** provides a measure that reflects the statewide goal of having all students improve, while narrowing the achievement and graduation gaps between groups of students. This measure acknowledges districts that raise the performance of traditionally lagging student groups, contributing to the closure of statewide gaps.
- **On-Track and Postsecondary Readiness** indicates the success of students in the district in achieving educational milestones that predict postsecondary success. It includes the graduation rate and the attendance rate, as applicable to the district. It also includes measures of third-grade reading and eighth-grade mathematics achievement, and ACT participation and performance, as applicable to the district.

Student Engagement Indicators

Student Engagement Indicators are measures outside the four Priority Areas that affect student success or the soundness of the report card. Each indicator has a goal, and schools that fail to meet that goal receive a point deduction from their Overall Accountability Score. Goals were set by looking at statewide data and establishing thresholds that identify schools contributing the most to lowering Wisconsin's overall performance in the areas below.

- **Test Participation Rate:** Every school has a goal of 95% participation in the Wisconsin Student Assessment System (WSAS). The school's performance is measured by the participation rate of the lowest-participating student group. If this rate is less than 95%, but at least 85%, five points are deducted from the school's overall score; if this rate is less than 85%, 10 points are deducted.
- **Absenteeism Rate:** This indicator describes the proportion of students in the school who attend school less than 84.1% of the time. If the absenteeism rate in the school is 13% or more, five points are deducted. The absenteeism rate is different from the attendance rate because it measures students who are absent from school a certain amount of time, not how often students are present in school.
- **Dropout Rate:** The goal for all middle and high schools is to have a dropout rate of less than 6%. A school not meeting the goal has five points deducted from its score. Note that dropout rate is not the opposite of graduation rate. A dropout rate includes any student who leaves school in grades 7-12 without expecting to earn a high school diploma, while a graduation rate counts students who earn a high school diploma within a certain time (four or six years) after starting ninth grade.

Notes on this School Report Card

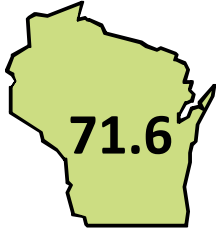
- The data presented in this report card are for public, state, and federal accountability purposes.
- Student performance on the Wisconsin Student Assessment System (WSAS) is the foundation of this report. WSAS data include results for both the Wisconsin Knowledge and Concepts Examination (WKCE) and the Wisconsin Alternate Assessment for Students with Disabilities (WAA-SwD).
- Starting in 2011-12, schools are held to a higher college and career readiness proficiency benchmark by aligning the cut scores of the WKCE to those of the National Assessment of Educational Progress (NAEP). These higher cut scores have been retroactively applied to show trends. The higher cut scores only apply to WKCE Reading and Mathematics scores, not the WAA-SwD, at this time.
- Some supplemental data that are not used for accountability calculations are presented in this report card for informational purposes in order to provide context. Additional data on student performance are available here: <http://wisedash.dpi.wi.gov/>.
- To protect student privacy, data for groups of fewer than 20 students are replaced by asterisks on public report cards.
- NA is used when data are Not Applicable. For example, a school that does not graduate students will have NA listed for graduation results.
- The analytical processes used in this report card are described in the Technical Guide and Interpretive Guide: <http://reportcards.dpi.wi.gov/>.
- State comparison scores shown on page 1 are shown for context only. They are not used to determine this school's score or rating.



Altoona Hi | Altoona

School Report Card | 2013-14 | Summary

Overall Accountability Score and Rating



Meets Expectations

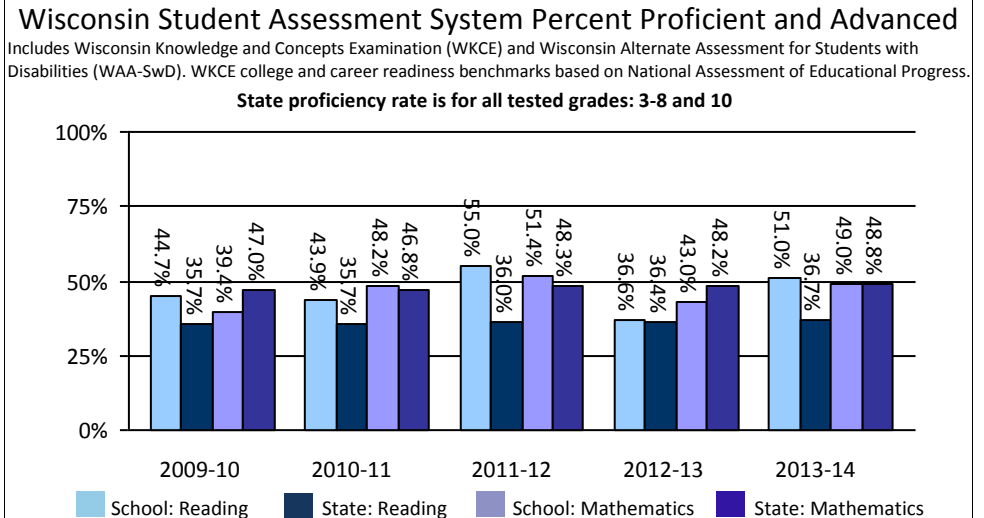
Overall Accountability Ratings	Score
Significantly Exceeds Expectations	83-100
Exceeds Expectations	73-82.9
Meets Expectations	63-72.9
Meets Few Expectations	53-62.9
Fails to Meet Expectations	0-52.9

Priority Areas	School Score	Max Score	9-12 State	9-12 Max
Student Achievement	72.9/100		69.1/100	
Reading Achievement	36.2/50		33.3/50	
Mathematics Achievement	36.8/50		35.8/50	
Student Growth	NA/NA		NA/NA	
Reading Growth	NA/NA		NA/NA	
Mathematics Growth	NA/NA		NA/NA	
Closing Gaps	59.2/100		67.5/100	
Reading Achievement Gaps	15.7/25		17.5/25	
Mathematics Achievement Gaps	15.5/25		17.0/25	
Graduation Rate Gaps	28.0/50		33.0/50	
On-Track and Postsecondary Readiness	88.2/100		83.5/100	
Graduation Rate (when available)	75.9/80		71.9/80	
Attendance Rate (when graduation not available)	NA/NA		NA/NA	
3rd Grade Reading Achievement	NA/NA		NA/NA	
8th Grade Mathematics Achievement	NA/NA		NA/NA	
ACT Participation and Performance	12.3/20		11.6/20	

Student Engagement Indicators	Total Deductions: 0
Test Participation Lowest Group Rate (goal ≥95%)	Goal met: no deduction
Absenteeism Rate (goal <13%)	Goal met: no deduction
Dropout Rate (goal <6%)	Goal met: no deduction

School Information

Grades	9-12
School Type	Public High School
Enrollment	445
<i>Race/Ethnicity</i>	
American Indian or Alaska Native	0.9%
Asian or Pacific Islander	4.9%
Black not Hispanic	4.7%
Hispanic	1.6%
White not Hispanic	87.9%
<i>Student Groups</i>	
Students with Disabilities	9.0%
Economically Disadvantaged	34.6%
Limited English Proficient	1.1%



Notes: Overall Accountability Score is an average of Priority Area Scores, minus Student Engagement Indicator deductions. The average is weighted differently for schools that cannot be measured with all Priority Area Scores, to ensure that the Overall Accountability Score can be compared fairly for all schools. Accountability Ratings do not apply to Priority Area Scores. Details can be found at <http://reportcards.dpi.wi.gov/>.



Altoona Hi | Altoona

School Report Card | 2013-14 | Notes

Priority Areas

- **Student Achievement** measures the level of knowledge and skills among students in the school, compared to state and national standards. It includes a composite of reading and mathematics performance by the "all students" group in the Wisconsin Student Assessment System (WSAS) for all tested grades in the school.
- **Student Growth** describes how much student knowledge of reading and mathematics in the school changes from year to year. It uses a point system that gives positive credit for students progressing toward higher performance levels, and negative credit for students declining below proficiency.
- **Closing Gaps** provides a measure that reflects the statewide goal of having all students improve, while narrowing the achievement and graduation gaps between groups of students. This measure acknowledges districts that raise the performance of traditionally lagging student groups, contributing to the closure of statewide gaps.
- **On-Track and Postsecondary Readiness** indicates the success of students in the district in achieving educational milestones that predict postsecondary success. It includes the graduation rate and the attendance rate, as applicable to the district. It also includes measures of third-grade reading and eighth-grade mathematics achievement, and ACT participation and performance, as applicable to the district.

Student Engagement Indicators

Student Engagement Indicators are measures outside the four Priority Areas that affect student success or the soundness of the report card. Each indicator has a goal, and schools that fail to meet that goal receive a point deduction from their Overall Accountability Score. Goals were set by looking at statewide data and establishing thresholds that identify schools contributing the most to lowering Wisconsin's overall performance in the areas below.

- **Test Participation Rate:** Every school has a goal of 95% participation in the Wisconsin Student Assessment System (WSAS). The school's performance is measured by the participation rate of the lowest-participating student group. If this rate is less than 95%, but at least 85%, five points are deducted from the school's overall score; if this rate is less than 85%, 10 points are deducted.
- **Absenteeism Rate:** This indicator describes the proportion of students in the school who attend school less than 84.1% of the time. If the absenteeism rate in the school is 13% or more, five points are deducted. The absenteeism rate is different from the attendance rate because it measures students who are absent from school a certain amount of time, not how often students are present in school.
- **Dropout Rate:** The goal for all middle and high schools is to have a dropout rate of less than 6%. A school not meeting the goal has five points deducted from its score. Note that dropout rate is not the opposite of graduation rate. A dropout rate includes any student who leaves school in grades 7-12 without expecting to earn a high school diploma, while a graduation rate counts students who earn a high school diploma within a certain time (four or six years) after starting ninth grade.

Notes on this School Report Card

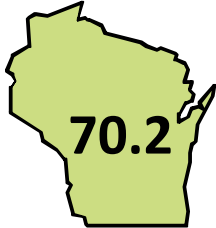
- The data presented in this report card are for public, state, and federal accountability purposes.
- Student performance on the Wisconsin Student Assessment System (WSAS) is the foundation of this report. WSAS data include results for both the Wisconsin Knowledge and Concepts Examination (WKCE) and the Wisconsin Alternate Assessment for Students with Disabilities (WAA-SwD).
- Starting in 2011-12, schools are held to a higher college and career readiness proficiency benchmark by aligning the cut scores of the WKCE to those of the National Assessment of Educational Progress (NAEP). These higher cut scores have been retroactively applied to show trends. The higher cut scores only apply to WKCE Reading and Mathematics scores, not the WAA-SwD, at this time.
- Some supplemental data that are not used for accountability calculations are presented in this report card for informational purposes in order to provide context. Additional data on student performance are available here: <http://wisedash.dpi.wi.gov/>.
- To protect student privacy, data for groups of fewer than 20 students are replaced by asterisks on public report cards.
- NA is used when data are Not Applicable. For example, a school that does not graduate students will have NA listed for graduation results.
- The analytical processes used in this report card are described in the Technical Guide and Interpretive Guide: <http://reportcards.dpi.wi.gov/>.
- State comparison scores shown on page 1 are shown for context only. They are not used to determine this school's score or rating.



Altoona

District Report Card | 2013-14 | Summary

Overall Accountability Score and Rating



Meets Expectations

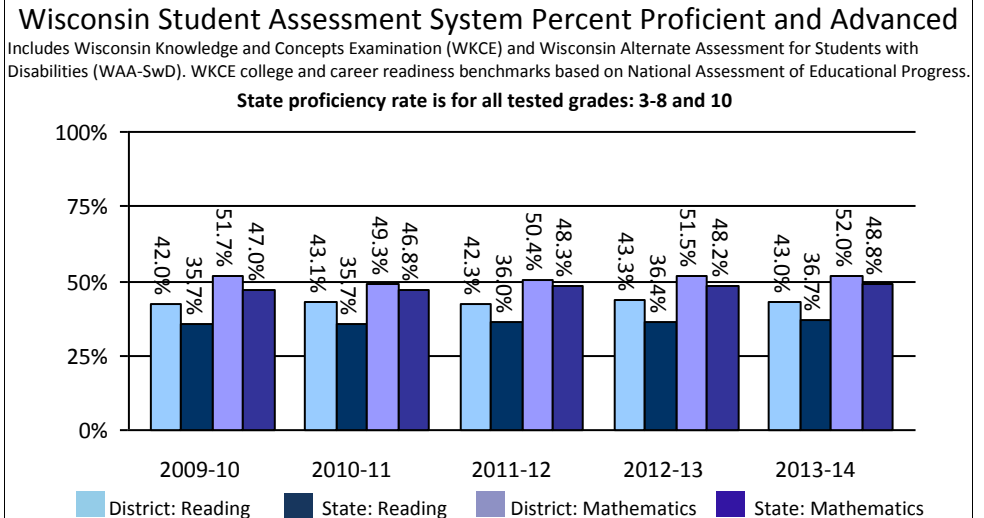
Overall Accountability Ratings	Score
Significantly Exceeds Expectations	83-100
Exceeds Expectations	73-82.9
Meets Expectations	63-72.9
Meets Few Expectations	53-62.9
Fails to Meet Expectations	0-52.9

Priority Areas	District Score	Max Score	State Score	Max Score
Student Achievement	70.2/100		66.4/100	
Reading Achievement	32.5/50		29.8/50	
Mathematics Achievement	37.7/50		36.7/50	
Student Growth	62.6/100		62.4/100	
Reading Growth	32.4/50		31.5/50	
Mathematics Growth	30.2/50		30.9/50	
Closing Gaps	58.9/100		66.3/100	
Reading Achievement Gaps	15.2/25		17.0/25	
Mathematics Achievement Gaps	15.7/25		16.3/25	
Graduation Rate Gaps	28.0/50		33.0/50	
On-Track and Postsecondary Readiness	89.1/100		85.3/100	
Graduation Rate	38.0/40		36.0/40	
Attendance Rate	38.1/40		37.2/40	
3rd Grade Reading Achievement	3.1/5		2.8/5	
8th Grade Mathematics Achievement	3.7/5		3.5/5	
ACT Participation and Performance	6.2/10		5.8/10	

Student Engagement Indicators	Total Deductions: 0
Test Participation Lowest Group Rate (goal ≥95%)	Goal met: no deduction
Absenteeism Rate (goal <13%)	Goal met: no deduction
Dropout Rate (goal <6%)	Goal met: no deduction

District Information

Grades	K4-12
Locale	Suburb
Enrollment	1,589
<i>Race/Ethnicity</i>	
American Indian or Alaska Native	0.9%
Asian or Pacific Islander	3.3%
Black not Hispanic	6.9%
Hispanic	3.8%
White not Hispanic	85.0%
<i>Student Groups</i>	
Students with Disabilities	10.7%
Economically Disadvantaged	40.0%
Limited English Proficient	2.0%



Notes: Overall Accountability Score is an average of Priority Area Scores, minus Student Engagement Indicator deductions. The average is weighted differently for districts that cannot be measured with all Priority Area Scores, to ensure that the Overall Accountability Score can be compared fairly for all districts. Accountability Ratings do not apply to Priority Area Scores. Details can be found at <http://reportcards.dpi.wi.gov/>.



Altoona

District Report Card | 2013-14 | Notes

Priority Areas

- **Student Achievement** measures the level of knowledge and skills among students in the district, compared to state and national standards. It includes a composite of reading and mathematics performance by the "all students" group in the Wisconsin Student Assessment System (WSAS) for all tested grades in the district.
- **Student Growth** describes how much student knowledge of reading and mathematics in the school changes from year to year. It uses a point system that gives positive credit for students progressing toward higher performance levels, and negative credit for students declining below proficiency.
- **Closing Gaps** provides a measure that reflects the statewide goal of having all students improve, while narrowing the achievement and graduation gaps between groups of students. This measure acknowledges districts that raise the performance of traditionally lagging student groups, contributing to the closure of statewide gaps.
- **On-Track and Postsecondary Readiness** indicates the success of students in the district in achieving educational milestones that predict postsecondary success. It includes the graduation rate and the attendance rate, as applicable to the district. It also includes measures of third-grade reading and eighth-grade mathematics achievement, and ACT participation and performance, as applicable to the district.

Student Engagement Indicators

Student Engagement Indicators are measures outside the four Priority Areas that affect student success or the soundness of the report card. Each indicator has a goal, and districts that fail to meet that goal receive a point deduction from their Overall Accountability Score. Goals were set by looking at statewide data and establishing thresholds that identify districts contributing the most to lowering Wisconsin's overall performance in the areas below.

- **Test Participation Rate:** Every district has a goal of 95% participation in the Wisconsin Student Assessment System (WSAS). The district's performance is measured by the participation rate of the lowest-participating student group. If this rate is less than 95%, but at least 85%, five points are deducted from the district's overall score; if this rate is less than 85%, 10 points are deducted.
- **Absenteeism Rate:** This indicator describes the proportion of students in the district who attend school less than 84.1% of the time. If the absenteeism rate in the district is 13% or more, five points are deducted. The absenteeism rate is different from the attendance rate because it measures students who are absent from school a certain amount of time, not how often students are present in school.
- **Dropout Rate:** The goal for all districts is to have a dropout rate of less than 6%. A district not meeting the goal has five points deducted from its score. Note that dropout rate is not the opposite of graduation rate. A dropout rate includes any student who leaves school in grades 7-12 without expecting to earn a high school diploma, while a graduation rate counts students who earn a high school diploma within a certain time (four or six years) after starting ninth grade.

Notes on this District Report Card

- The data presented in this report card are for public, state, and federal accountability purposes.
- Student performance on the Wisconsin Student Assessment System (WSAS) is the foundation of this report. WSAS data include results for both the Wisconsin Knowledge and Concepts Examination (WKCE) and the Wisconsin Alternate Assessment for Students with Disabilities (WAA-SwD).
- Starting in 2011-12, districts are held to a higher college and career readiness proficiency benchmark by aligning the cut scores of the WKCE to those of the National Assessment of Educational Progress (NAEP). These higher cut scores have been retroactively applied to show trends. The higher cut scores only apply to WKCE Reading and Mathematics scores, not the WAA-SwD, at this time.
- Some supplemental data that are not used for accountability calculations are presented in this report card for informational purposes in order to provide context. Additional data on student performance are available here: <http://wisedash.dpi.wi.gov/>.
- To protect student privacy, data for groups of fewer than 20 students are replaced by asterisks on public report cards.
- NA is used when data are Not Applicable. For example, a district that does not graduate students will have NA listed for graduation results.
- The analytical processes used in this report card are described in the Technical Guide and Interpretive Guide: <http://reportcards.dpi.wi.gov/>.
- State comparison scores shown on page 1 are shown for context only. They are not used to determine this district's score or rating.

SCHOOL BOARD PRE-REFERENDUM MEETINGS WITH STAFF

Monday	Tuesday	Wednesday	Thursday	Friday
		1	2	3
6	7 MS Staff 3:25 - 4:00PM MS LMC	8	9 HS Staff 3:10 - 4:00PM HS LMC	10
13	14	15	16 ES/IS Staff 7:35 - 8:15AM Elem LMC	17
20	21	22	23	24
27	28	29	30	31

Mark Your Calendars!

SCHOOL DISTRICT OF ALTOONA

WISCONSIN SCHOOL BOARD APPRECIATION WEEK - OCTOBER 5-11

ON THE DOCKET

WHEN	WHAT
September 25	Altoona City Council to adopt Resolution recognizing Altoona school board
October 7 4 th Hour 6 th Hour	School board members to speak about the school board's role in local government <ul style="list-style-type: none">• Gr 10 Civics – Preview to local government
October 5 -11	Marquee Message: "Our School Board Leads for Student Achievement! Thank you Helen, Robin, Mike, Brad & Dave!"
October 10	Introduce and recognize Altoona school board members in halftime announcement – Railroaders Vs Stanley-Boyd



Your RSVP to Joyce by September 22:

- Fall Regional Meeting + Workshop, *or*
- Fall Regional Meeting ONLY

Interact with your WASB regional director, celebrate accomplishments, and hear about WASB's activities and plans.

The Regional Meeting Feature Presentation will highlight board development tools you can use to ensure that your board is governing as effectively as possible. Excellence in the classroom begins with excellence in the boardroom.

Schedule At-A-Glance

- | | |
|--------------|---|
| 4:00-6:00 PM | Legality of Running a School Board – Optional Workshop
Financial Roles and Responsibilities – Optional Workshop |
| 6 PM | REGISTRATION / Networking |
| 6:30 PM | Dinner |
| 7:30-9:00 PM | Program Agenda <ul style="list-style-type: none"> • Regional Director Welcome • Member Recognition Awards • Elections (Select Regions) • Feature Presentation <ul style="list-style-type: none"> ○ Excellence in the Classroom Begins with Excellence in the Boardroom • EXECUTIVE DIRECTOR'S REPORT |

4:00-6:00 PM - WORKSHOP

Prior to your Regional Meeting, take part in an optional workshop on the legal or financial roles and responsibilities of school boards:

In order to serve and govern effectively, school board members must comply with a variety of legal and financial requirements. The WASB is offering two-hour workshops prior to the 2014 Regional Meetings to address these critical roles and responsibilities:

- **The Legal Roles and Responsibilities of School Boards Workshop**
Provides an overview of key areas of Wisconsin law, including open meetings, public records, conflicts of interest, liability and risk management, and a board's power and duties.
- **The Financial Roles and Responsibilities of School Boards Workshop**
Provides an overview of key areas of school district budgeting for school board members, including relevant statutes, the budgeting process, effective and efficient resource utilization, and community participation.

Workshops will be held immediately prior to the Regional Meetings from 4-6 pm at the same facility. Members are welcome to attend workshops in any region. Regional Meeting registration is not required.

Registration fee: \$85 for workshop



2014 WASB LEGISLATIVE ADVOCACY CONFERENCE



NOVEMBER 8, 2014

HOLIDAY INN HOTEL & CONFERENCE CENTER - STEVENS POINT, WI

The new school year has brought numerous changes, including new state assessments and teacher evaluations. It also brings uncertainty about state academic standards, school report cards, voucher expansion, and funding.

This year's WASB Legislative Advocacy Conference is designed to give school board members information they can use when advocating with their legislators or explaining these issues to their communities.

Our goal is to help school board members speak confidently about the key education issues that will be debated in the upcoming 2015-16 legislative session. Whether you are engaging your communities or your legislators, this conference will help you to become a more effective advocate for your schools.

Sessions:


**RSVP
to Joyce by
October 27**

- Private Vouchers, Independent Charters and the “Public School Advantage”
- A Closer Look at the History and Purpose of the Common Core State Standards and the Role of School Boards Regarding Academic Standards, Curriculum and Instruction
- Key Trends and Conditions That Will Impact State Support for Public Education in the Long AND Short Range
- The 2015-17 State Budget—Preparing for Your Advocacy Role
- What School Board Members Need to Know About School Report Cards and Accountability


Event Schedule Detail:

http://wasb.org/websites/meetings_events/index.php?p=1467

MCKINLEY CHARTER SCHOOL 2013-2014 YEAR-END REPORT



Credit Classroom



Competency Classroom

June 2014

McKinley Charter School was created as an independent institution in order to provide an opportunity for students to engage in an educational experience specifically designed to meet their unique educational and behavioral needs. The founders of the school recognized the ability of a charter school to provide the flexibility needed to work with the students in new and meaningful ways. For this reason the school was chartered through a contract with the Board of Education of the Eau Claire Area School District.

On June 12, 2014, the students, parents, and staff of McKinley Charter School completed their eighteenth year as a charter school. The Restitution concept used focuses on how young people can correct their mistakes and emphasizes positive solutions to problems when they do occur.

The **mission** of McKinley Charter School is “to educate students academically and behaviorally for responsible participation in their school, home, workplace, and community.” The **goals** of the charter school are to:

- Provide an opportunity for students to **graduate and complete a credit or competency based diploma** in order to achieve economic self-sufficiency
- Provide **innovative academic, vocational, and behavioral components** for students whose needs exceed traditional educational and social services
- Provide a **safe environment** where students can learn to their full potential
- Provide students with an environment where they can **feel successful, enhance self-esteem, and develop self-discipline**
- Model, teach, and reinforce behaviors which **foster student responsibility** in school, at home, and in the community
- Provide a **collaborative service model** to help students develop social/emotional skills and to provide a **family resource center** to support students and their families
- Serve as a **laboratory school** by seeking out and applying innovative techniques in order to rehabilitate, engage, and educate its students
- Provide a **transitional process** from a student environment to that of a responsible adult in the community

A charter school, unlike other public schools, is exempt from particular state laws and local regulations. In exchange for this freedom, the charter school is responsible for meeting contractually agreed upon measures of student and school achievement. During the past academic year, significant progress was made toward fulfilling the mission, goals, and agreed upon measures of achievement of the charter school. The contractually agreed upon measures of achievement for McKinley Charter School and the results of these measures for the 2013-2014 school year were as follows:

Measure of Achievement #1:

100% of all students enrolled in the Credit and Competency Components of McKinley Charter School will have an Individual Learning Plan (I.L.P.) or an Individual Education Plan (I.E.P.) established within 6 weeks of entering McKinley Charter School.

Measure met: 100% had a plan within 6 weeks of enrollment.

Measure of Achievement #2:

60% of students enrolled in the Credit Component of McKinley Charter School will demonstrate an improvement of 25% in the area of attendance or maintain attendance of 85% or higher compared to their attendance for a similar period of time prior to entry to McKinley Charter School.

Measure met: 65% improved attendance by 25% or more or maintained attendance at 85% or higher and 85% improved their attendance.

Measure of Achievement #3:

60% of the students enrolled in the Credit Component of McKinley Charter School will increase competency in English and math compared to their performance prior to entry or will achieve 60% of their I.E.P. goals.

Measure exceeded: 89% improved in English and/or met their I.E.P. English goal and 78% improved in math and/or met their I.E.P. math goal.

Measure of Achievement #4:

60% of the responding students in both the Credit and Competency Components will indicate over-all satisfaction with their education at McKinley Charter School. This level of satisfaction will be measured by year-end exit surveys of all Credit Component students completing the school year and all competency diploma graduates.

Measure exceeded: 100% of credit and 100% of Competency Component students responding to the survey indicated over-all satisfaction with the school.

Measure of Achievement #5:

60% of responding parents/guardians of both Credit Component students and Competency Component graduates will indicate over-all satisfaction with their child's experience at McKinley Charter School. This level of satisfaction will be measured by year-end or exit surveys.

*Credit Component parents were provided at least 2 opportunities to complete the survey - one by mail and one at a home visit.

**Students in the Competency Component may have no relationship with either parent, which affects return rate.

Measure exceeded: 100% of Credit Component and 100% of Competency Component parents responding to the survey indicated over-all satisfaction with the school.

Measure of Achievement #6:

60% of Competency Component students eligible to complete the program and who did not relocate during the school year will complete all requirements within 18 months of entry to McKinley Charter School.

Measure exceeded: 96% of Competency Component graduates completed all requirements within 18 months of entry to McKinley Charter School.

ACCOMPLISHMENTS 2013-2014:

Special Accomplishments

- Conducted three graduation ceremonies – graduated 81 students for a total of 1562 graduates (1997-2014)
- Secured students for September and students for January state aide counts
- Received high satisfaction ratings in student and parent surveys
- Twenty-nine students successfully completed the COMPASS test
- One student successfully completed the Accuplacer test
- Two June graduates enrolled in the CNA Program at CVTC utilizing Eau Claire Public Schools Foundation grant money
- Integrated Detention Center 180 Program
- Hired an additional Detention Center Instructor
- Completed another successful year of the “Adopt A Highway”
- Continued health classes specifically addressing social/emotional wellness issues for Credit Component students
- Credit Component students initiated a school store

Enrollment

All School

- 187 students were served on-site during the 2013-14 school year
- McKinley staff served a total of 728 students (duplicated count) during the 2013-2014 school year:

33 Credit	279 Detention Center
157 Competency	1 Homebound
27 Jail	231 Homeless Identified
- 52 of the 81 graduates plan on going to post-secondary school
- 5 of the 81 graduates intend to enlist in the military

Competency Component

- Served 157 students in the Competency Component including:
 - Eau Claire Area School District students:
 - 143 ECASD students were served
 - 71 were counted on both ECASD Friday counts
 - 12 were only on first Friday Count
 - 22 were only on the second Friday count
 - 34 were enrolled after the second Friday count date
 - 21 were special education students
 - 76 new students were enrolled after the first day of school (after July 1st)
 - 33 of the 143 were school-age parents
 - Altoona School District students:
 - 14 Altoona students were served
 - 10 were counted on both Friday counts
 - 1 was only on the first Friday count
 - 0 were only on the second Friday count
 - 3 were enrolled after the second Friday count date
 - 1 of the 13 were current special education students
 - 6 of the 13 were school-age parents
- Graduated 76 Competency Component students during the 2013-2014 school year (21 in January – 55 in June) (68 ECASD and 8 Altoona)
- Continued to experience a significant number of transcript requests from McKinley graduates applying to post-secondary schools
- Eight students attended CVTC tours

Credit Component

- Served 33 students in the Credit Component
 - (3) Middle school students
 - (30) High school students
 - 16 of the 33 (48%) were current special education students
 - 11 new students started at McKinley during 2013-14 school year
 - 4 of the 33 attended Off Campus only
- Graduated three Credit Component students during the 2013-14 school year
- Ten students completed the WKCE required testing (1 eighth grader, 9 tenth graders)

- 57 parents and students participated in “Family Day/Nights” held during the 2013-14 school year
- Seven students successfully secured employment during the 2013-14 school year
- Fifteen students completed Plan/Explore testing (13 completed Plan test, 2 completed Explore test)
- Seven students attended the CVTC manufacturing programs event

Staff Development

- Two staff attended Detention Center Educators Conference
- Two staff attended Youth and Addiction Conference sponsored by Hazelden
- Four staff attended the Suicide Prevention Summit
- Two staff attended Professional Learning Communities training
- All staff were recertified in CPR/AED/First Aide
- Two staff attended the Mental Health and Substance Abuse Conference

Grants and Contracts

- Received a \$44,000 Stewart B. McKinney-Vento for Education of Homeless Children and Youth
- Identified and served 231 area homeless children/youth
- Revised and completed 66.0301 contract with Altoona for 2013-2014
- Generated \$28,800 for the Eau Claire School District through the 66.0301 contract
- Received \$1,000 Eau Claire Public Schools Foundation grant for post-secondary options
- Received \$400 Eau Claire Public Schools Foundation grant for team building activities
- Received \$445 Ann Marie grant for Math Dragsters
- Received \$293 Ann Marie grant for exercise equipment in the Detention Center

National, State, and Local Activities

- Attended the National Homeless Conference
- Attended At Risk Conference
- Served as a member on Eau Claire Youth Coalition and The Community Table Board of Directors

Fd	T	Loc	Obj	Func	Func	2014-15	2014-15	2014-15	Unexpended
						Original Budget	Revised Budget	FY Activity	Balance
10	E	---	---	11	UNDIFF CURRICULUM	3,770,347.00	3,770,347.00	364,658.03	3,687,587.27
10	E	---	---	12	REGULAR CURRICULUM	4,158,770.00	4,158,770.00	426,877.50	4,046,376.28
10	E	---	---	13	VOCATIONAL CURRICULUM	393,453.00	393,453.00	32,088.68	391,286.72
10	E	---	---	14	PHYSICAL CURRICULUM	400,888.00	400,888.00	32,817.76	399,602.86
10	E	---	---	16	CO-CURRICULAR ACTIVITIES	230,692.00	230,692.00	30,208.58	219,949.91
10	E	---	---	17	SPECIAL NEEDS	99,907.00	99,907.00	7,685.17	99,321.76
10	E	---	---	21	PUPIL SERVICES	572,939.00	572,939.00	75,688.60	543,247.58
10	E	---	---	22	INSTRUCTIONAL STAFF SERVICES	1,022,850.00	1,022,850.00	130,479.54	955,960.59
10	E	---	---	23	GENERAL ADMINISTRATION	409,891.00	409,891.00	77,358.45	355,842.98
10	E	---	---	24	SCHOOL BUILDING ADMINISTRATION	791,816.00	791,816.00	127,114.54	726,247.44
10	E	---	---	25	BUSINESS ADMINISTRATION	2,566,087.00	2,566,087.00	550,756.79	2,180,859.05
10	E	---	---	26	CENTRAL SERVICES	72,344.00	72,344.00	14,074.26	62,459.58
10	E	---	---	27	INSURANCE/DISTRICT	163,950.00	163,950.00	3,749.00	161,726.15
10	E	---	---	28	DEBT SERVICES - SHORT TERM	40,300.00	40,300.00		40,300.00
10	E	---	---	29	OTHER SUPPORT SERVICES	25,322.00	25,322.00	2,990.00	23,082.00
10	E	---	---	41	INTERFUND TRANSFERS	1,600,000.00	1,600,000.00		1,600,000.00
10	E	---	---	43	GENERAL TUITION PAYMENTS	1,110,000.00	1,110,000.00		1,110,000.00
10	E	---	---	49	OTHER NON-PROGRAM TRANSACTIONS	1,000.00	1,000.00		1,000.00
10	-	---	---	-----	GENERAL	17,430,556.00	17,430,556.00	1,876,546.90	16,604,850.17
21	E	---	---	11	UNDIFF CURRICULUM	275.00	275.00	122.89	152.11
21	E	---	---	12	REGULAR CURRICULUM	1,217.00	1,217.00		1,217.00
21	E	---	---	16	CO-CURRICULAR ACTIVITIES	210.00	210.00		210.00
21	E	---	---	21	PUPIL SERVICES	7,790.00	7,790.00		7,790.00
21	E	---	---	22	INSTRUCTIONAL STAFF SERVICES	2,101.00	2,101.00		2,101.00
21	E	---	---	26	CENTRAL SERVICES	268.00	268.00		268.00
21	-	---	---	-----	SPECIAL REVENUE TRUST FUND	11,861.00	11,861.00	122.89	11,738.11
27	E	---	---	15	SPECIAL ED CURRICULUM	2,086,035.00	2,086,035.00	173,838.22	2,060,673.20
27	E	---	---	21	PUPIL SERVICES	263,746.00	263,746.00	33,048.22	258,869.88
27	E	---	---	22	INSTRUCTIONAL STAFF SERVICES	206,329.00	206,329.00	34,536.21	184,258.58
27	E	---	---	25	BUSINESS ADMINISTRATION	61,023.00	61,023.00		61,023.00
27	E	---	---	43	GENERAL TUITION PAYMENTS	81,740.00	81,740.00	2,524.75	79,215.25
27	-	---	---	-----	SPECIAL EDUCATION FUND	2,698,873.00	2,698,873.00	243,947.40	2,644,039.91
39	E	---	---	28	DEBT SERVICES - SHORT TERM	279,991.00	279,991.00		279,991.00
39	-	---	---	-----	REFERENDUM APPROVED DEBT SERV	279,991.00	279,991.00		279,991.00
50	E	---	---	25	BUSINESS ADMINISTRATION	612,720.00	612,720.00	8,596.81	614,363.74
50	E	---	---	27	INSURANCE/DISTRICT	12,100.00	12,100.00		12,100.00
50	-	---	---	-----	FOOD SERVICE	624,820.00	624,820.00	8,596.81	626,463.74
73	E	---	---	42	Fiduciary Fund Expenditures	250,000.00	250,000.00		250,000.00
73	-	---	---	-----	Employee Benefit Trust Fund	250,000.00	250,000.00		250,000.00
80	E	---	---	12	REGULAR CURRICULUM	690.00	690.00		690.00
80	E	---	---	16	CO-CURRICULAR ACTIVITIES	47,417.00	47,417.00	4,985.04	47,417.00
80	E	---	---	25	BUSINESS ADMINISTRATION	3,824.00	3,824.00		3,824.00
80	E	---	---	31	COMMUNITY SERVICE	13,571.00	13,571.00	615.34	13,571.00
80	-	---	---	-----	COMMUNITY SERVICE	65,502.00	65,502.00	5,600.38	65,502.00
99	E	---	---	22	INSTRUCTIONAL STAFF SERVICES			739.20	-739.20
99	-	---	---	-----	Cooperative Programs			739.20	-739.20
Grand Expense Total						21,361,603.00	21,361,603.00	2,135,553.58	20,481,845.73

Fd	T	Loc	Obj	Func	Func	2014-15 Original Budget	2014-15 Revised Budget	2014-15 FY Activity	Unexpended Balance
----	---	-----	-----	------	------	----------------------------	---------------------------	------------------------	-----------------------

Number of Accounts: 1649

***** End of report *****

Fd	T	Loc	Obj	Fu	Src	2014-15		2014-15	Unexpended
						Original Budget	Revised Budget	FY Activity	Balance
10	R	800	21-	--	TAXES	5,370,031.00	5,370,031.00	2,604.09	5,367,426.91
10	R	800	26-	--	NON-CAPITAL SALES	2,500.00	2,500.00	224.07	2,275.93
10	R	800	27-	--	SCHOOL ACTIVITY-INCOME	35,700.00	35,700.00	2,562.00	35,700.00
10	R	800	28-	--	INTEREST ON INVESTMENT	2,000.00	2,000.00	843.91	1,156.09
10	R	800	29-	--	OTHER REVENUES-LOCAL SOURCES	77,043.00	77,043.00	14,782.05	74,049.00
10	R	800	34-	--	GRANTS-OTHER SCHOOL DISTRICTS	1,360,175.00	1,360,175.00	-7,176.74	1,367,351.74
10	R	800	51-	--	TRANSIT OF AIDS-INTERMED SRCES	49,582.00	49,582.00	13,342.00	36,240.00
10	R	800	58-	--	MEDICAL SERVICE REIMBURSEMENTS	80,000.00	80,000.00		80,000.00
10	R	800	61-	--	STATE AID-CATEGORICAL	294,620.00	294,620.00		294,620.00
10	R	800	62-	--	STATE AID-GENERAL	9,982,115.00	9,982,115.00	1,557,213.00	9,982,115.00
10	R	800	65-	--	SAGE GRANT	475,000.00	475,000.00		475,000.00
10	R	800	69-	--	OTHER REVENUE - STATE SOURCES	16,115.00	16,115.00		16,115.00
10	R	800	73-	--	SPECIAL PROJECTS GRANTS	155,000.00	155,000.00		155,000.00
10	R	800	75-	--	TITLE I	300,000.00	300,000.00		300,000.00
10	R	800	96-	--	ADJUSTMENTS	15,000.00	15,000.00		15,000.00
10	R	800	97-	--	REFUND OF DISBURSEMENT	10,000.00	10,000.00	5,802.84	10,000.00
10	R	800	99-	--	Other Miscellaneous Revenue	500.00	500.00	15.00	485.00
10	R	---	---	--	Revenue	18,225,381.00	18,225,381.00	1,590,212.22	18,212,534.67
10	-	---	---	--	GENERAL	18,225,381.00	18,225,381.00	1,590,212.22	18,212,534.67
21	R	400	29-	--	OTHER REVENUES-LOCAL SOURCES			200.00	-200.00
21	R	800	29-	--	OTHER REVENUES-LOCAL SOURCES			956.00	-893.00
21	R	---	---	--	Revenue			1,156.00	-1,093.00
21	-	---	---	--	SPECIAL REVENUE TRUST FUND			1,156.00	-1,093.00
27	R	800	11-	--	OPERATING TRANSFERS-IN	1,655,532.00	1,655,532.00		1,655,532.00
27	R	800	34-	--	GRANTS-OTHER SCHOOL DISTRICTS	48,520.00	48,520.00		48,520.00
27	R	800	58-	--	MEDICAL SERVICE REIMBURSEMENTS	84,334.00	84,334.00	2,211.67	82,122.33
27	R	800	61-	--	STATE AID-CATEGORICAL	518,420.00	518,420.00		518,420.00
27	R	800	73-	--	SPECIAL PROJECTS GRANTS	346,642.00	346,642.00		346,642.00
27	R	---	---	--	Revenue	2,653,448.00	2,653,448.00	2,211.67	2,651,236.33
27	-	---	---	--	SPECIAL EDUCATION FUND	2,653,448.00	2,653,448.00	2,211.67	2,651,236.33
39	R	800	21-	--	TAXES	299,200.00	299,200.00		299,200.00
39	R	800	28-	--	INTEREST ON INVESTMENT			4.95	-4.95
39	R	---	---	--	Revenue	299,200.00	299,200.00	4.95	299,195.05
39	-	---	---	--	REFERENDUM APPROVED DEBT SERV	299,200.00	299,200.00	4.95	299,195.05
50	R	800	25-	--	FOOD SERVICE SALES			30,179.65	-60.85
50	R	800	71-	--	FEDERAL AID-CATEGORICAL	328,000.00	328,000.00		328,000.00
50	R	800	73-	--	SPECIAL PROJECTS GRANTS	2,000.00	2,000.00		2,000.00
50	R	---	---	--	Revenue	330,000.00	330,000.00	30,179.65	329,939.15
50	-	---	---	--	FOOD SERVICE	330,000.00	330,000.00	30,179.65	329,939.15
73	R	800	95-	--	Contributions to Emp Benefits	250,000.00	250,000.00		250,000.00
73	R	---	---	--	Revenue	250,000.00	250,000.00		250,000.00
73	-	---	---	--	Employee Benefit Trust Fund	250,000.00	250,000.00		250,000.00
80	R	800	21-	--	TAXES	50,000.00	50,000.00		50,000.00
80	R	---	---	--	Revenue	50,000.00	50,000.00		50,000.00
80	-	---	---	--	COMMUNITY SERVICE	50,000.00	50,000.00		50,000.00
Grand Revenue T						21,808,029.00	21,808,029.00	1,623,764.49	21,791,812.20

Number of Accounts: 56

***** End of report *****

**2014-15 School Year
SPECIAL EDUCATION SERVICES
66.0301 COOPERATIVE AGREEMENT
Between
Eau Claire Area School District
And
Altoona School District**

SCHOOL BOARD RESOLUTION

"Whereas the following school districts have disabled children, and whereas it appears that the educational interests of all children in these school districts will be served best by the districts joining together to offer special services, as authorized by the Department of Public Instruction, to meet the needs of students with disabilities."

"It is hereby resolved that the school boards of Eau Claire and Altoona agree to establish and maintain, on a cooperative basis, the special education services of licensed professionals, pursuant to the Chapter PI 14, Section 66.0301 of the Wisconsin Statutes."

CONDITIONS

Pursuant to a resolution adopted by the school districts of Eau Claire and Altoona mutually agree, pursuant to Section 66.0301 of the Wisconsin Statutes, to the following conditions:

1. That said above parties agree and contract for the cooperation of the special education service as hereinafter set forth;
2. That the Eau Claire Area School District be the operator and fiscal agent;
3. That Eau Claire, as the fiscal agent, will include all program expenditures and receipts in Fund 27 of the Wisconsin Uniform Financial Accounting Requirements (WUFAR).
4. That the cost to the participating district be determined prior to June 30th, annually, on the basis of participation and state aid reimbursements determined in the same manner and paid to the participating school districts;
5. That estimated budget and plan of operation for this cooperative shall be approved in advance of contract signing by all school district parties hereto;

6. That variations from the budget will require prior approval of the participating school districts hereto;
7. That unemployment compensation for the service provider will be the responsibility of the participating districts and based on percentage of use;
8. That the participating districts agree to prepay the host district according to the following schedule: One invoice will be mailed in November 2014 with the option of one or two installments, the first due in November 2014 and the second in January 2015.
9. That Eau Claire, as the fiscal agent, agrees to file the required financial report with the Department of Public Instruction;
10. That each district agrees to a calendar of 35 weeks for program operation, which allows for the variances in the contracting districts' calendars.
11. That notice of intent to non-renew this agreement by any participating district be in conformance with timelines prescribed in the Wisconsin Statutes 118.22 (2).

Program Costs Based on 2014-15 Contracts:

Service Provided	Estimated Contract Amount
DHH	\$10,937
PT	\$27,264
TOTAL:	\$38,201

Operator of Cooperative (Eau Claire Area School District)

District Administrator	Date	School Board President	Date
------------------------	------	------------------------	------

Member of Cooperative (Altoona School District)

District Administrator	Date	School Board President	Date
------------------------	------	------------------------	------

Contracted Service Agreements

An agreement exists between the Eau Claire Area School District (ECASD) and the Altoona School District; whereby ECASD will provide a licensed service provider to serve students of said school district under the terms listed below.

It is agreed that:

- Total time for contract includes the amount of time for the following:
 - Travel to and from your district, beginning in Eau Claire
 - Evaluations
 - Direct/indirect services
 - Consultation
 - MA billing/progress notes
 - IEP meetings/conferences
 - IEP/report writing
- The provider of services works according to the ECASD school calendar
- The provider participates in ECASD district department meetings/professional development

Member of Cooperative agrees to:

- Provide suitable instructional/therapeutic facilities at no cost
- Provide access to student records
- Provide all supplies and equipment necessary for instruction/therapy that must remain on premises with the student(s)
- Provide a networked computer and confidentially located printer
- Establish process for communicating to district staff when provider is not in attendance

Operator of Cooperative (Eau Claire Area School District) will:

- Provide evaluation tools and protocols
- Provide (when available) equipment for trial purposes
- Provide equipment (when available) for use with students until needed in the ECASD